



US00D578463S

(12) **United States Design Patent**
Tureaud et al.

(10) **Patent No.:** **US D578,463 S**
(45) **Date of Patent:** **** Oct. 14, 2008**

(54) **UNDERWATER VEHICLE**

(75) Inventors: **Thomas F. Tureaud**, Fairfax, VA (US);
Daniel N. Dietz, Alexandria, VA (US);
Stacy J. Hills, Ashburn, VA (US);
Douglas E. Humphreys, Great Falls, VA
(US); **Alexander V. Roup**, Sterling, VA
(US)

(73) Assignee: **Vehicle Control Technologies, Inc.**,
Reston, VA (US)

(**) Term: **14 Years**

(21) Appl. No.: **29/292,925**

(22) Filed: **Nov. 1, 2007**

(51) **LOC (8) Cl.** **12-06**

(52) **U.S. Cl.** **D12/308; D12/317**

(58) **Field of Classification Search** D12/300,
D12/308, 309, 316, 317; D21/769, 770;
114/300, 312, 315, 322, 330-333, 337, 274-280;
440/6, 33

See application file for complete search history.

(56) **References Cited**

U.S. PATENT DOCUMENTS

3,466,798	A *	9/1969	Guglielmi et al.	446/162
D217,744	S *	6/1970	Peterson	D12/308
3,647,253	A	3/1972	Herttinger et al.	
3,650,234	A *	3/1972	Goudy	114/315
D242,615	S *	12/1976	Henning	D12/308
D291,299	S	8/1987	Hawkes	
4,705,331	A	11/1987	Britton	
D304,923	S	12/1989	Pado	
D323,808	S	2/1992	DeSantis	
5,120,099	A	6/1992	Fletcher	
D328,732	S *	8/1992	Whitley, II	D12/317

(Continued)

OTHER PUBLICATIONS

Bondaryk et al. (presumably), "Automated Launch and Recovery of UUVs and Towed Assets from USSV", date is before Nov. 1, 2007, pp. 1-5/Frames 1-20, Brooke Ocean Technology Ltd.

U.S. Appl. No. 11/982,041, filed Nov. 1, 2007; In re: Thomas F. Tureaud et al., entitled "Docking Apparatus ND Methods".

U.S. Appl. No. 29/292,923, filed Nov. 1, 2007; In re: Thomas F. Tureaud et al., entitled "Underwater Vehicle".

U.S. Appl. No. 29/292,924, filed Nov. 1, 2007; In re: Thomas F. Tureaud et al., entitled "Portion of a Vehicle".

U.S. Appl. No. 29/292,926, filed Nov. 1, 2007; In re: Thomas F. Tureaud et al., entitled "Docking Slot Portion of an Object".

Primary Examiner—Holly H. Baynham

Assistant Examiner—Cynthia M Chin

(74) *Attorney, Agent, or Firm*—Womble Carlyle Sandridge & Rice, PLLC

(57) **CLAIM**

The ornamental design for an underwater vehicle, as shown and described.

DESCRIPTION

FIG. 1 is a top perspective view of an underwater vehicle in accordance with the present invention.

FIG. 2 is a rear perspective view of the underwater vehicle of FIG. 1;

FIG. 3 is a front elevation view of the underwater vehicle of FIG. 1;

FIG. 4 is a top plan view of the underwater vehicle of FIG. 1;

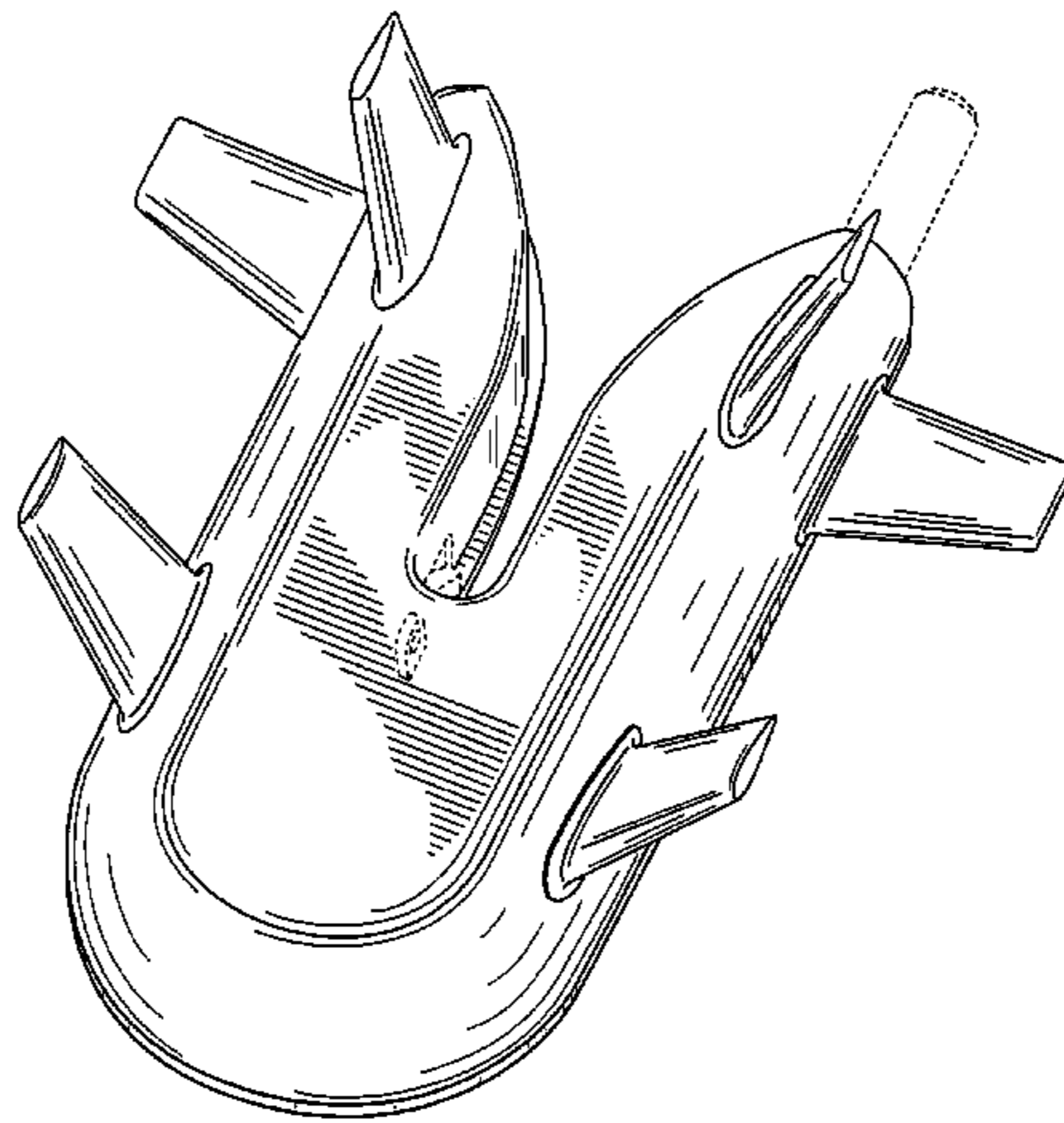
FIG. 5 is a bottom plan of the underwater vehicle of FIG. 1;

FIG. 6 is a rear elevation view of the underwater vehicle of FIG. 1; and,

FIG. 7 is a left elevation view of the underwater vehicle of FIG. 1, wherein the right elevation view of the underwater vehicle of FIG. 1 is a mirror image of FIG. 7.

The broken lines shown herein are for illustrative purposes and form no part of the claimed design.

1 Claim, 7 Drawing Sheets



US D578,463 S

Page 2

U.S. PATENT DOCUMENTS

5,158,034	A *	10/1992	Hsu	114/315	6,600,695	B1	7/2003	Nugent et al.	
D331,738	S *	12/1992	Simpson	D12/317	6,779,475	B1	8/2004	Crane et al.	
5,396,860	A *	3/1995	Cheng	114/315	D505,104	S	5/2005	Osumi et al.	
D371,411	S *	7/1996	Albritton	D21/770	6,969,030	B1	11/2005	Jones et al.	
5,568,783	A *	10/1996	Ditchfield	114/242	7,000,560	B2	2/2006	Wingett et al.	
5,686,694	A	11/1997	Hillenbrand et al.		7,010,401	B1	3/2006	Richburg et al.	
5,704,817	A *	1/1998	Vaughn	440/33	7,021,231	B2	4/2006	Smart	
D394,633	S *	5/1998	Gauthier et al.	D12/316	7,051,664	B2	5/2006	Robichaud et al.	
5,786,545	A	7/1998	Hillenbrand		7,104,505	B2	9/2006	Tchoryk et al.	
6,390,012	B1	5/2002	Watt et al.		2001/0025594	A1 *	10/2001	Daniels	114/315

* cited by examiner




FIG. 1

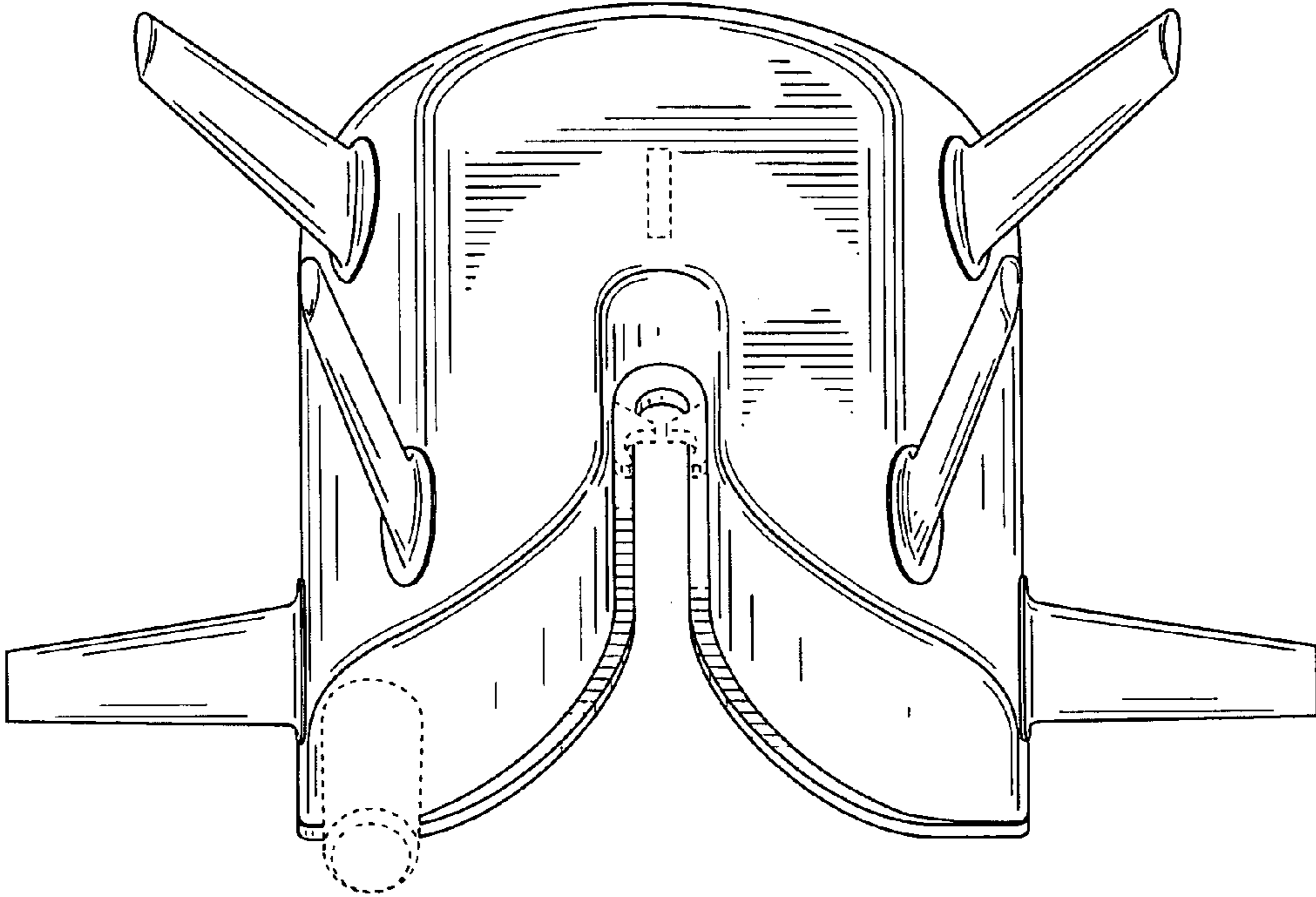


FIG. 2

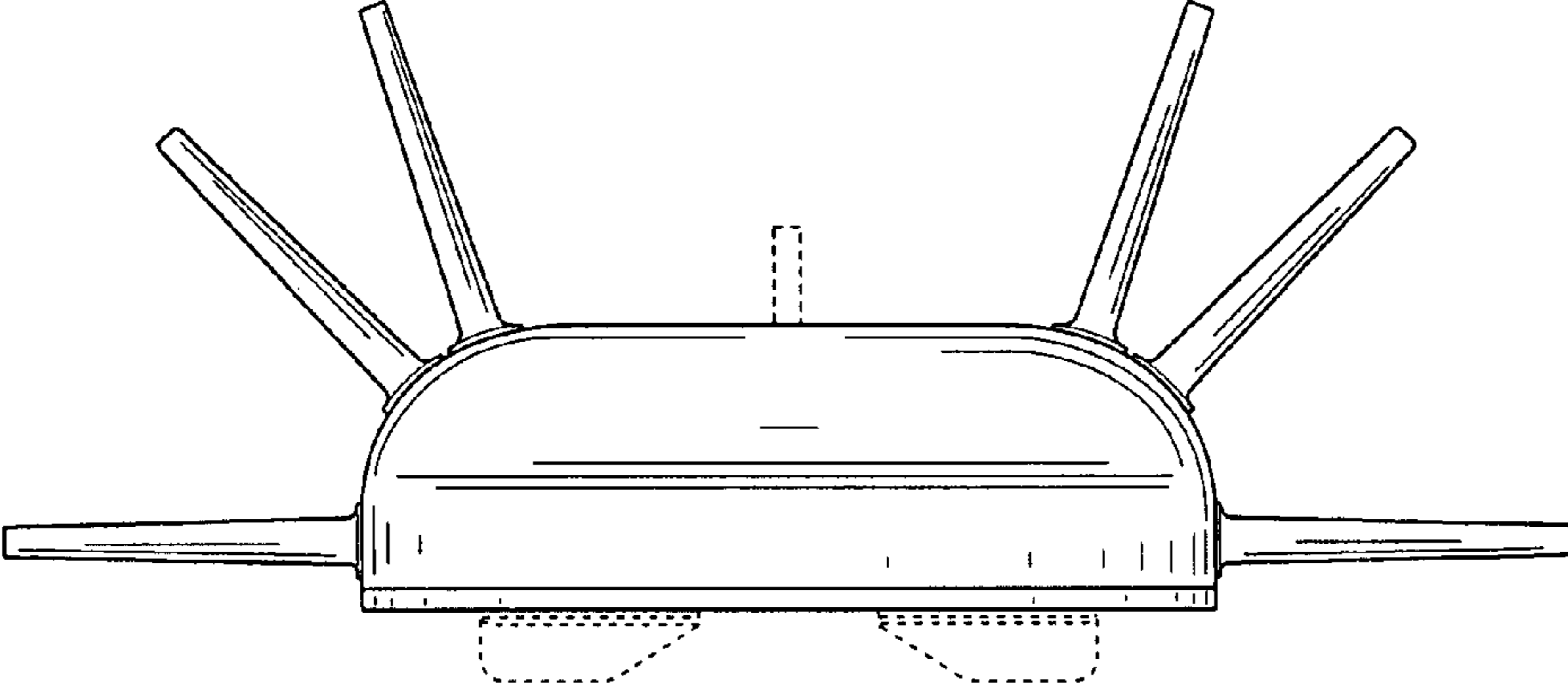


FIG. 3

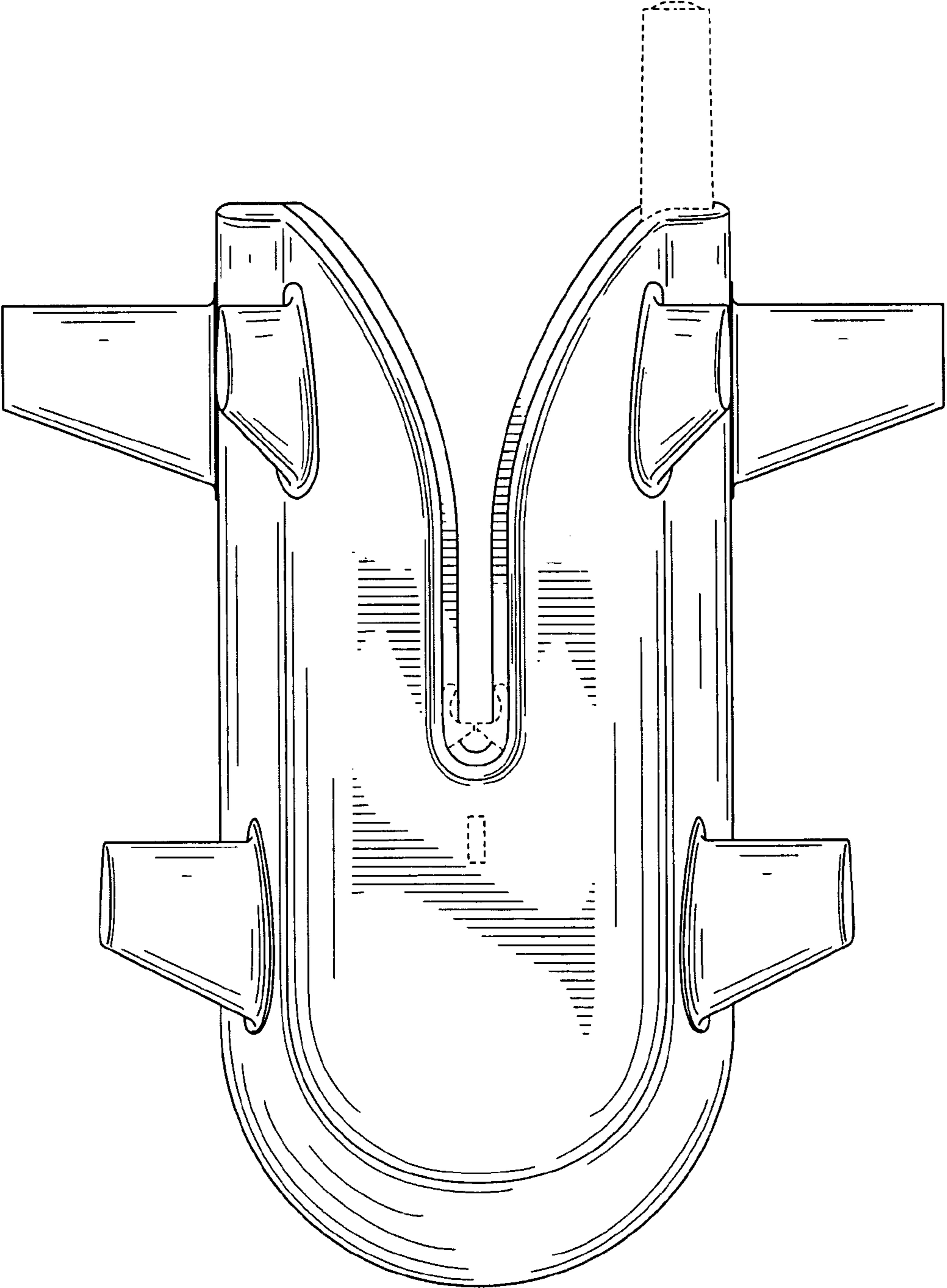


FIG. 4

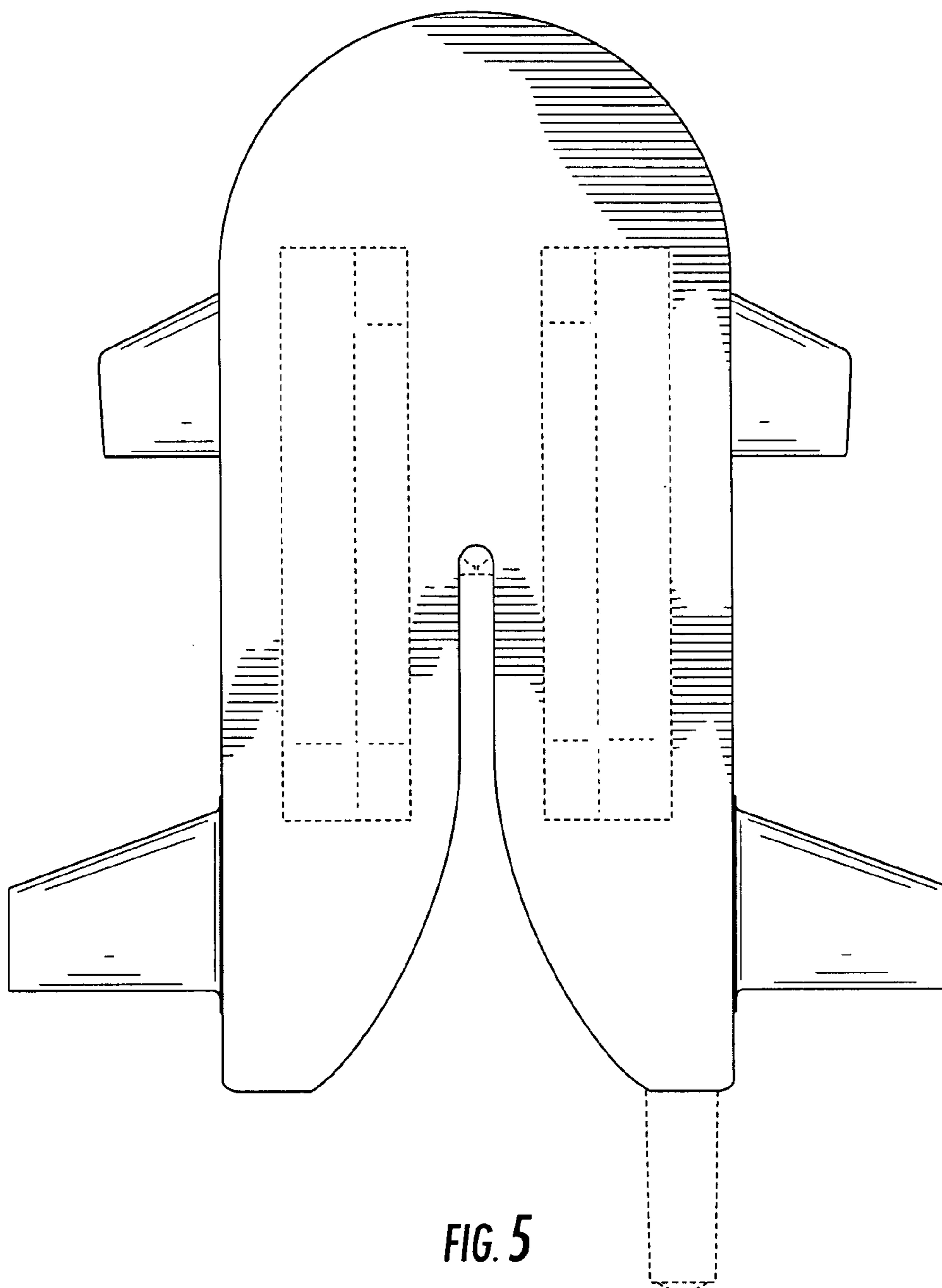


FIG. 5

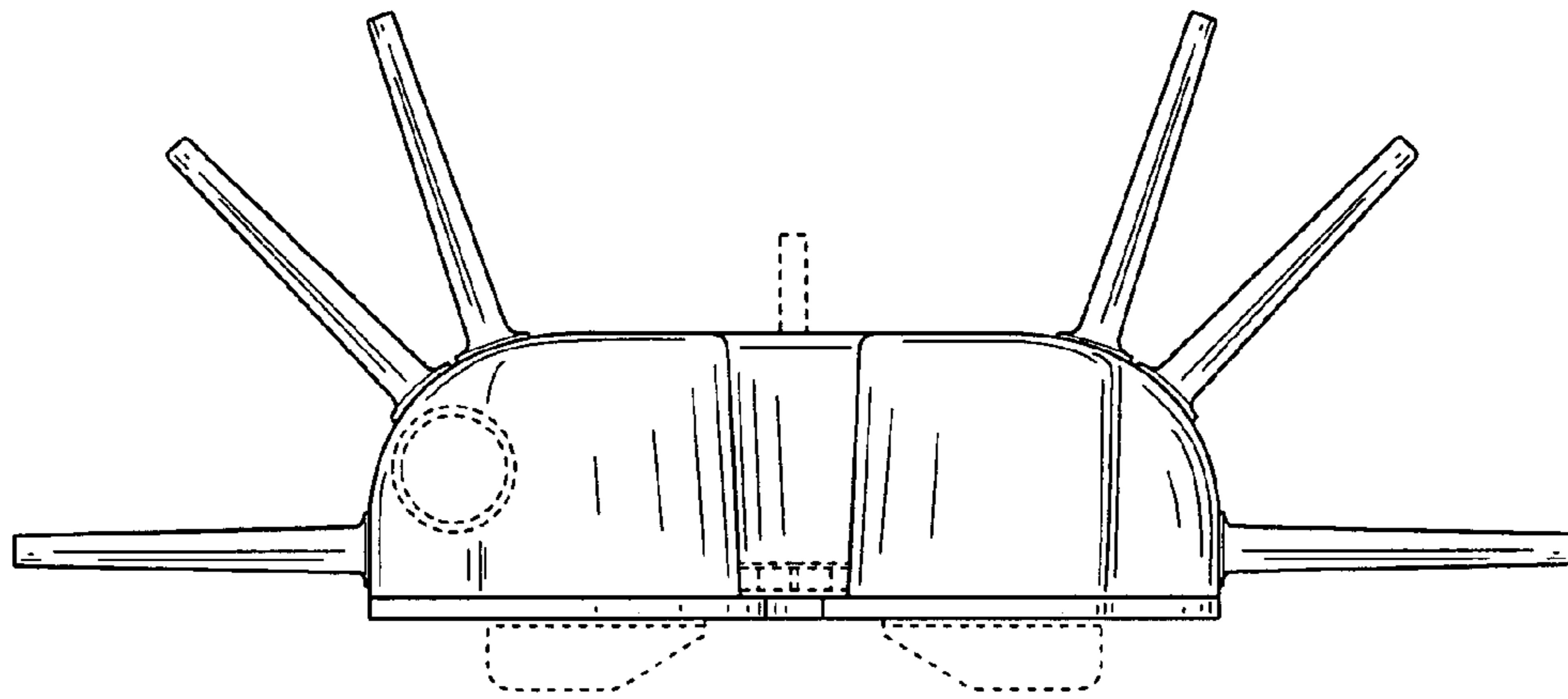


FIG. 6

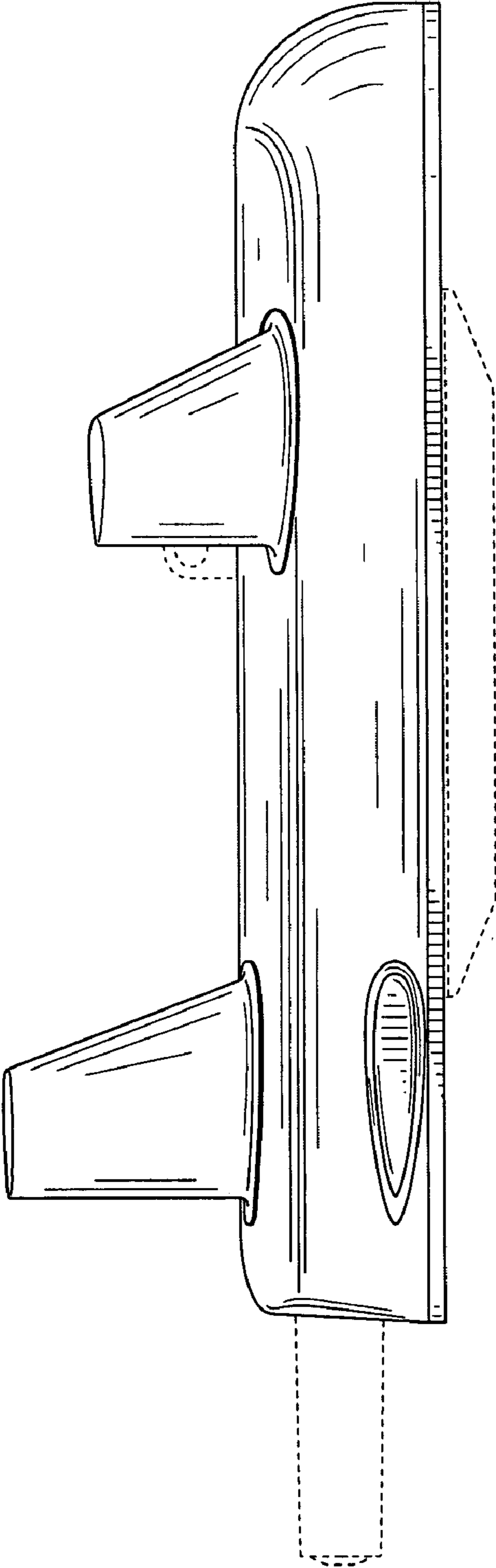


FIG. 7