



US00D578459S

(12) **United States Design Patent**
Hetrick

(10) **Patent No.:** **US D578,459 S**
(45) **Date of Patent:** **** Oct. 14, 2008**

(54) **VEHICLE-WHEEL FRONT FACE**

(75) Inventor: **Steven Hetrick**, Westminster, CA (US)

(73) Assignee: **Mobile Hi-Tech Wheels**, Garden Grove, CA (US)

(**) Term: **14 Years**

(21) Appl. No.: **29/308,490**

(22) Filed: **Jun. 18, 2008**

(51) **LOC (8) Cl.** **12-16**

(52) **U.S. Cl.** **D12/211**

(58) **Field of Classification Search** D12/204-213;
301/37.101, 64.101, 65, 64.201

See application file for complete search history.

(56) **References Cited**

U.S. PATENT DOCUMENTS

D392,611 S *	3/1998	Echazabal et al.	D12/211
D517,972 S *	3/2006	Tirado	D12/211
D524,216 S *	7/2006	Scheu	D12/211
D541,726 S *	5/2007	Musser	D12/211
D545,750 S *	7/2007	Young	D12/211
D546,265 S *	7/2007	Young	D12/211
D549,634 S *	8/2007	Foose	D12/211

D557,650 S *	12/2007	Musser	D12/211
D570,760 S *	6/2008	Hieke	D12/211
D573,083 S *	7/2008	Hetrick	D12/211

* cited by examiner

Primary Examiner—Stacia Cadmus

(74) *Attorney, Agent, or Firm*—Christie, Parker & Hale, LLP.

(57) **CLAIM**

The ornamental design for vehicle-wheel front face, as shown and described.

DESCRIPTION

FIG. 1 is a perspective view of a vehicle-wheel front face according to my new design;

FIG. 2 is a front elevational view thereof;

FIG. 3 is a second embodiment of my design using six spokes instead of five;

FIG. 4 is a front elevational view of the second embodiment; and,

FIG. 5 is a side elevational view of both embodiments.

Portions of the wheel depicted in broken lines are for illustrative purposes only, and form no part of the claimed design.

1 Claim, 5 Drawing Sheets





FIG. 1

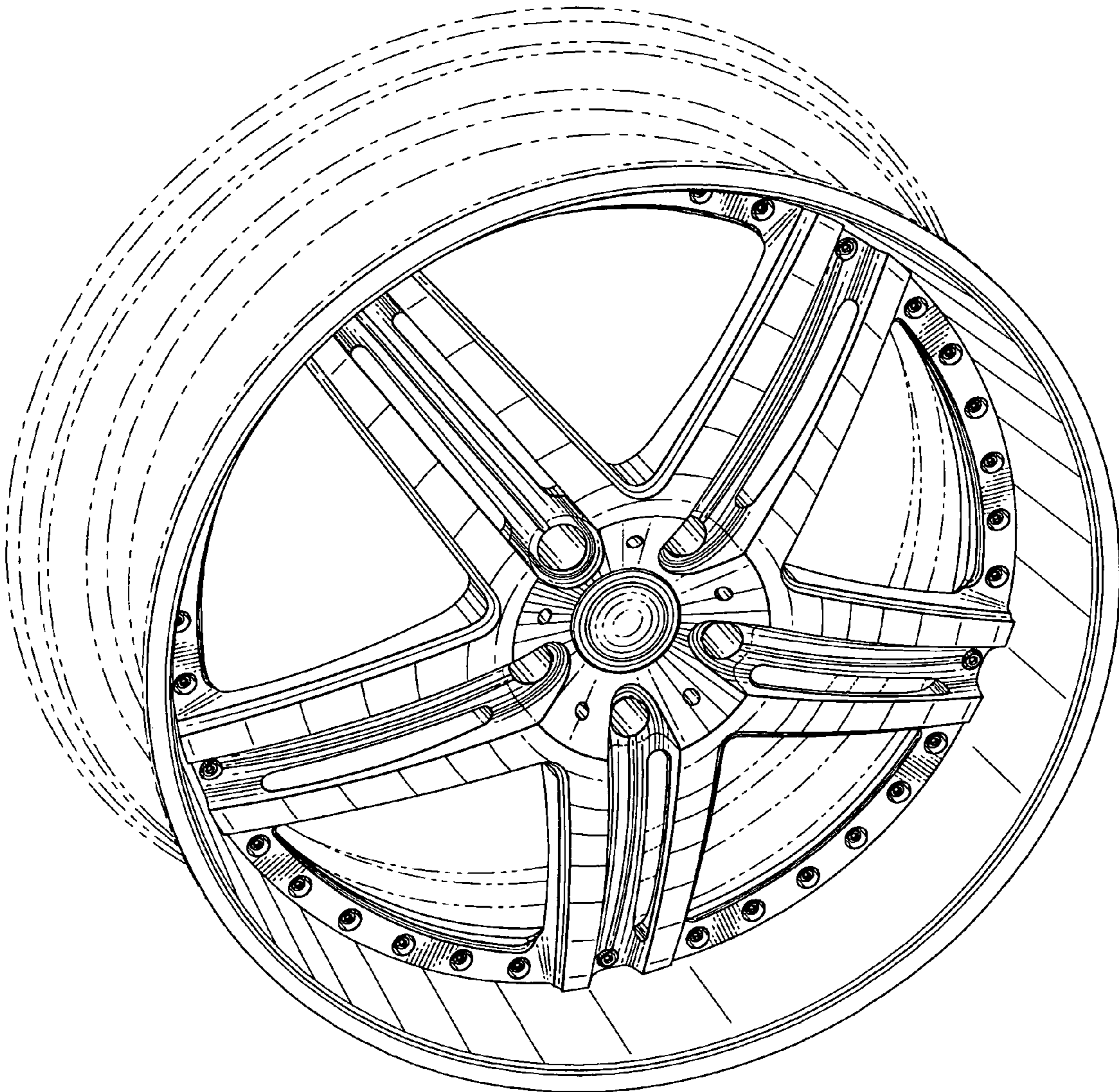


FIG. 2




FIG. 3

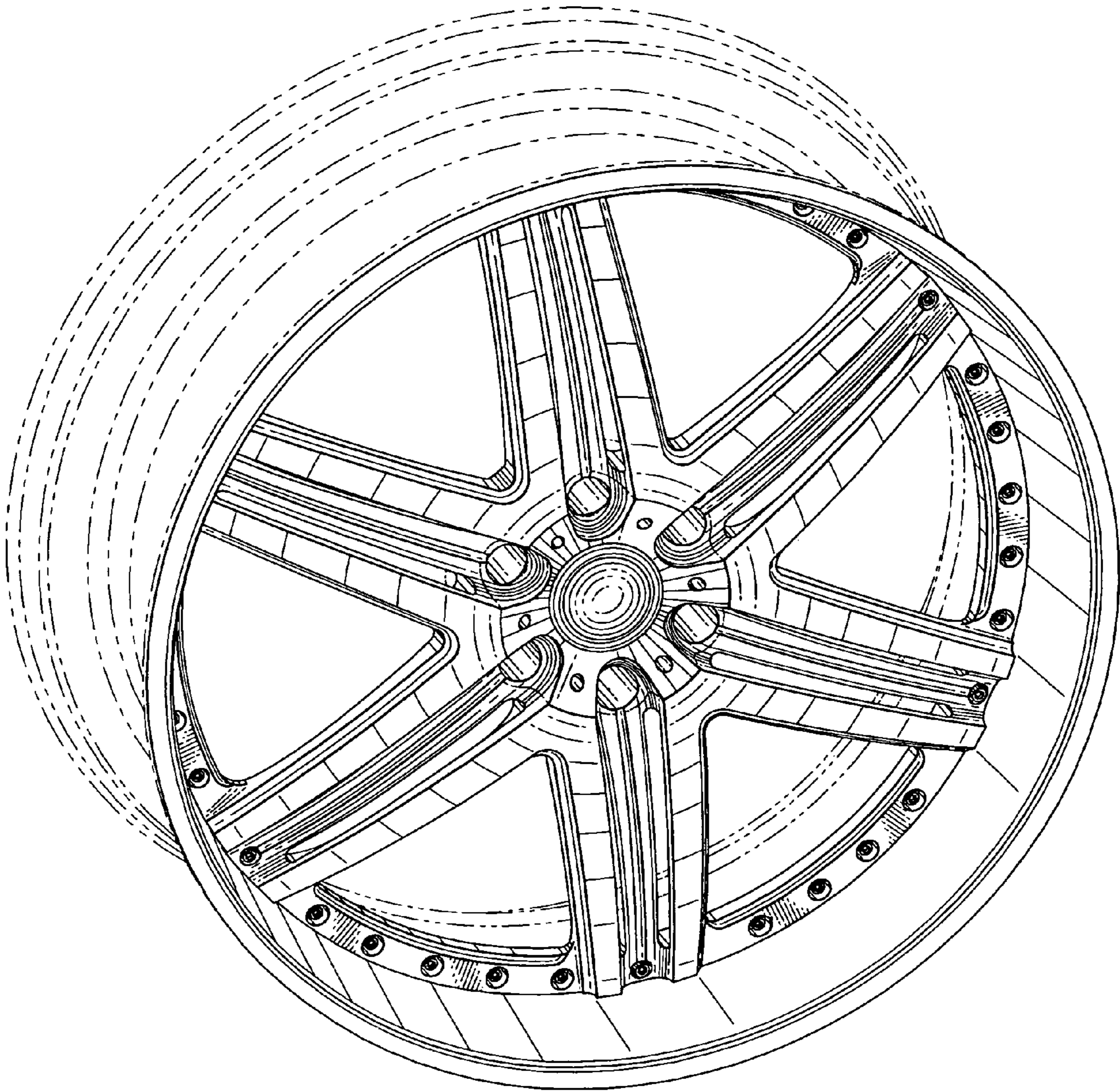


FIG. 4




FIG. 5

