



US00D578453S

(12) **United States Design Patent**
Raghavendran et al.

(10) **Patent No.:** **US D578,453 S**
(45) **Date of Patent:** **** Oct. 14, 2008**

(54) **TRUCK HOOD AND FENDER COMBINATION** D563,852 S * 3/2008 Rosen et al. D12/173

(75) Inventors: **Kunjithapadam Raghavendran**,
Denton, TX (US); **Bryan W. Delashaw**,
Frisco, TX (US); **Derek S. Sancer**,
Denton, TX (US)

(73) Assignee: **PACCAR Inc**, Bellevue, WA (US)

(**) Term: **14 Years**

(21) Appl. No.: **29/297,824**

(22) Filed: **Nov. 19, 2007**

(51) **LOC (8) Cl.** **12-16**

(52) **U.S. Cl.** **D12/173**

(58) **Field of Classification Search** D12/96,
D12/97, 173, 184; 180/69.12, 69.2, 69.22,
180/69.25, 89.12, 89.13, 89.67, 89.7; 296/183.1
See application file for complete search history.

(56) **References Cited**

U.S. PATENT DOCUMENTS

D307,731 S	5/1990	Kerney	
D308,032 S	5/1990	Kerney	
D312,805 S	12/1990	Marlowe	
D320,583 S	10/1991	Simons	
D366,638 S	1/1996	Tucker	
D382,841 S	8/1997	Norwood	
D395,860 S	7/1998	Meryman	
D403,636 S	1/1999	Meryman	
D411,140 S	6/1999	Meryman	
D422,251 S	4/2000	Bader	
D423,990 S	5/2000	Meryman	
D435,816 S	1/2001	Delashaw	
D436,563 S	1/2001	Delashaw	
D437,570 S	2/2001	Meryman	
D497,581 S	10/2004	Conway	
D502,901 S	3/2005	Delashaw	
D560,575 S *	1/2008	Simons et al.	D12/173
D563,281 S *	3/2008	Simons et al.	D12/96
D563,849 S *	3/2008	Medina et al.	D12/173
D563,850 S *	3/2008	Rosen et al.	D12/173
D563,851 S *	3/2008	Rosen et al.	D12/173

OTHER PUBLICATIONS

Canadian Kenworth Truck, Mississauga, Ontario, Canada, "Construction Trucks," Jul. 1990, 16-page brochure.

Kenworth Truck Company, Kirkland, Washington, "T600A," 1985, 10-page brochure.

Kenworth Truck Company, Kirkland, Washington, "AeroCab," 1993, 6-page brochure.

(Continued)

(Continued)

Primary Examiner—Melody N Brown

(74) *Attorney, Agent, or Firm*—Christensen O'Connor Johnson Kindness PLLC

(57) **CLAIM**

The ornamental design for a truck hood and fender combination, as shown and described.

DESCRIPTION

FIG. 1 is a front perspective view of a truck hood and fender combination showing our new design;

FIG. 2 is a front elevational view thereof;

FIG. 3 is a rear elevational view thereof;

FIG. 4 is a top plan view thereof;

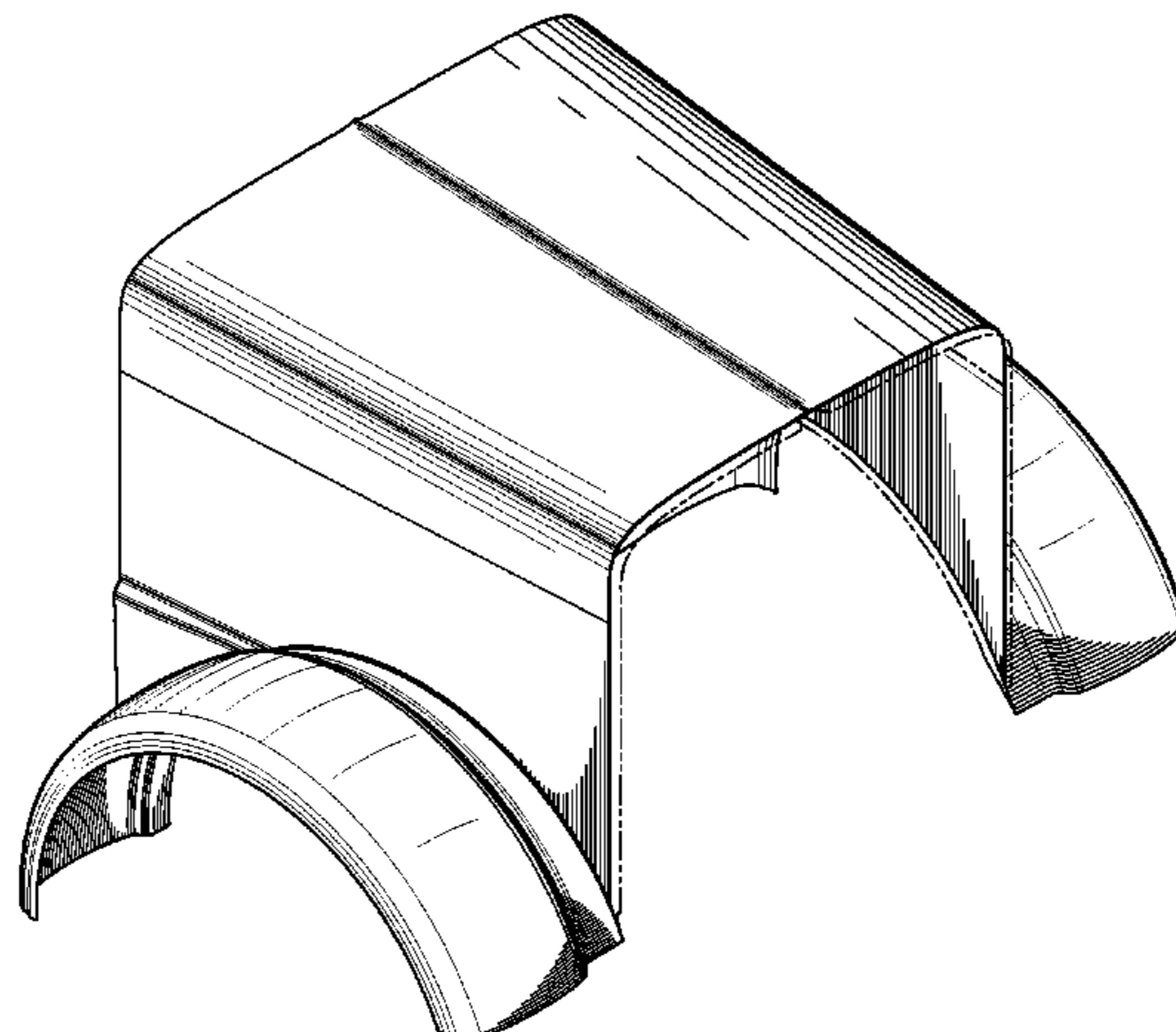
FIG. 5 is a side elevational view thereof; and,

FIG. 6 is a side elevational view thereof taken from the side opposite of FIG. 5.

The bottom of the truck hood and fender combination is unornamented.

The flange members shown in broken lines form no part of the claimed design.

1 Claim, 6 Drawing Sheets



OTHER PUBLICATIONS

Kenworth Truck Company, Kirkland, Washington, "Studio Sleeper," 1993, 5-page brochure.
Kenworth Truck Company, Kirkland, Washington, "W900L AeroCab," 1994, 2-page brochure.
Kenworth Truck Company, Kirkland, Washington, "T600," 1996, 7-page brochure.
Kenworth Truck Company, Kirkland, Washington, "T800," 1996, 7-page brochure.
Kenworth Truck Company, Kirkland, Washington, "W900," 1996, 7-page brochure.
Kenworth Truck Company, Kirkland, Washington, "T300," 1997, 5-page brochure.
Kenworth Truck Company, Kirkland, Washington, "T2000," 1999, 20-page brochure.
Peterbilt Motors Company, Denton, Texas, "Model 357," May 1994, 3-page brochure.
Peterbilt Motors Company, Denton, Texas, "Unibilt™ Cab Sleeper System," Aug. 1994, 6-page brochure.
Peterbilt Motors Company, Denton, Texas, "Model 377A/E," Jan. 1995, 6-page brochure.
Peterbilt Motors Company, Denton, Texas, "Model 379," Mar. 1996, 5-page brochure.
Peterbilt Motors Company, Denton, Texas, "Model 320," May 1996, 2-page brochure.
Peterbilt Motors Company, Denton, Texas, "Model 385," Oct. 1996, 5-page brochure.
Peterbilt Motors Company, Denton, Texas, "Model 377A/E," Aug. 1997, 2-page brochure.
Peterbilt Motors Company, Denton, Texas, "Class Pays," Sep. 1997, 10-page brochure.
Peterbilt Motors Company, Denton, Texas, "Model 330," Oct. 1997, 3-page brochure.
Peterbilt Motors Company, Denton, Texas, "Model 378," Mar. 1998, 3-page brochure.

Peterbilt Motors Company, Denton, Texas, "Class Pays," Nov. 1998, 10-page brochure.
Peterbilt Motors Company, Denton, Texas, "Class Pays, Ergonomic Dash," Mar. 2000, 2-page brochure.
Peterbilt Motors Company, Denton, Texas, "Class Pays, Medium Duty," Sep. 2000, 12-page brochure.
Peterbilt Motors Company, Denton, Texas, "Model 357, New Sloped Hood," May 2002, 2-page brochure.
Peterbilt Motors Company, Denton, Texas, "Model 387," Oct. 2002, 2-page brochure.
Peterbilt Motors Company, Denton, Texas, "Class Pays Refuse Trucks," Sep. 2003, 2-page brochure.
Peterbilt Motors Company, Denton, Texas, "Model 357 Heavy Haul," Mar. 2005, 2-page brochure.
Peterbilt Motors Company, Denton, Texas, "Model 357-115," Mar. 2005, 2-page brochure.
Peterbilt Motors Company, Denton, Texas, "Model 379," Apr. 2005, 2-page brochure.
Peterbilt Motors Company, Denton, Texas, "Class Pays, Platinum Interior," May 2005, 4-page brochure.
Peterbilt Motors Company, Newark, California, "The Working Class," Sep. 1976, 6-page brochure.
Peterbilt Motors Company, Newark, California, "Rest with Class," Apr. 1978, 4-page brochure.
Peterbilt Motors Company, Newark, California, "Model 362," 1985, 8-page brochure.
Peterbilt Motors Company, Newark, California, "Model 357 Standard Specifications," Sep. 1986, 6-page brochure.
Peterbilt Motors Company, Newark, California, "Model 375 Standard Specifications," Sep. 1986, 6-page brochure.
Peterbilt Motors Company, Denton, Texas, "Peterbilt Parts & Accessories" catalog, as early as 2000.
Peterbilt Motors Company, Newark, California, "Cabovers," as early as 2000, 7-page brochure.

* cited by examiner

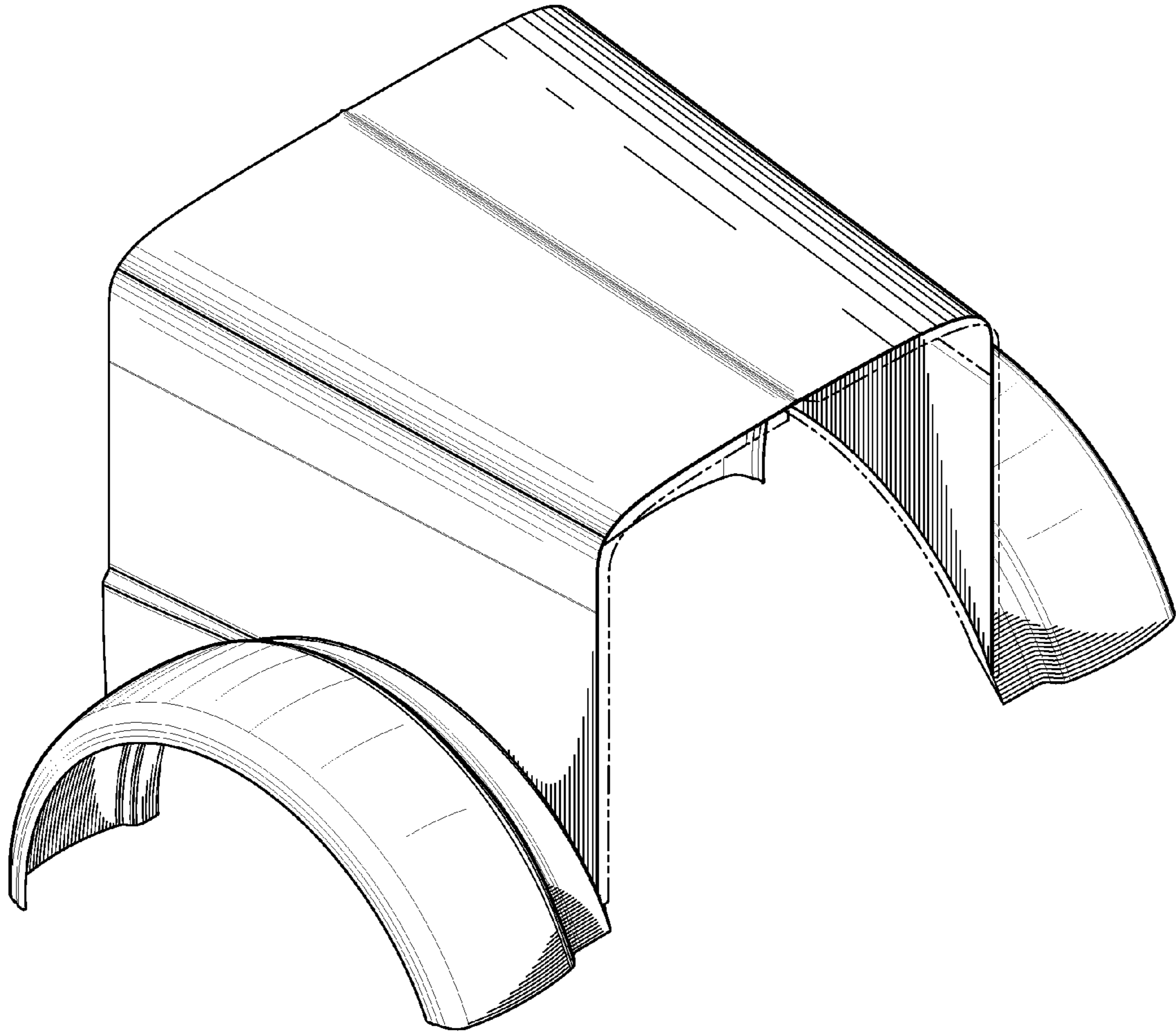


Fig.1.

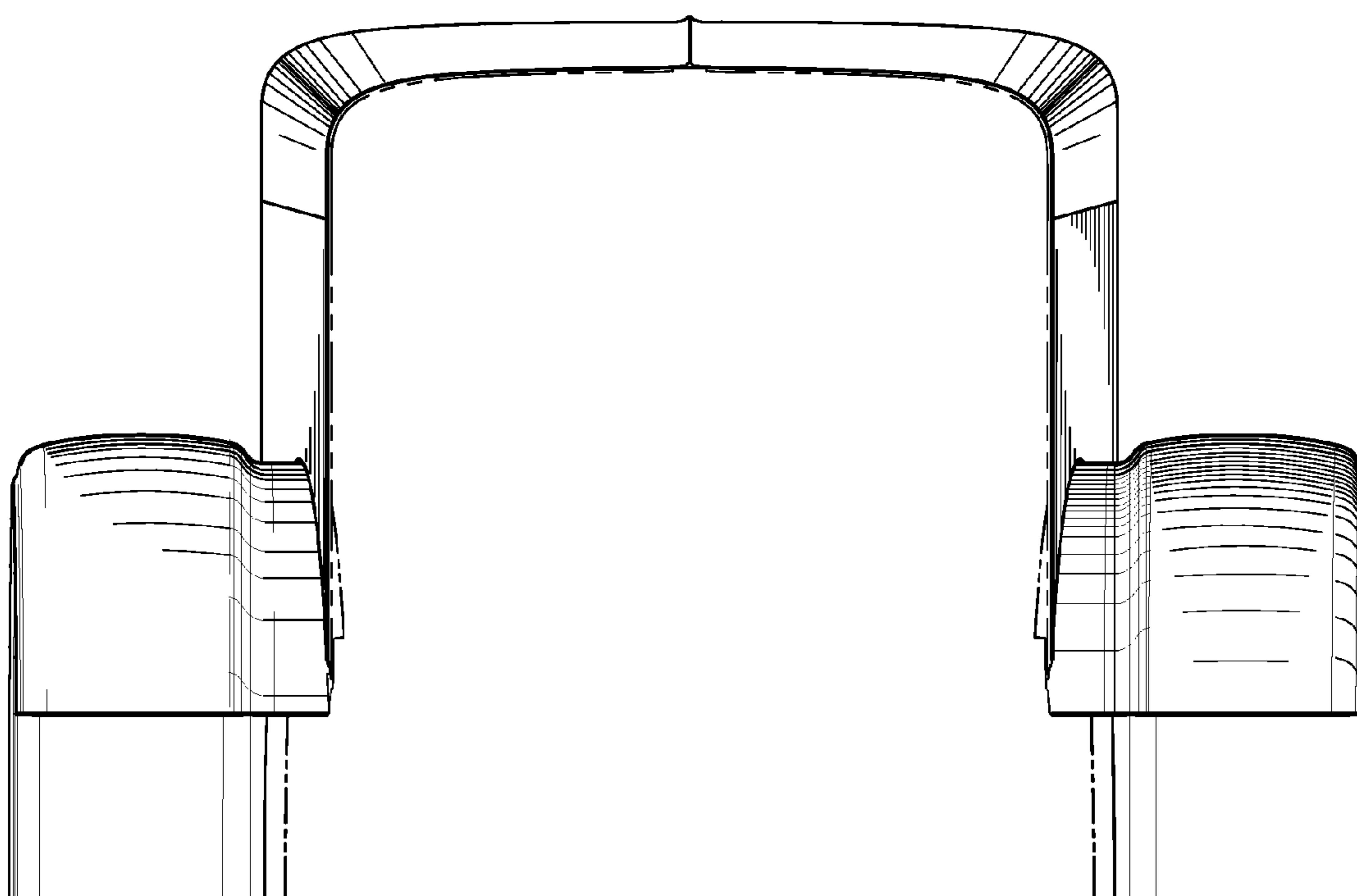


Fig. 2.

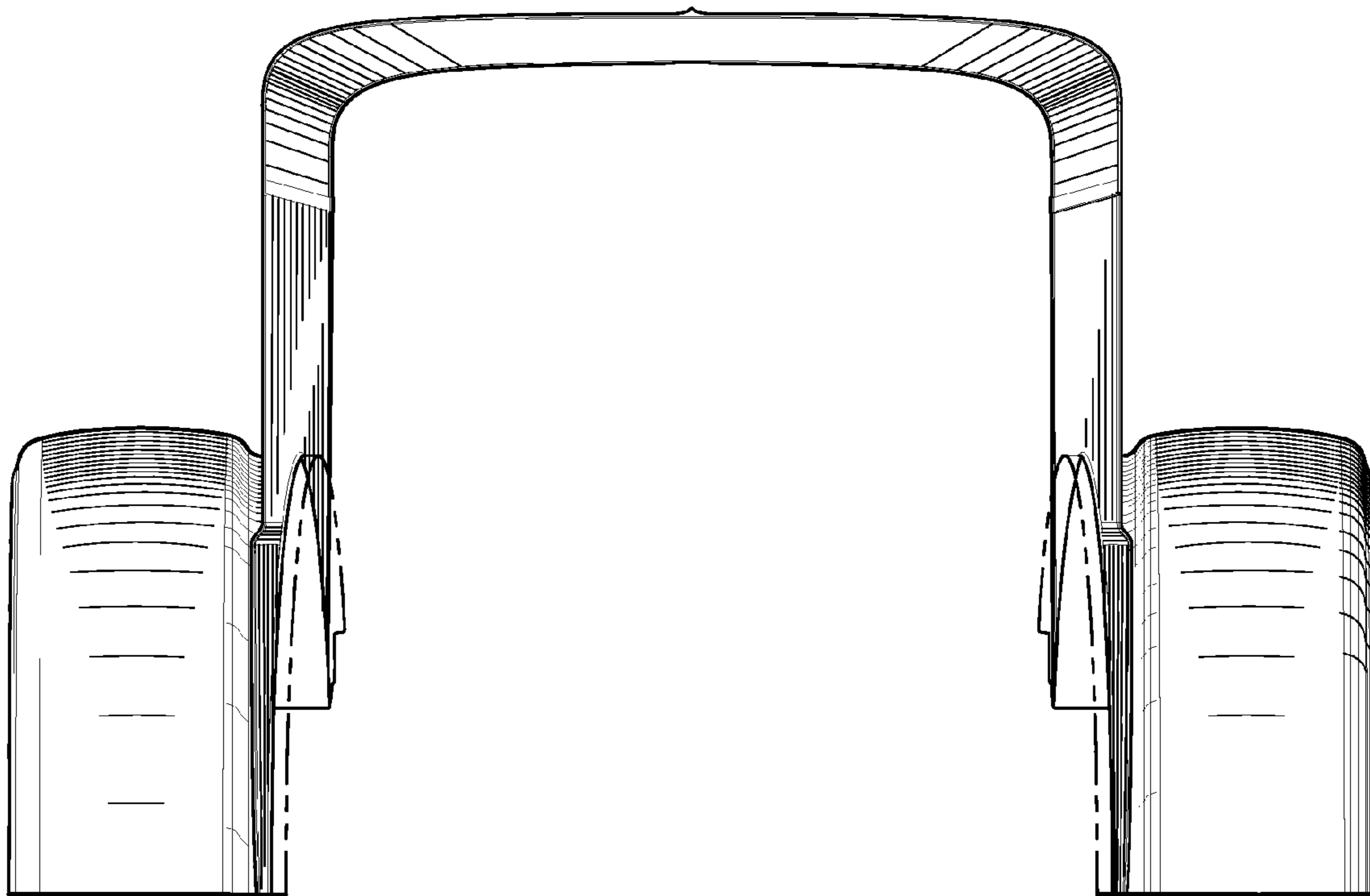


Fig. 3.

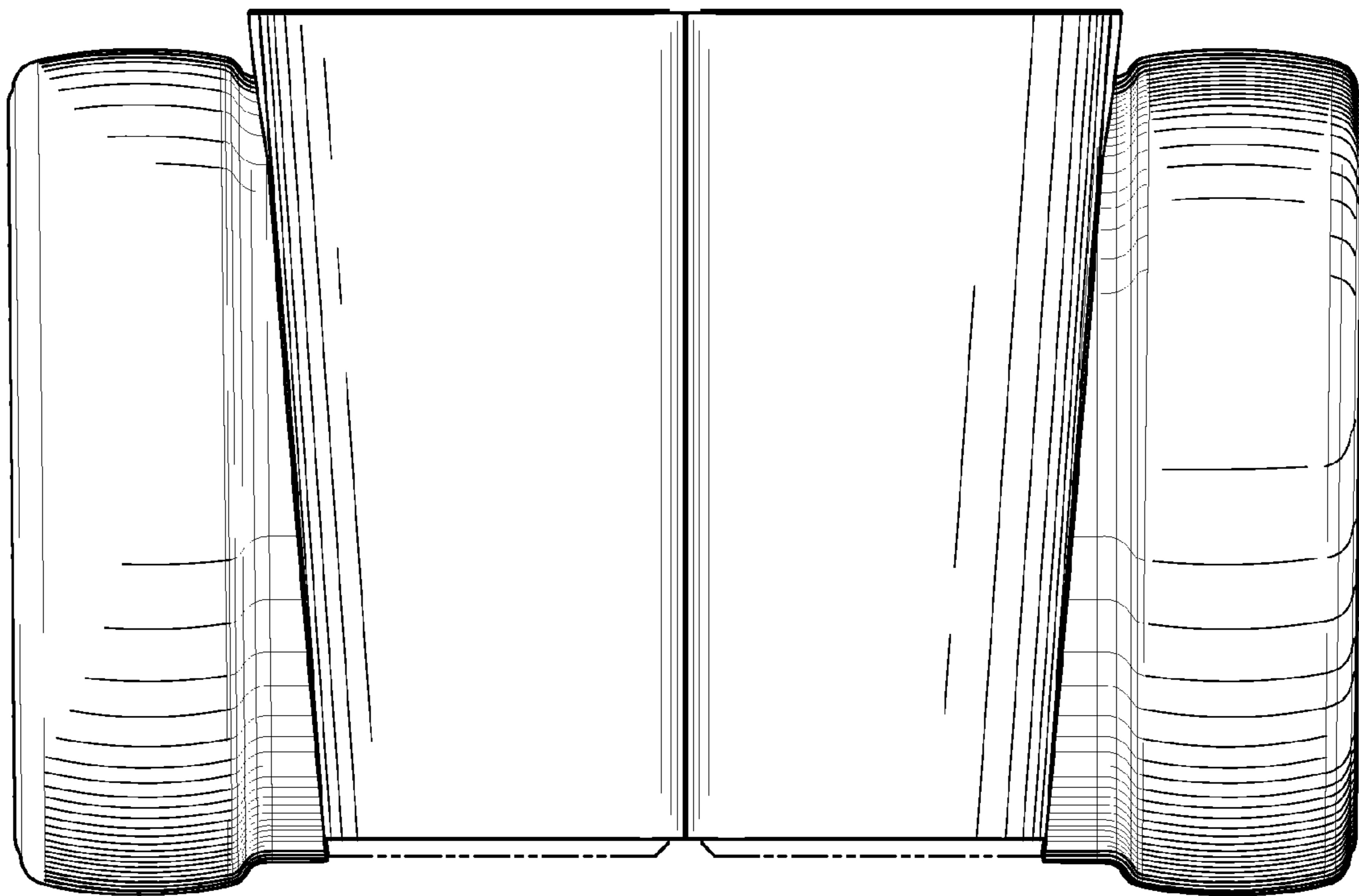


Fig.4.

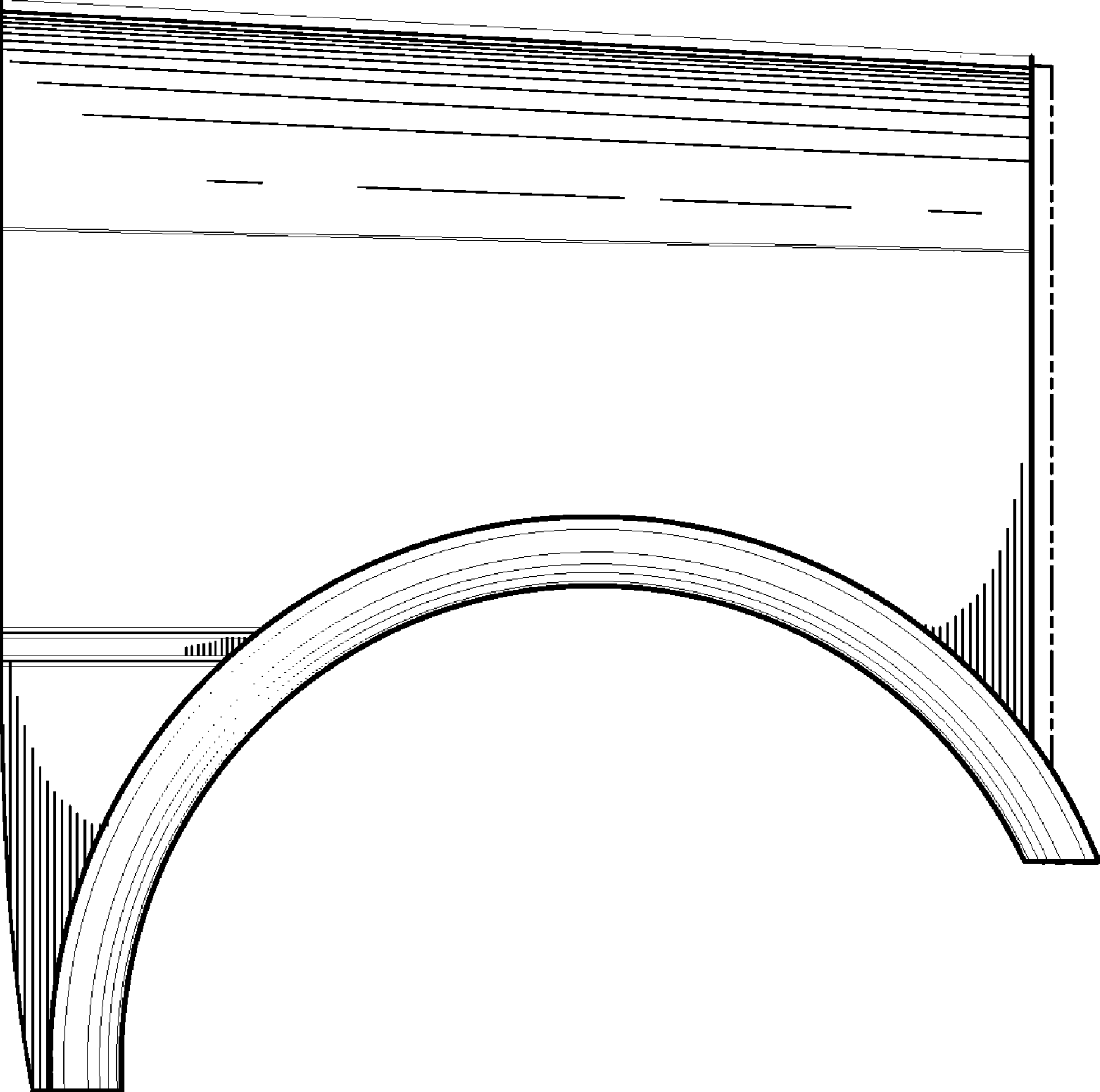


Fig. 5.

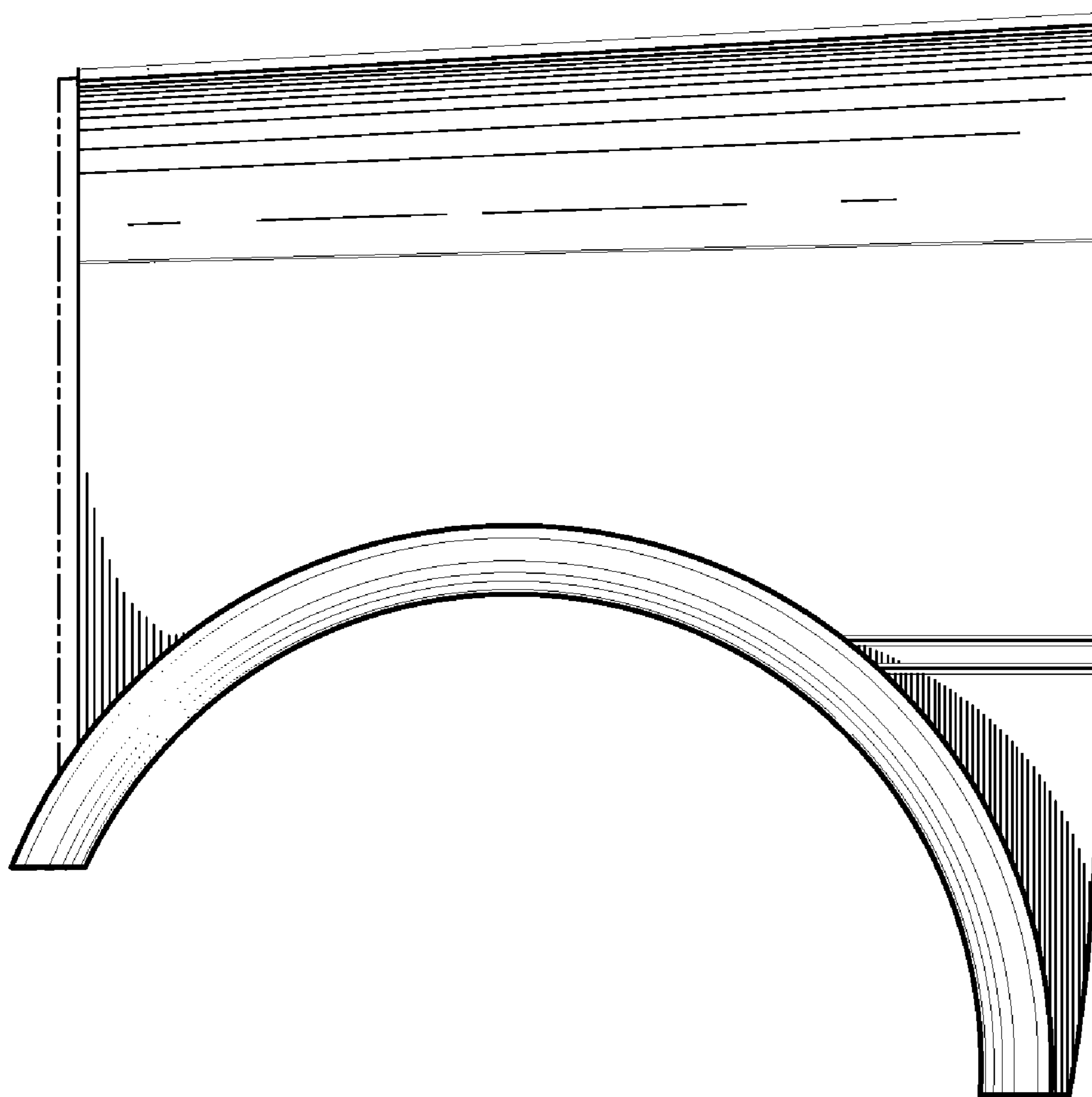


Fig. 6.