



US00D578450S

(12) **United States Design Patent**
Jodo et al.

(10) **Patent No.:** **US D578,450 S**
(45) **Date of Patent:** **** Oct. 14, 2008**

(54) **BUMPER FOR VEHICLE**

D559,745 S * 1/2008 Hieke D12/169
D561,073 S * 2/2008 Okamoto et al. D12/169

(75) Inventors: **Kinya Jodo**, Atsugi (JP); **Takumi Yoneyama**, Tokyo (JP)

(73) Assignee: **Nissan Motor Co., Ltd.**, Yokohama-shi (JP)

* cited by examiner

Primary Examiner—Melody N Brown
(74) *Attorney, Agent, or Firm*—Foley & Lardner LLP

(**) Term: **14 Years**

(21) Appl. No.: **29/297,733**

(57) **CLAIM**

(22) Filed: **Nov. 16, 2007**

The ornamental design for a bumper for vehicle, as shown and described.

(30) **Foreign Application Priority Data**

May 21, 2007 (JP) 2007-013332

DESCRIPTION

(51) **LOC (8) Cl.** **12-16**

(52) **U.S. Cl.** **D12/169**

(58) **Field of Classification Search** D12/169,
D12/196, 171, 163, 216, 90-92, 86; 293/102,
293/113, 115, 117, 120; 296/180.1, 180,
296/2

See application file for complete search history.

FIG. 1 is a perspective view of a bumper for vehicle;
FIG. 2 is a front view thereof;
FIG. 3 is a rear view thereof;
FIG. 4 is a top plan view thereof;
FIG. 5 is a bottom plan view thereof;
FIG. 6 is a left side view thereof; and,
FIG. 7 is a right side view thereof.

(56) **References Cited**

U.S. PATENT DOCUMENTS

D550,594 S * 9/2007 Pfeiffer D12/169

1 Claim, 2 Drawing Sheets




Fig.1




Fig.2




Fig.3




Fig.4




Fig.5

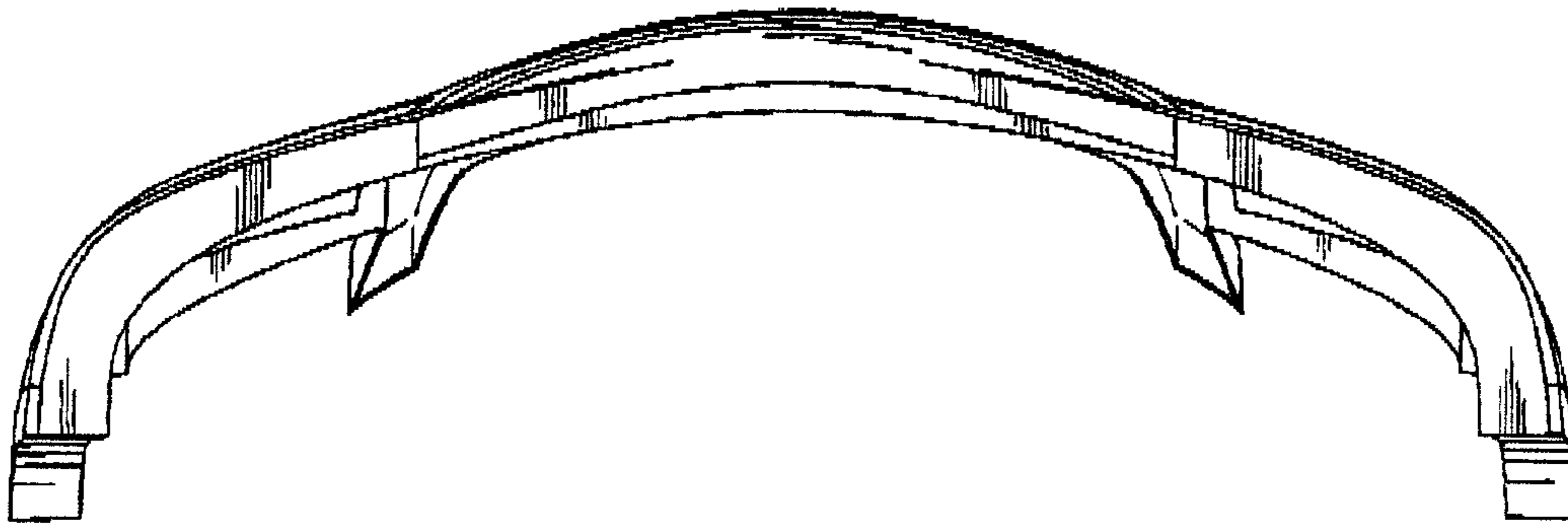


Fig.6

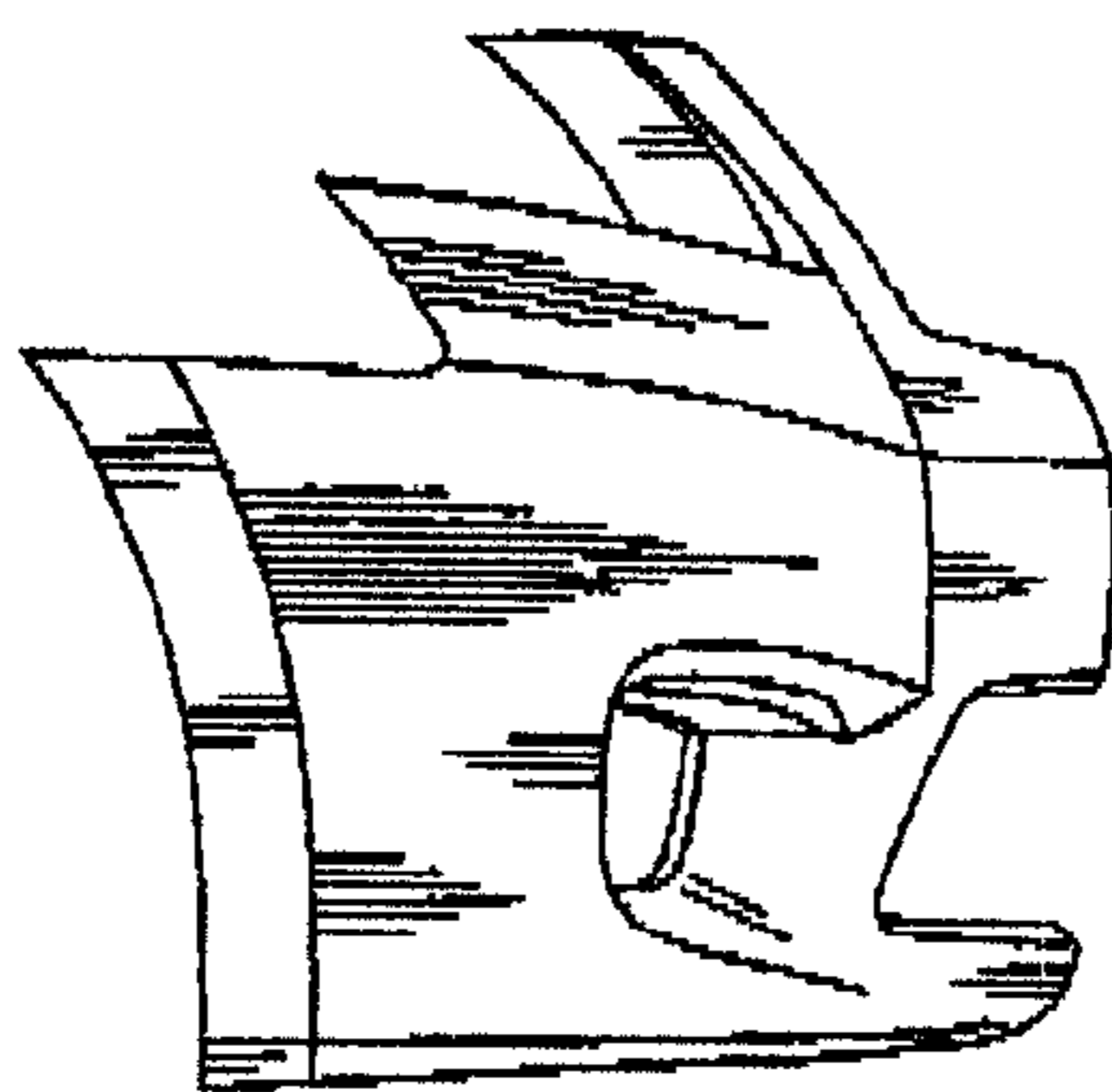


Fig.7

