



US00D578445S

(12) **United States Design Patent**
Yukawa

(10) **Patent No.:** **US D578,445 S**

(45) **Date of Patent:** **** Oct. 14, 2008**

(54) **BUMPER FOR VEHICLE**

(75) Inventor: **Mutsuo Yukawa**, Chigasaki (JP)

(73) Assignee: **Nissan Motor Co., Ltd.**, Yokohama-shi (JP)

(**) Term: **14 Years**

(21) Appl. No.: **29/250,698**

(22) Filed: **Nov. 28, 2006**

(30) **Foreign Application Priority Data**

May 29, 2006 (JP) 2006-013506

(51) **LOC (8) Cl.** **12-16**

(52) **U.S. Cl.** **D12/169**

(58) **Field of Classification Search** D12/90-92,
D12/86, 169, 196, 163; 296/193.1, 181.1;
293/102, 113, 115, 117, 120

See application file for complete search history.

(56) **References Cited**

U.S. PATENT DOCUMENTS

D474,720 S * 5/2003 Tachibana et al. D12/169

D483,706 S * 12/2003 Kato D12/169

D498,716 S * 11/2004 Maeda et al. D12/169

D501,436 S * 2/2005 Nagura et al. D12/169

D533,819 S * 12/2006 Hogios D12/169

D534,105 S * 12/2006 Schiavone et al. D12/169

D535,594 S * 1/2007 Schiavone et al. D12/169

D537,020 S * 2/2007 Nakamura et al. D12/169

D543,912 S * 6/2007 Kato et al. D12/169

* cited by examiner

Primary Examiner—Melody N Brown

(74) *Attorney, Agent, or Firm*—Foley & Lardner LLP

(57) **CLAIM**

The ornamental design for a bumper for vehicle, as shown and described.

DESCRIPTION

FIG. 1 is a perspective view of a bumper for vehicle;

FIG. 2 is a front view thereof;

FIG. 3 is a rear view thereof;

FIG. 4 is a top plan view thereof;

FIG. 5 is a bottom plan view thereof;

FIG. 6 is a left side view thereof; and,

FIG. 7 is a right side view thereof.

1 Claim, 3 Drawing Sheets

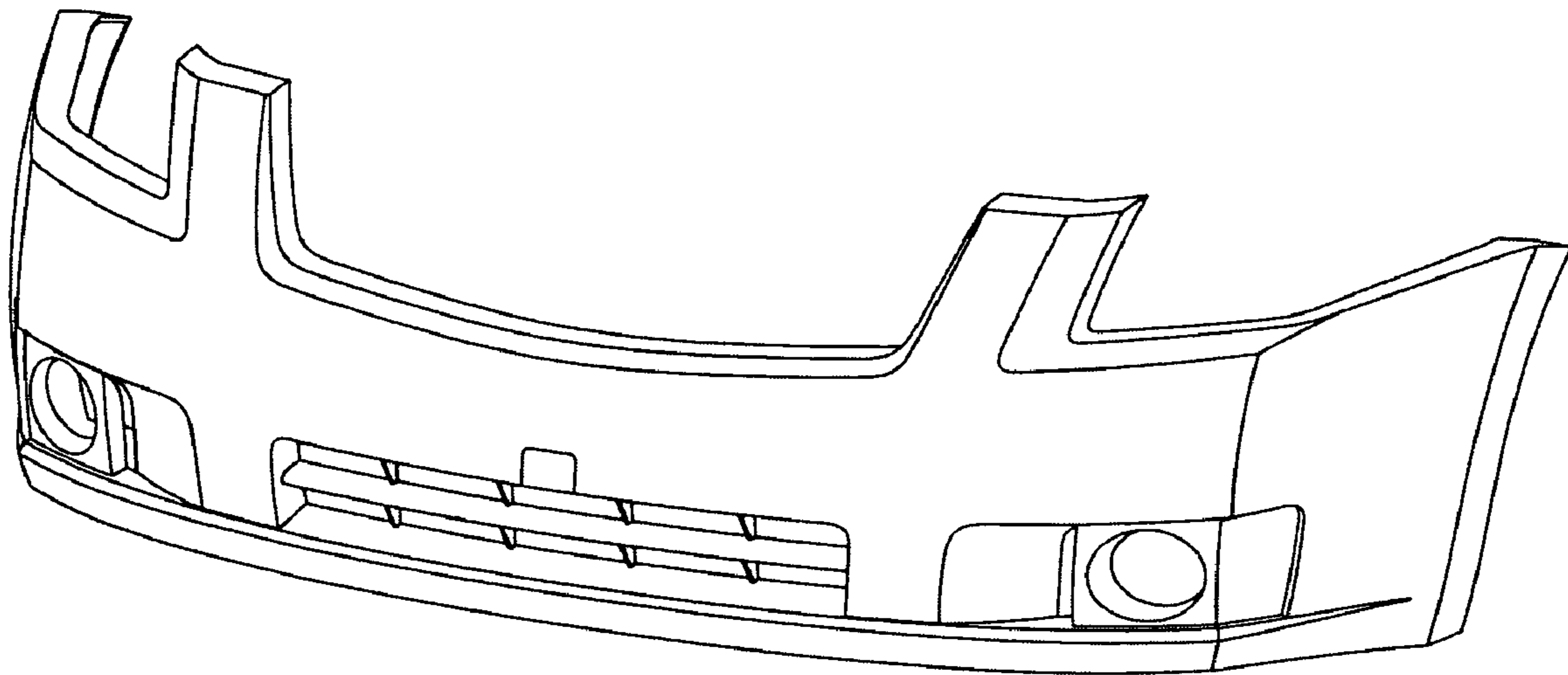


Fig.1

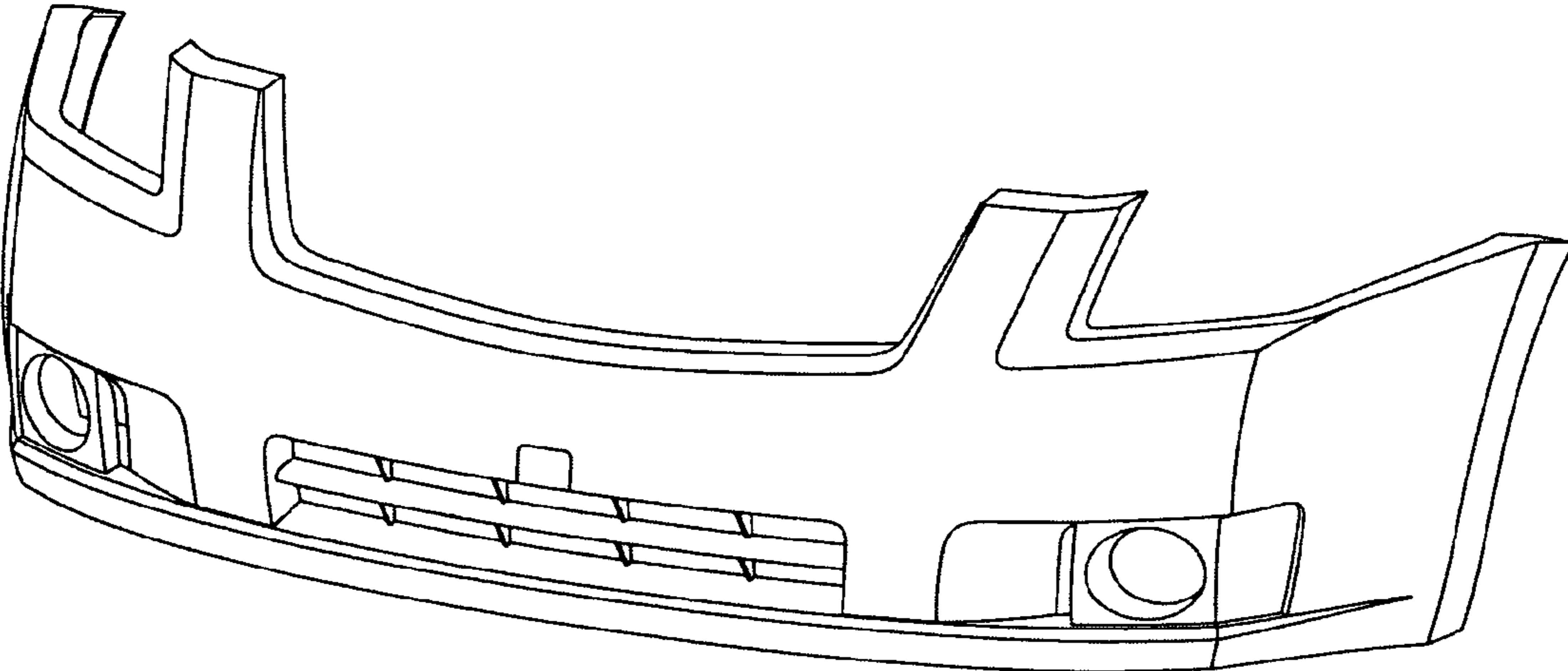


Fig.2

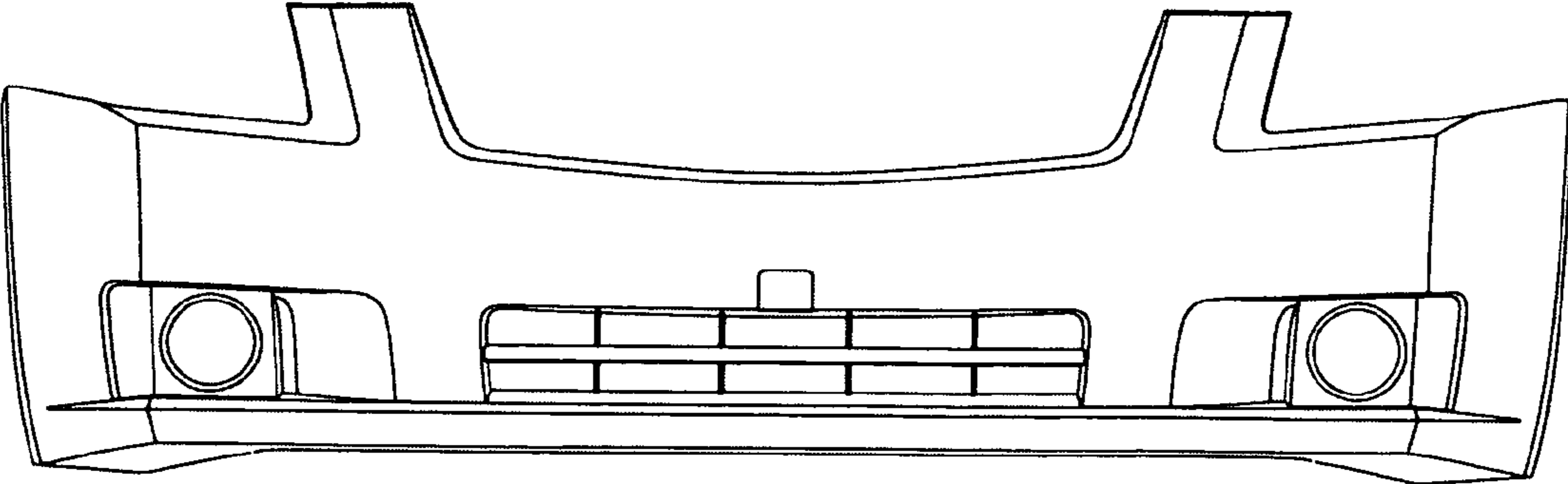


Fig.3

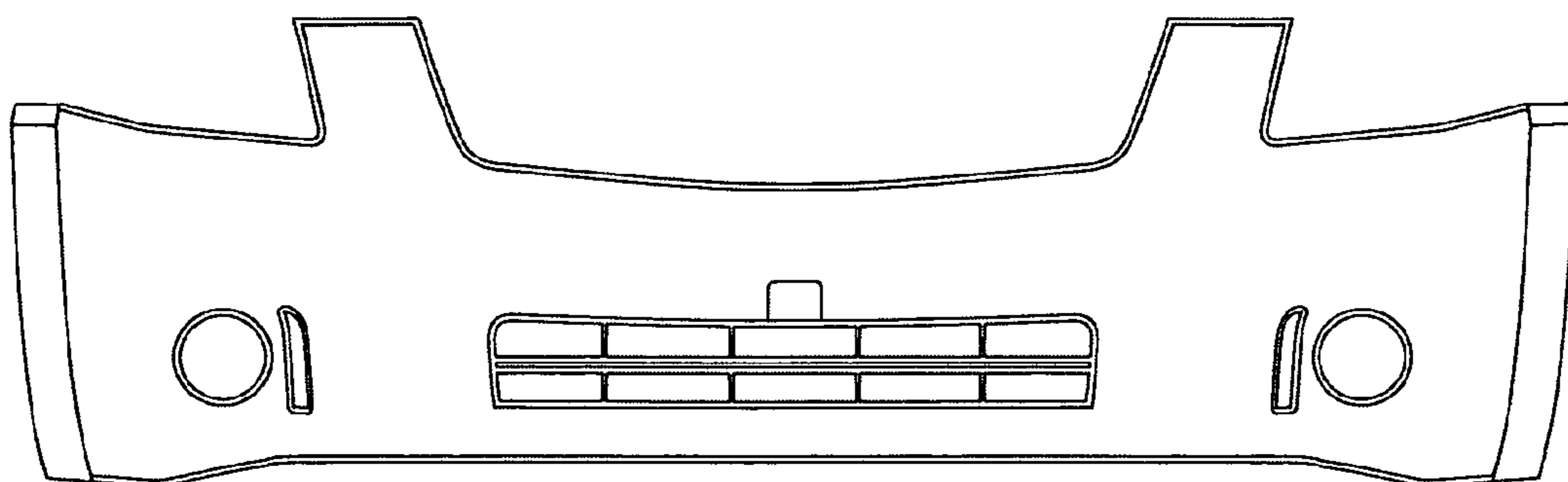


Fig.4




Fig.5




Fig.6

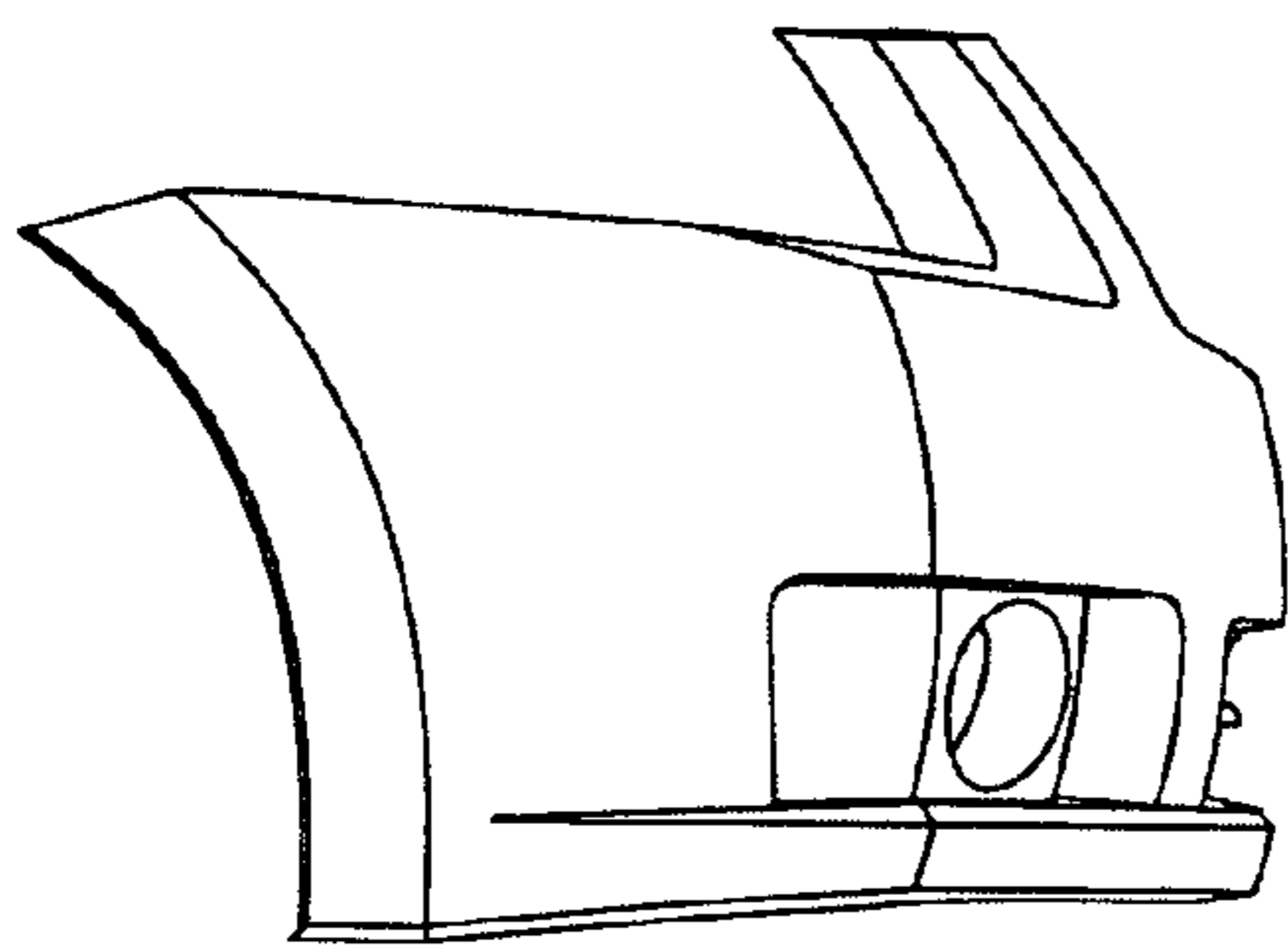


Fig.7

