



US00D578444S

(12) **United States Design Patent**  
**Kuo**

(10) **Patent No.:** **US D578,444 S**

(45) **Date of Patent:** **\*\* Oct. 14, 2008**

(54) **RADIATOR GRILLE FOR AN AUTOMOBILE**

(76) Inventor: **Chien-Te Kuo**, No. 3-1, Lane 139, Ren  
Ho Rd., Tainan City (TW)

(\*\*) Term: **14 Years**

(21) Appl. No.: **29/284,738**

(22) Filed: **Sep. 14, 2007**

(51) **LOC (8) Cl.** ..... **12-16**

(52) **U.S. Cl.** ..... **D12/163**

(58) **Field of Classification Search** ..... D12/163,  
D12/169, 400, 167, 90-92, 86, 196, 171,  
D12/216; 180/68.6; 296/193.1, 181.1, 181.3;  
293/102, 113, 118, 115, 117, 120, 132  
See application file for complete search history.

(56) **References Cited**

**U.S. PATENT DOCUMENTS**

1,708,804	A *	4/1929	Schulman	.....	293/118
D117,164	S *	10/1939	Cadwallader	.....	D12/165
D119,380	S *	3/1940	Cadwallader	.....	D12/165
2,396,652	A *	3/1946	Heilman	.....	293/115
D160,458	S *	10/1950	Bannister	.....	D12/163
D179,522	S *	1/1957	Nallinger et al.	.....	D12/163
3,792,889	A *	2/1974	Fuener et al.	.....	293/115
5,478,127	A *	12/1995	Chase	.....	293/115
D410,219	S *	5/1999	Bangle	.....	D12/163
D424,993	S *	5/2000	Farzam	.....	D12/163
D429,195	S *	8/2000	Gabath	.....	D12/163
D475,331	S *	6/2003	Leazenby	.....	D12/163
D508,669	S *	8/2005	Marchese et al.	.....	D12/196

D545,728	S *	7/2007	Golden et al.	.....	D12/163
D545,729	S *	7/2007	Lee et al.	.....	D12/163
D560,566	S *	1/2008	Aris et al.	.....	D12/163
D561,653	S *	2/2008	Platto et al.	.....	D12/163
D573,919	S *	7/2008	Bauer et al.	.....	D12/92

\* cited by examiner

*Primary Examiner*—Philip Hyder

*Assistant Examiner*—Cynthia Underwood

(74) *Attorney, Agent, or Firm*—WPAT, P.C.; Anthony King

(57) **CLAIM**

I claim, the ornamental design for a radiator grille for an automobile, as shown and described.

**DESCRIPTION**

FIG. 1 is a perspective view of a radiator grille for an automobile showing my present design;

FIG. 2 is a front view thereof;

FIG. 3 is a rear view thereof;

FIG. 4 is a left view thereof;

FIG. 5 is a right view thereof;

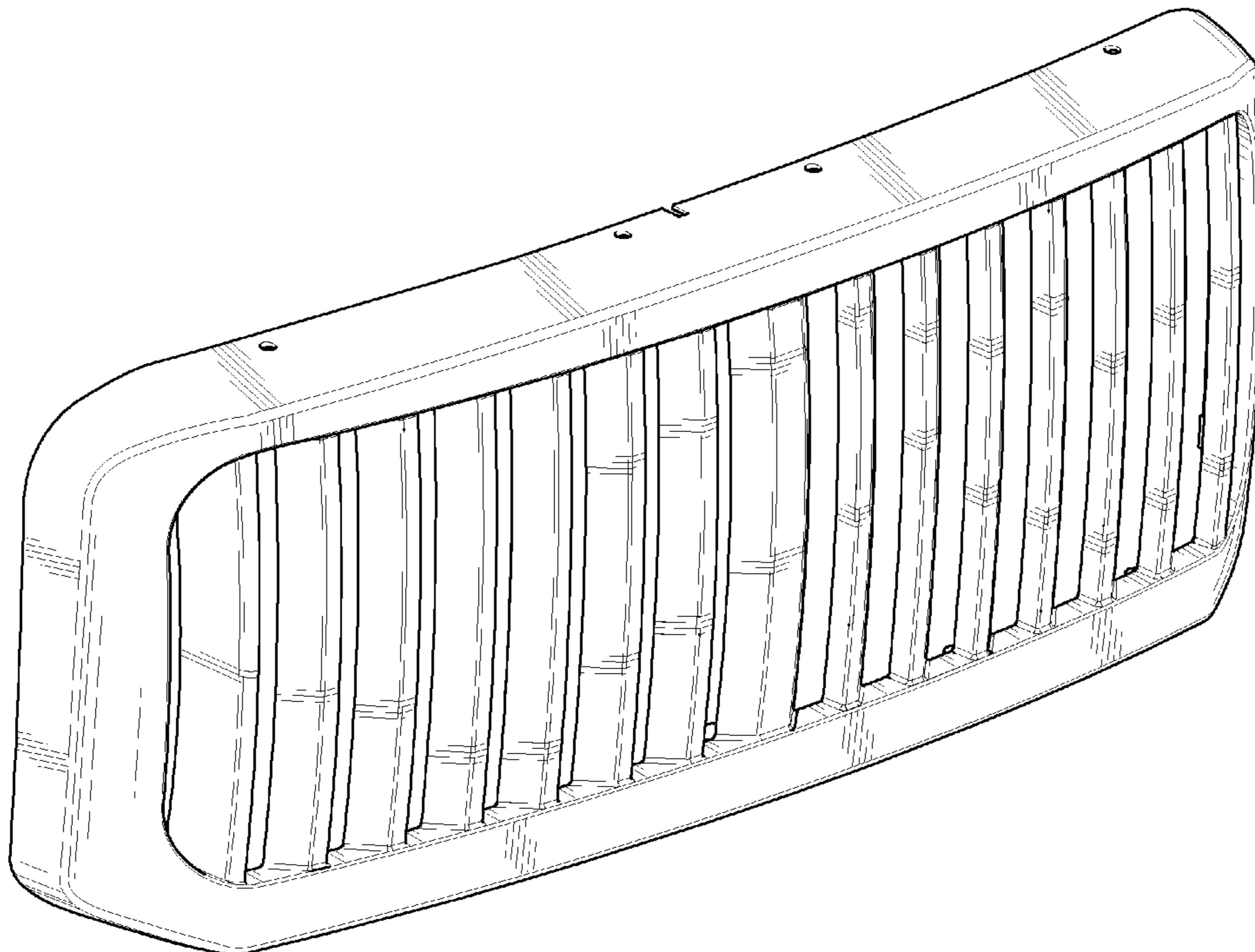
FIG. 6 is a top plan view thereof;

FIG. 7 is a bottom plan view, and,

FIG. 8 is a cross-sectional view thereof taken along line 8—8 of FIG. 2.

The broken lines in FIGS. 3 and 7 show part of the structure that forms no part of the claim.

**1 Claim, 6 Drawing Sheets**



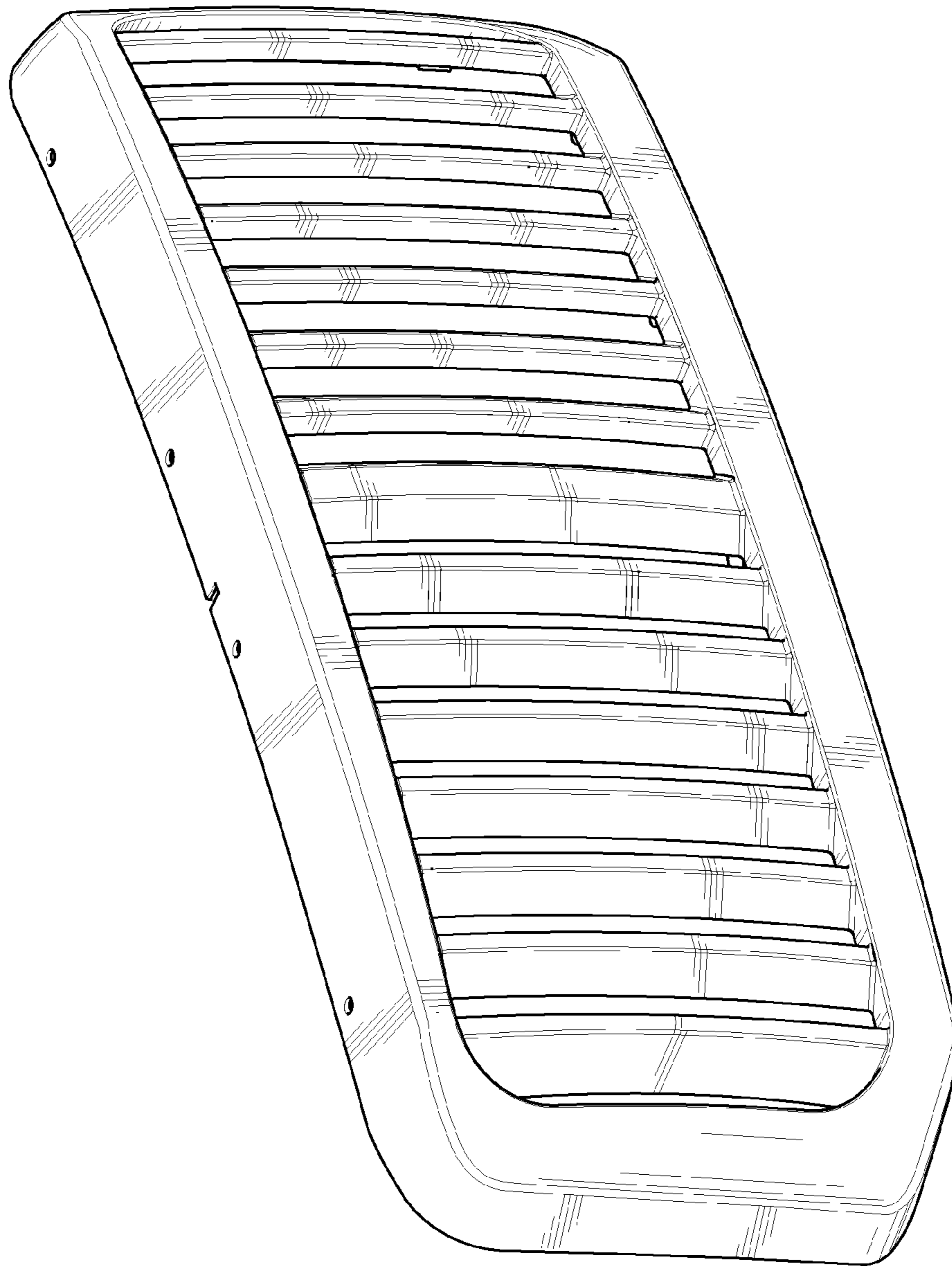


FIG. 1

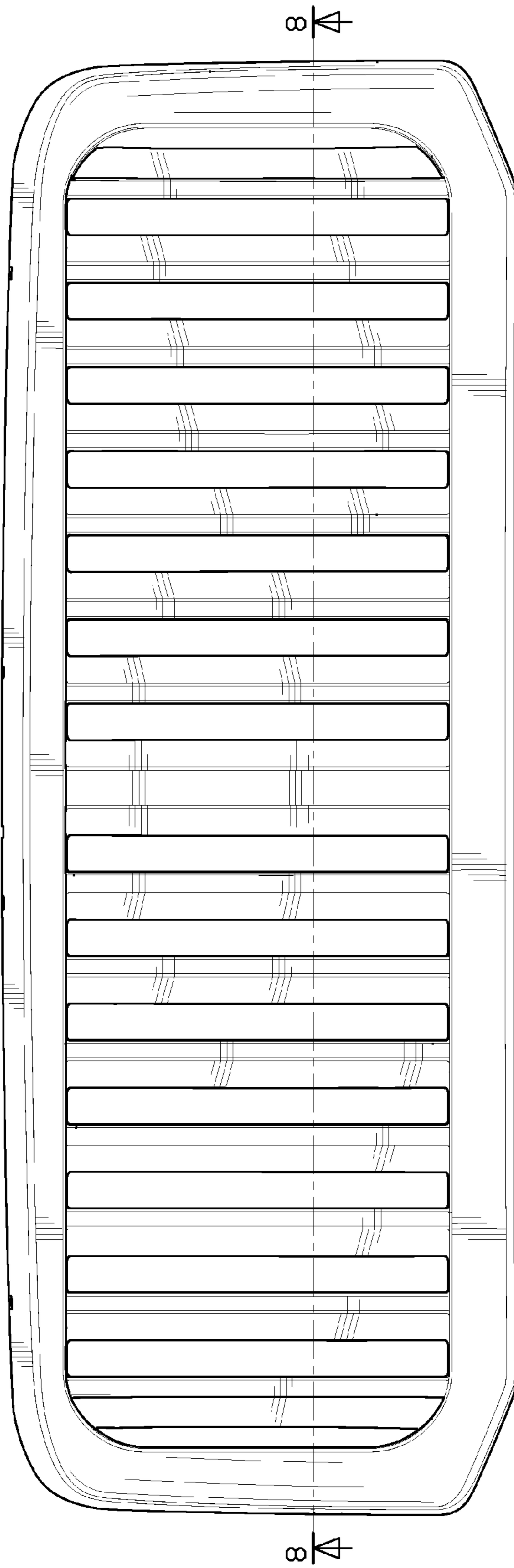


FIG. 2

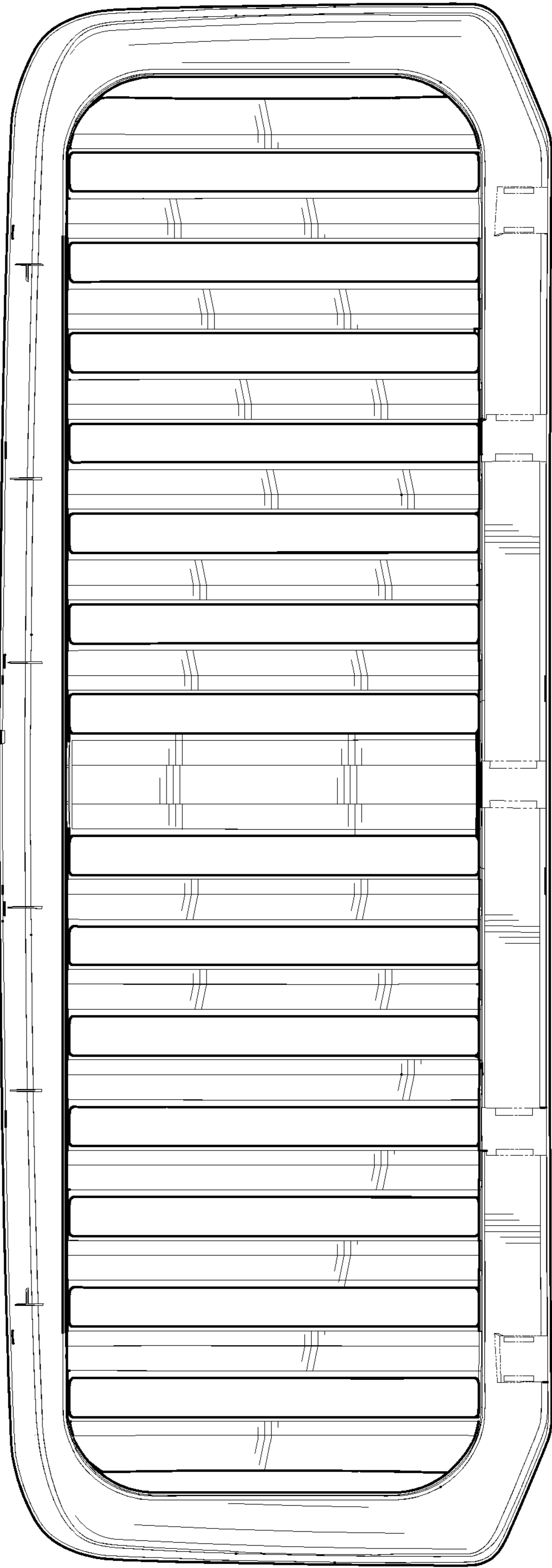


FIG. 3



FIG. 4




FIG. 5

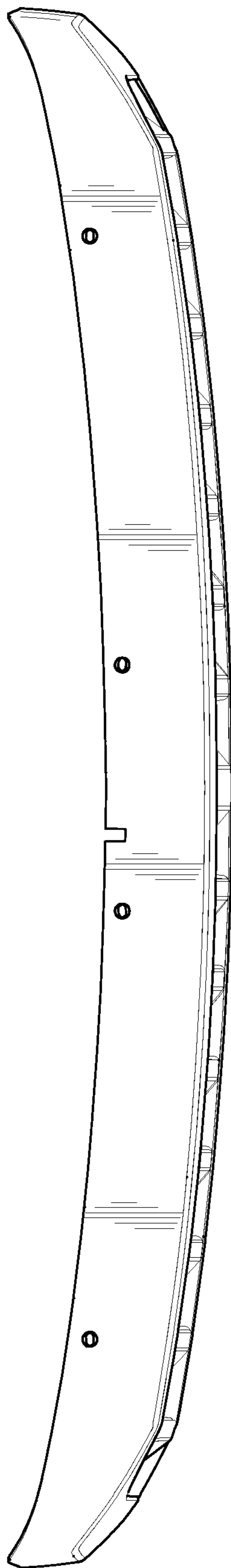


FIG. 6

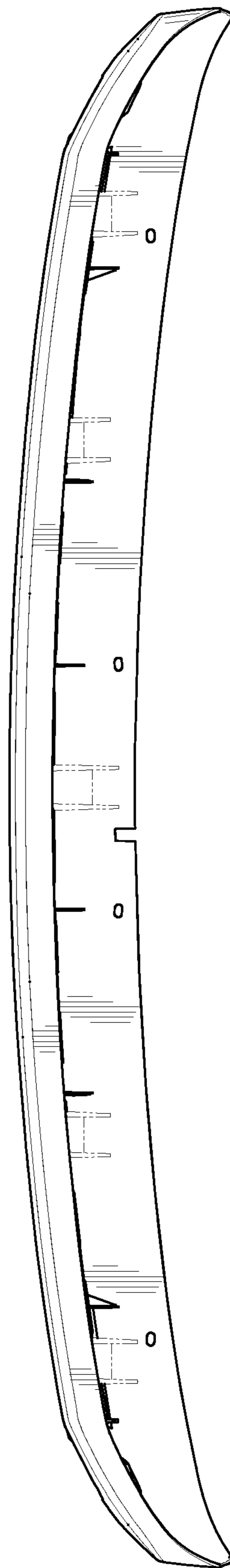


FIG. 7

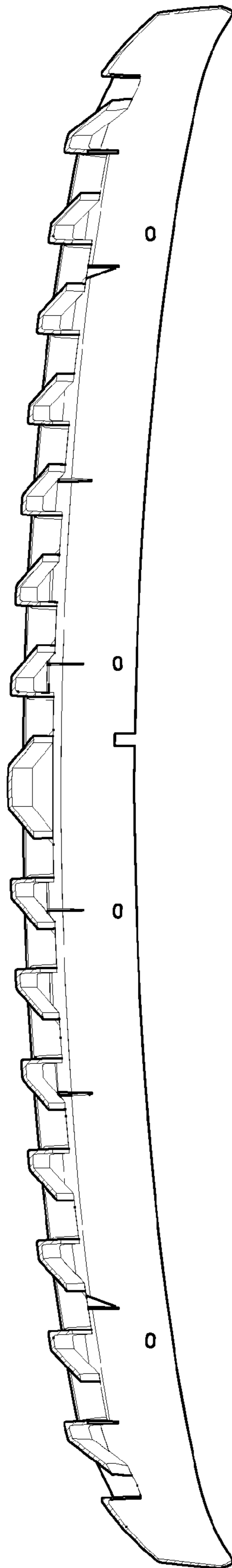


FIG. 8