

US00D578439S

(12) **United States Design Patent**
Yukawa et al.

(10) **Patent No.:** **US D578,439 S**
(45) **Date of Patent:** **** Oct. 14, 2008**

(54) **SURFACE CONFIGURATION OF A VEHICLE BODY, TOY, AND/OR REPLICA**

D533,810 S * 12/2006 Metsugi et al. D12/92
D551,596 S * 9/2007 Ishizuka et al. D12/92

(75) Inventors: **Mutsuo Yukawa**, Chigasaki (JP);
Arroba Giovanny, San Diego, CA (US)

* cited by examiner

(73) Assignee: **Nissan Motor Co., Ltd.**, Yokohama-shi (JP)

Primary Examiner—Melody N Brown
(74) *Attorney, Agent, or Firm*—Foley & Lardner LLP

(**) Term: **14 Years**

(57) **CLAIM**

(21) Appl. No.: **29/250,687**

The ornamental design for a surface configuration of a vehicle body, toy, and/or replica, as shown and described.

(22) Filed: **Nov. 28, 2006**

(30) **Foreign Application Priority Data**

DESCRIPTION

May 29, 2006 (JP) 2006-013511

FIG. 1 is a left front perspective view of a surface configuration of a vehicle body, toy, and/or replica;

(51) **LOC (8) Cl.** **12-08**

FIG. 2 is a right rear perspective view thereof;

(52) **U.S. Cl.** **D12/92**

FIG. 3 is a front view thereof;

(58) **Field of Classification Search** D12/90-92,
D12/86, 88; D21/424, 433; 296/181.1, 181.5
See application file for complete search history.

FIG. 4 is a rear view thereof,

FIG. 5 is a top plan view thereof;

FIG. 6 is a left side view thereof; and,

FIG. 7 is a right side view thereof.

(56) **References Cited**

U.S. PATENT DOCUMENTS

D531,548 S * 11/2006 Hagino et al. D12/92

1 Claim, 3 Drawing Sheets




Fig.1




Fig.2




Fig.3




Fig.4

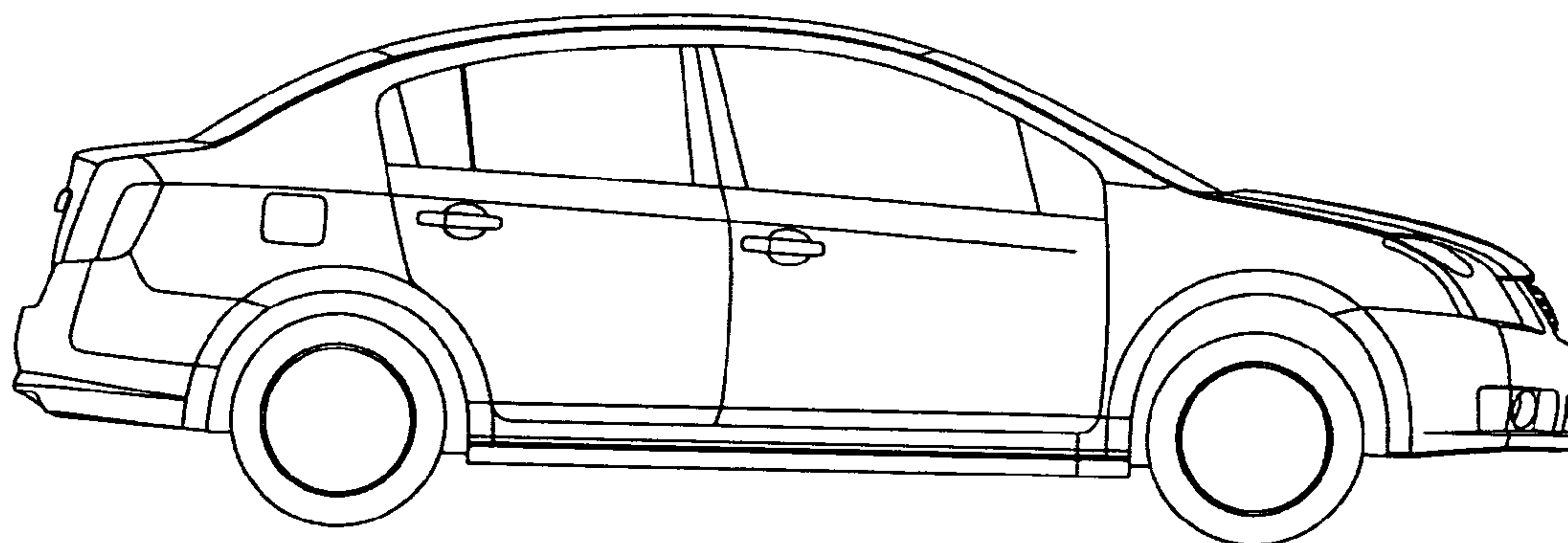


Fig.5

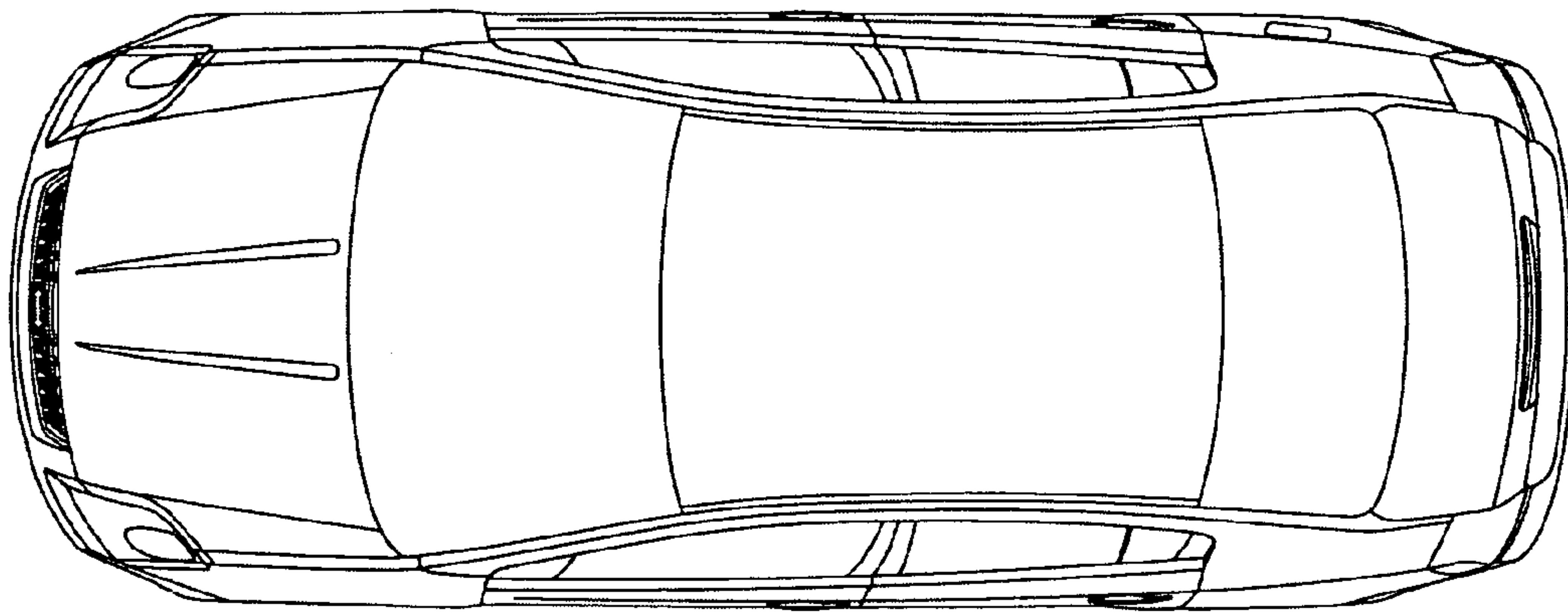


Fig.6

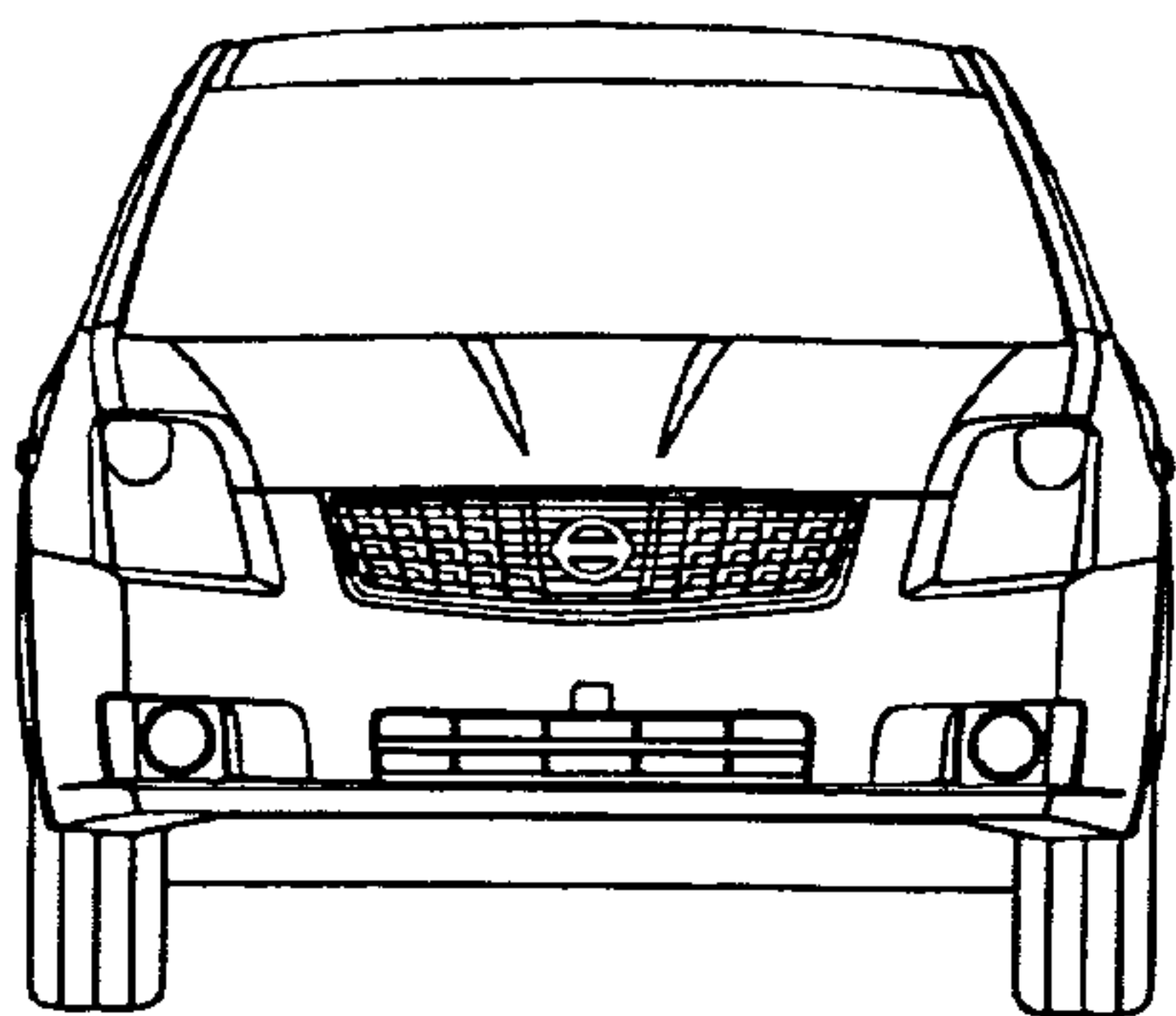


Fig.7

