



US00D578413S

(12) **United States Design Patent**  
**Laucella**

(10) **Patent No.:** **US D578,413 S**  
(45) **Date of Patent:** **\*\* Oct. 14, 2008**

(54) **WATCH**

(75) Inventor: **Vincent Laucella**, Le Brassus (CH)

(73) Assignee: **Montres Breguet SA**, L'Abbaye (CH)

(\*\*) Term: **14 Years**

(21) Appl. No.: **29/297,734**

(22) Filed: **Nov. 16, 2007**

(30) **Foreign Application Priority Data**

Aug. 24, 2007 (WO) ..... DM/069 227

(51) **LOC (8) Cl.** ..... **10-02**

(52) **U.S. Cl.** ..... **D10/39**

(58) **Field of Classification Search** ..... D10/30-39,  
D10/122-132; 368/276, 281, 282, 285, 308,  
368/319, 223, 228, 232, 234, 80, 21, 28  
See application file for complete search history.

(56) **References Cited**

**U.S. PATENT DOCUMENTS**

2,334,287	A	*	11/1943	Reece	.....	235/61	A
D153,217	S	*	3/1949	Hansen	.....	D10/126	
D178,421	S	*	7/1956	Park	.....	D10/125	
3,427,800	A	*	2/1969	Blum	.....	368/223	
4,972,393	A	*	11/1990	Sase et al.	.....	368/28	
D350,288	S	*	9/1994	Giardiello	.....	D10/30	
D368,664	S	*	4/1996	Schick et al.	.....	D10/39	
D391,176	S	*	2/1998	Bulgari	.....	D10/39	
D438,473	S	*	3/2001	Dumas	.....	D10/39	

D447,063	S	*	8/2001	Scheufele	.....	D10/30	
D447,705	S	*	9/2001	Scheufele	.....	D10/39	
D452,175	S	*	12/2001	Finazzi	.....	D10/39	
6,894,951	B1	*	5/2005	Brandt et al.	.....	368/80	
D552,490	S	*	10/2007	Laucella	.....	D10/31	
D554,005	S	*	10/2007	Laucella	.....	D10/39	
D559,129	S	*	1/2008	Laucella	.....	D10/39	
D559,130	S	*	1/2008	Laucella	.....	D10/39	
D559,131	S	*	1/2008	Laucella	.....	D10/39	

\* cited by examiner

*Primary Examiner*—Lucy Lieberman

(74) *Attorney, Agent, or Firm*—Collen IP; Donald J. Ranft

(57) **CLAIM**

The ornamental design for a watch, as shown and described.

**DESCRIPTION**

FIG. 1 is a front view of my new, original and ornamental design for a watch;

FIG. 2 is a rear view thereof;

FIG. 3 is a right side view thereof;

FIG. 4 is a left side view thereof;


FIG. 5 is a bottom view thereof;

FIG. 6 is a top view thereof; and,

FIG. 7 is a front perspective view thereof.

The broken lines showing the watch movement in FIG. 2 are for illustrative purposes only and form no part of the claimed design.

**1 Claim, 4 Drawing Sheets**






FIG. 2




FIG. 1




FIG. 3

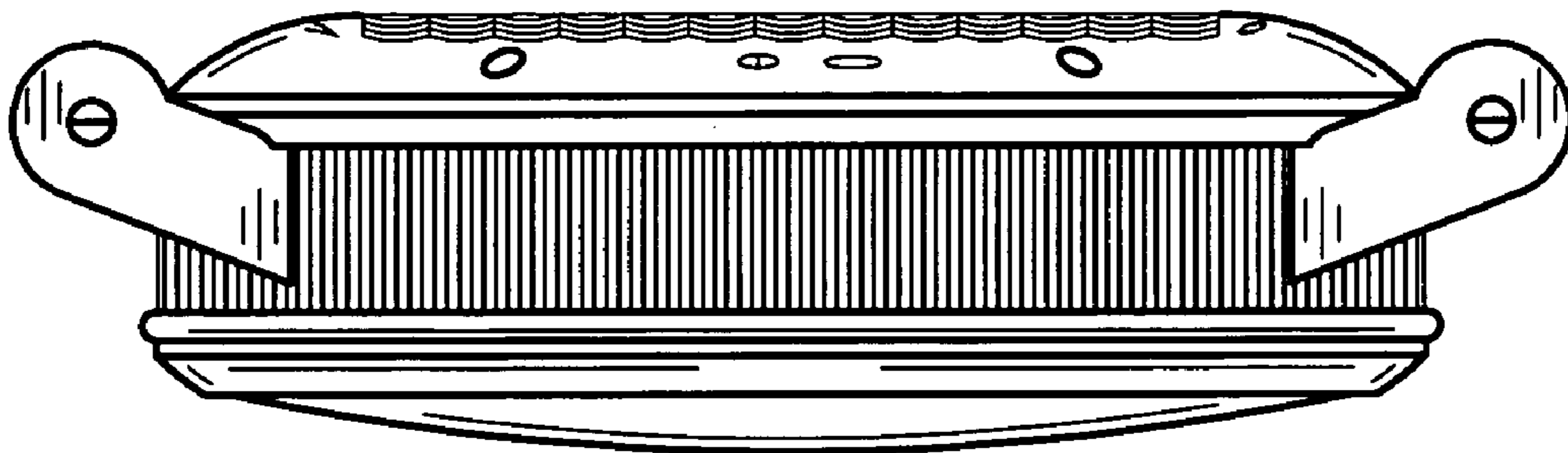


FIG. 4



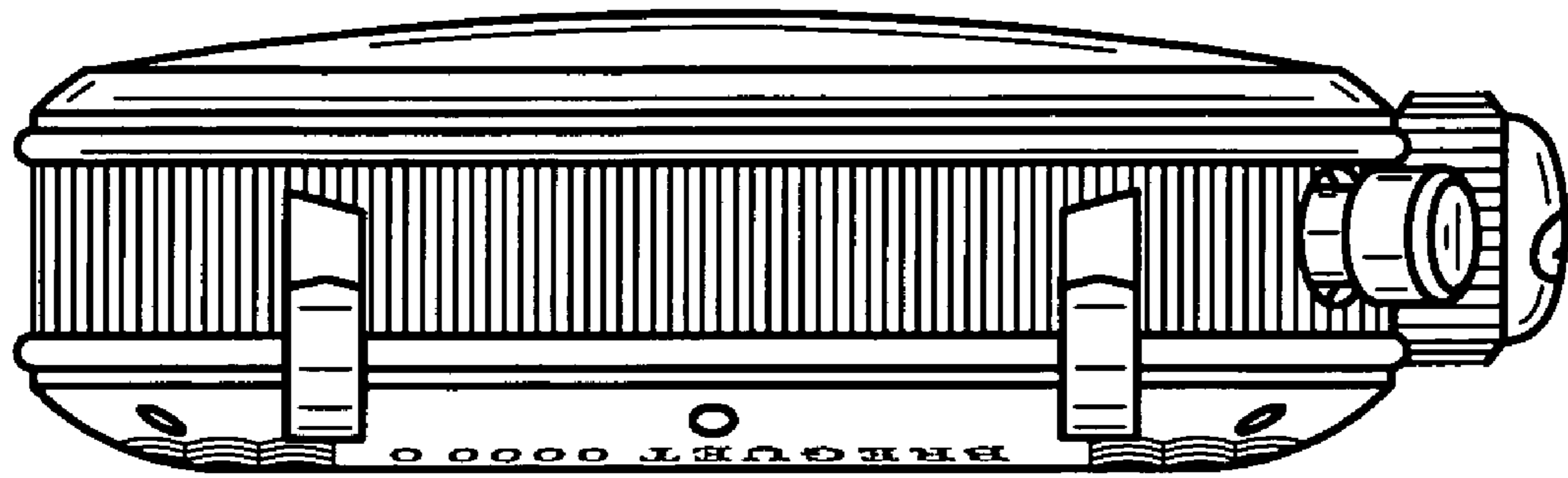


FIG. 5

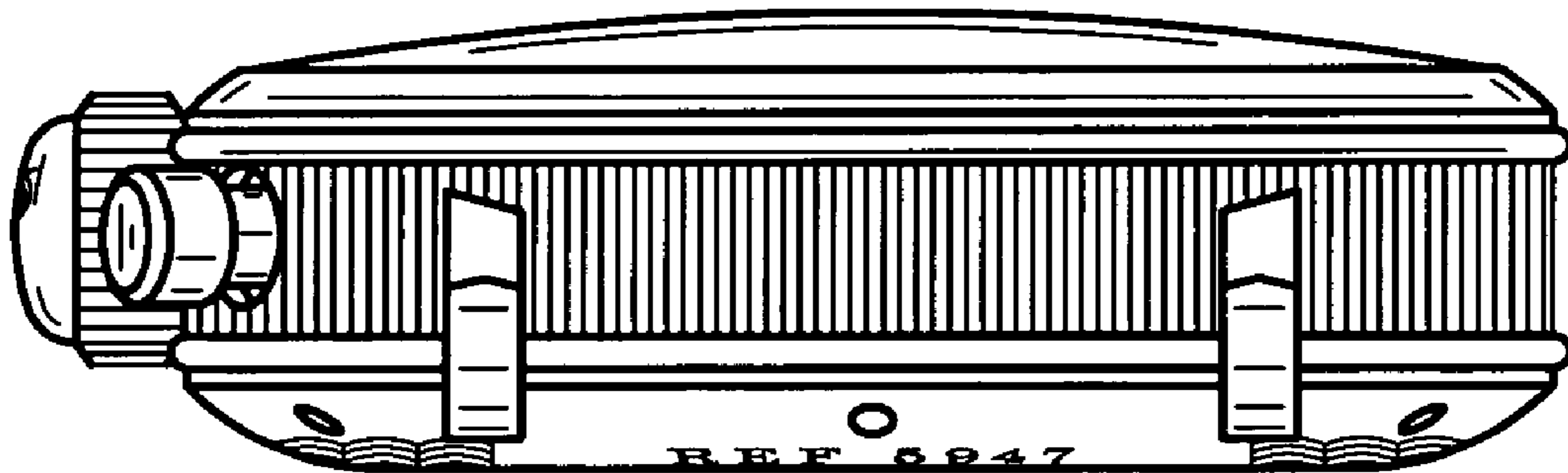


FIG. 6




FIG. 7