



US00D578408S

(12) **United States Design Patent**
Lepoitevin

(10) **Patent No.:** **US D578,408 S**

(45) **Date of Patent:** **** Oct. 14, 2008**

(54) **BOTTLE**

D391,155 S * 2/1998 Edson et al. D9/668
D409,904 S * 5/1999 Clements et al. D9/668

(75) Inventor: **Laurent Lepoitevin**, Le Havre Cedex
(FR)

(73) Assignee: **Sidel Participations**, Octeville Sur Mer
(FR)

* cited by examiner

Primary Examiner—Sandra Morris

(**) Term: **14 Years**

(74) *Attorney, Agent, or Firm*—McKenna Long & Aldridge
LLP

(21) Appl. No.: **29/290,274**

(57) **CLAIM**

(22) Filed: **Nov. 13, 2007**

The ornamental design for a bottle, as shown and described.

(30) **Foreign Application Priority Data**

Jun. 29, 2007 (EM) 748 959

DESCRIPTION

(51) **LOC (8) Cl.** **09-01**

FIG. 1 is a first perspective view of the bottle of the present invention;

(52) **U.S. Cl.** **D9/668; D9/652; D9/548**

FIG. 2 is a second perspective view thereof;

(58) **Field of Classification Search** D9/600,
D9/652, 668, 516, 548-554, 556, 558; 206/457,
206/822; 215/400; 220/890; D3/270, 271.1,
D3/271.9; D7/514-515, 619.2, 628

FIG. 3 is a first side elevation view thereof;

See application file for complete search history.

FIG. 4 is a second side elevation view thereof;

FIG. 5 is a third side elevation view thereof;

(56) **References Cited**

FIG. 6 is a top plan view thereof; and,

FIG. 7 is a bottom plan view thereof.

U.S. PATENT DOCUMENTS

D249,438 S * 9/1978 Meier et al. D7/511

1 Claim, 2 Drawing Sheets




FIG. 1




FIG. 2




FIG. 7




FIG. 3

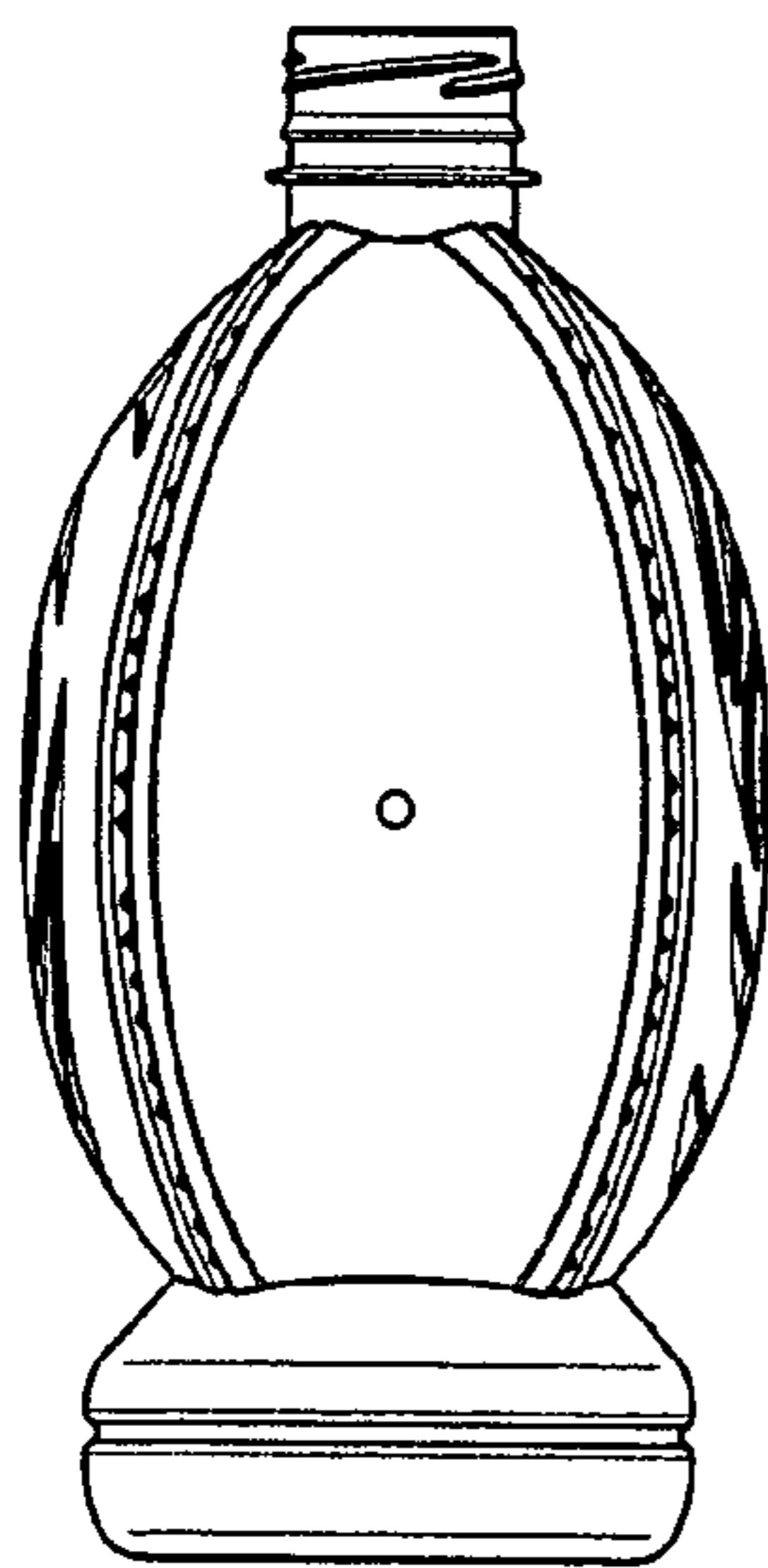


FIG. 4



FIG. 5

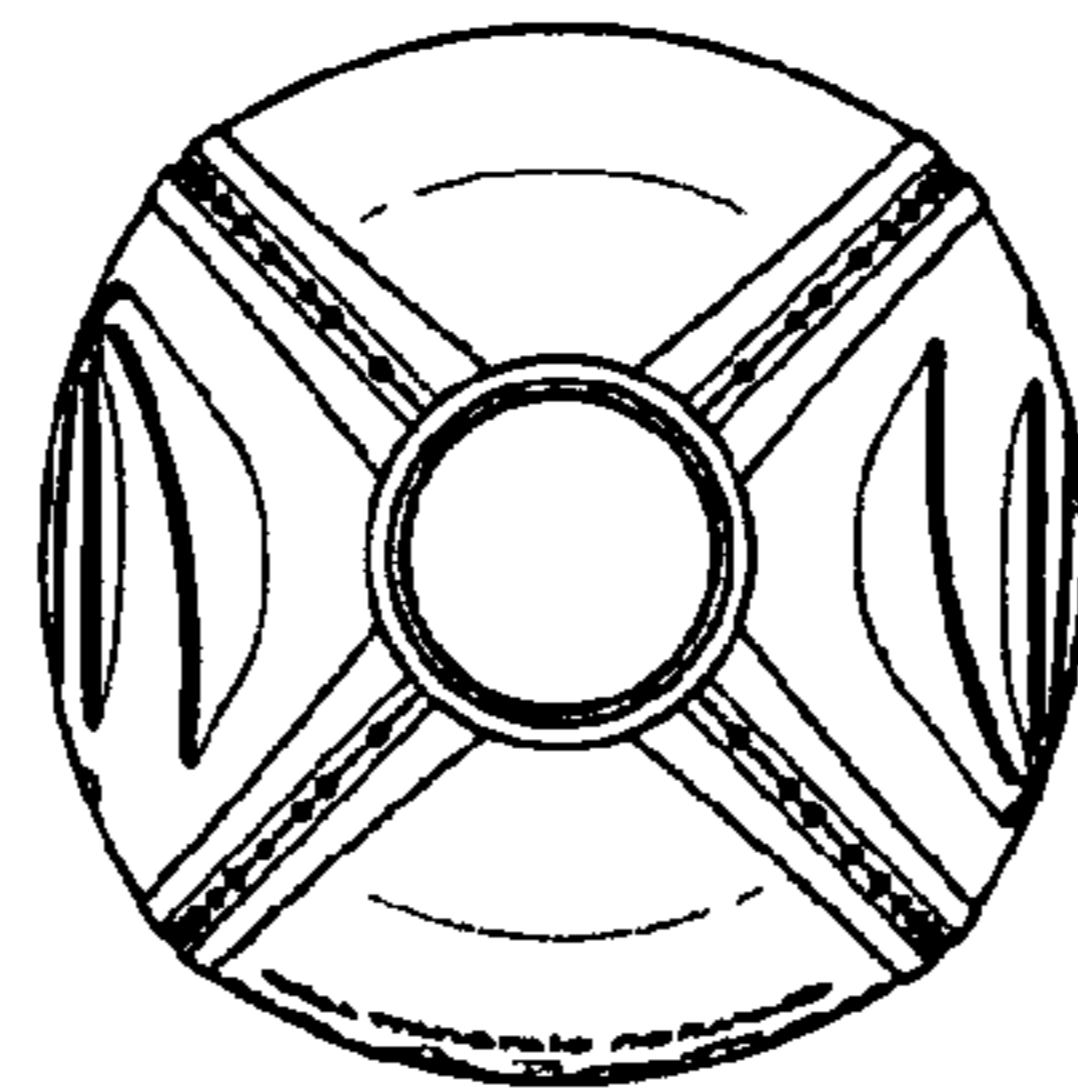
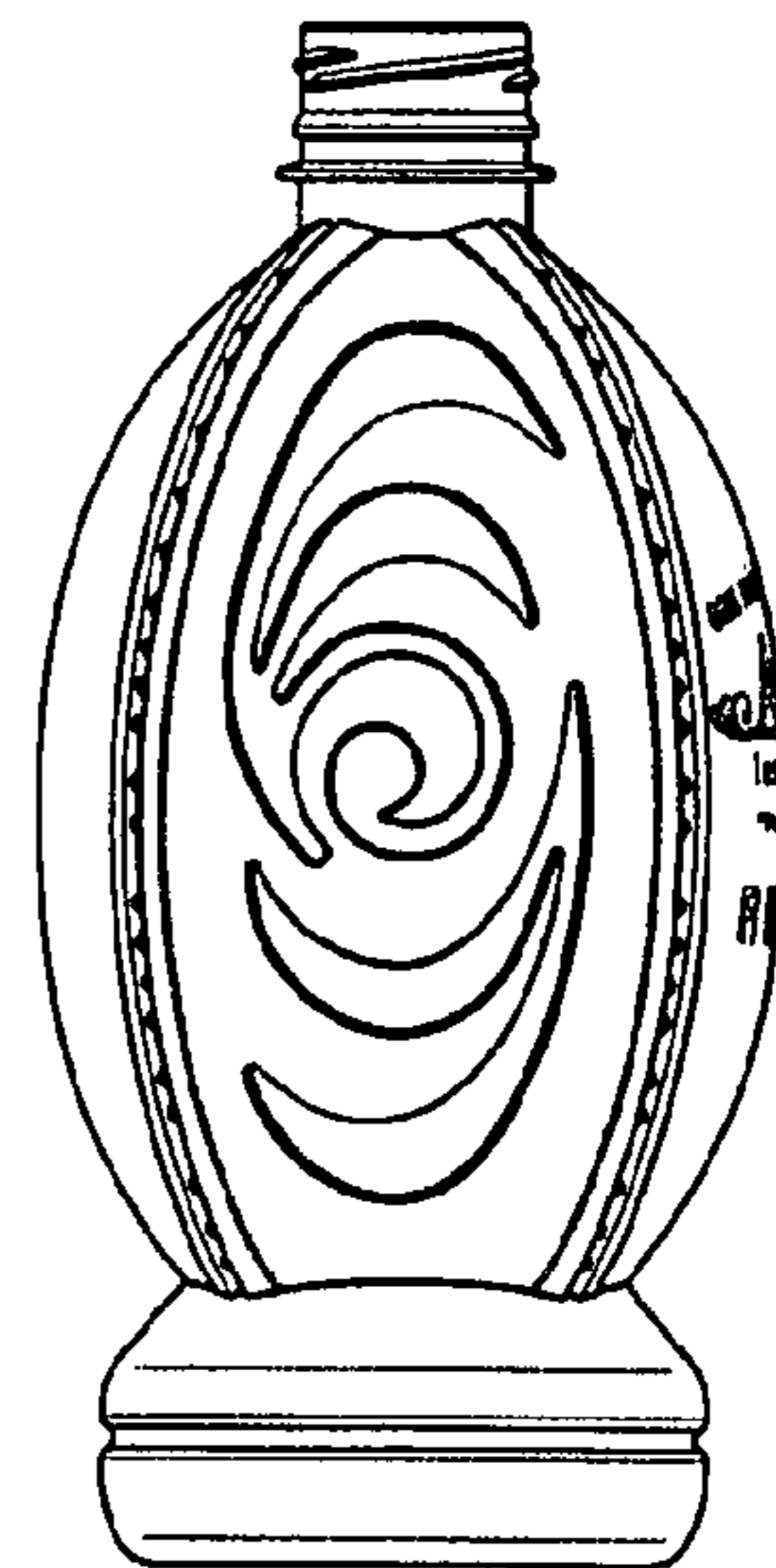


FIG. 6