



US00D578406S

(12) **United States Design Patent**
Kuzma et al.

(10) **Patent No.:** **US D578,406 S**
(45) **Date of Patent:** **** Oct. 14, 2008**

(54) **BOTTLE**

(75) Inventors: **Gene J. Kuzma**, Powell, OH (US);
Elizabeth T. Tkacheff, Columbus, OH (US)

(73) Assignee: **G.K. Packaging, Inc.**, Plain City, OH (US)

(**) Term: **14 Years**

(21) Appl. No.: **29/278,694**

(22) Filed: **Apr. 6, 2007**

(51) **LOC (8) Cl.** **09-01**

(52) **U.S. Cl.** **D9/558**

(58) **Field of Classification Search** D9/516,
D9/521-522, 529-530, 537, 539-544, 549,
D9/552, 558, 563, 565, 571-575; 215/382-384;
220/660, 662, 669, 675

See application file for complete search history.

(56) **References Cited**

U.S. PATENT DOCUMENTS

D21,382 S	3/1892	Hannold	
D28,182 S	1/1898	Whitall	
D52,472 S	9/1918	Corey	
D94,189 S	1/1935	Cassedy	
D97,178 S	10/1935	Clevenger	
D106,370 S	10/1937	Pancoast	
D143,421 S	1/1946	Gasner	
2,586,687 A *	2/1952	Mellon	222/182
3,342,379 A	9/1967	Foley	
D214,554 S	7/1969	Oltman et al.	
D247,221 S	2/1978	Landor et al.	
D248,088 S	6/1978	Britt	
D256,555 S	8/1980	Beeman	
D266,990 S *	11/1982	Cook	D9/558
D281,863 S *	12/1985	Beechuk et al.	D9/542
D306,695 S	3/1990	Smith	
D336,246 S	6/1993	Narvaez	
5,392,937 A	2/1995	Prevot et al.	
D356,038 S	3/1995	Biesecker	
D395,396 S	6/1998	Kuzma et al.	

D396,191 S	7/1998	Kuzma et al.	
D397,608 S	9/1998	Fiore	
D408,740 S	4/1999	Jones et al.	
5,954,213 A	9/1999	Gerhart et al.	
D417,624 S	12/1999	Herrmann et al.	
D424,448 S	5/2000	Weber	
D425,408 S	5/2000	Bakic	
D427,073 S	6/2000	Gaffney et al.	
D437,775 S	2/2001	Dalmau	
D439,843 S	4/2001	Dalmau	
D448,678 S	10/2001	Bakic	
D450,597 S	11/2001	Bobchenok et al.	
6,321,923 B1 *	11/2001	Wood	215/235
D471,111 S	3/2003	Kuzma et al.	
D481,950 S	11/2003	Bakic	

(Continued)

FOREIGN PATENT DOCUMENTS

EM 00533633-0012 * 5/2006

Primary Examiner—Carol Rademaker

(74) *Attorney, Agent, or Firm*—Dinsmore & Shohl LLP

(57) **CLAIM**

The ornamental design for a bottle, as shown and described.

DESCRIPTION

FIG. 1 is a front elevational view of the claimed design, the rear elevational view being a mirror image except for the unclaimed cap;

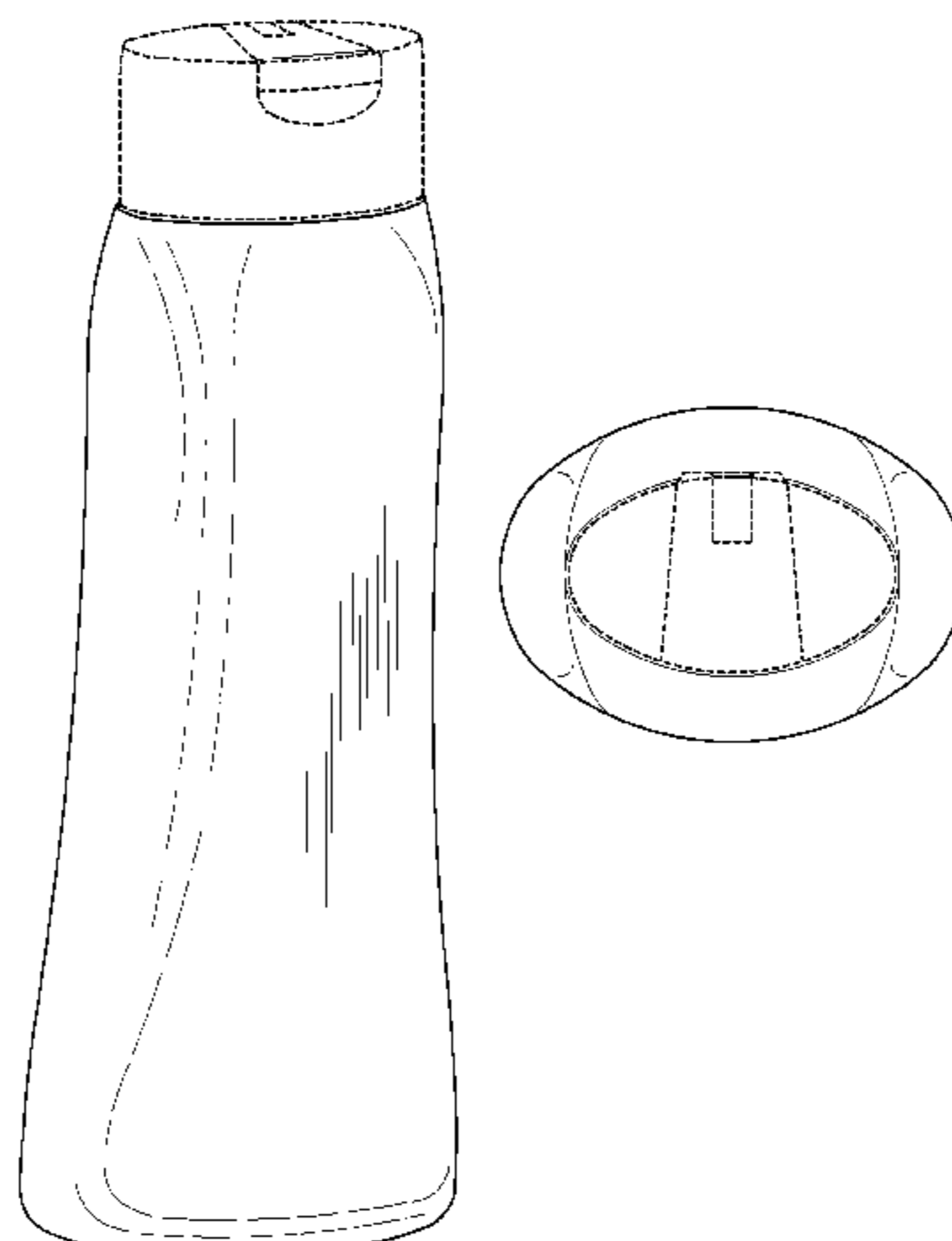
FIG. 2 is a left side elevational view thereof, the right side elevational view being a mirror image except for the unclaimed cap;

FIG. 3 is a top, front, and right side perspective view thereof, the top, rear, and left side perspective view being mirror image except for the unclaimed cap; and,

FIG. 4 is a top plan view thereof.

The broken-line disclosure in the views is for illustrative purposes only and forms no part of the claimed design.

1 Claim, 2 Drawing Sheets



US D578,406 S

Page 2

U.S. PATENT DOCUMENTS

D486,065 S	2/2004	Hutchinson et al.		D525,872 S *	8/2006	Haubert et al.	D9/529
D489,267 S	5/2004	Rennie et al.		D525,873 S	8/2006	Haubert et al.	
D496,867 S	10/2004	Kuzma et al.		D527,636 S *	9/2006	Bakic	D9/521
D500,954 S	1/2005	Kuzma et al.		D529,388 S *	10/2006	Bakic	D9/529
D502,400 S *	3/2005	Cinquino et al.	D9/521	D529,810 S *	10/2006	Davies et al.	D9/529
D505,079 S *	5/2005	Mulder et al.	D9/542	D535,888 S *	1/2007	Kuzma et al.	D9/558
D509,148 S	9/2005	Wilson et al.		D535,891 S *	1/2007	Varlet	D9/573
D514,448 S	2/2006	Kuzma et al.		D551,555 S *	9/2007	Escobosa et al.	D9/529
D521,386 S *	5/2006	Priestman	D9/529	D553,001 S *	10/2007	Granitz	D9/574
D522,867 S	6/2006	Bakic		D563,793 S *	3/2008	Nomoto	D9/530 X

* cited by examiner

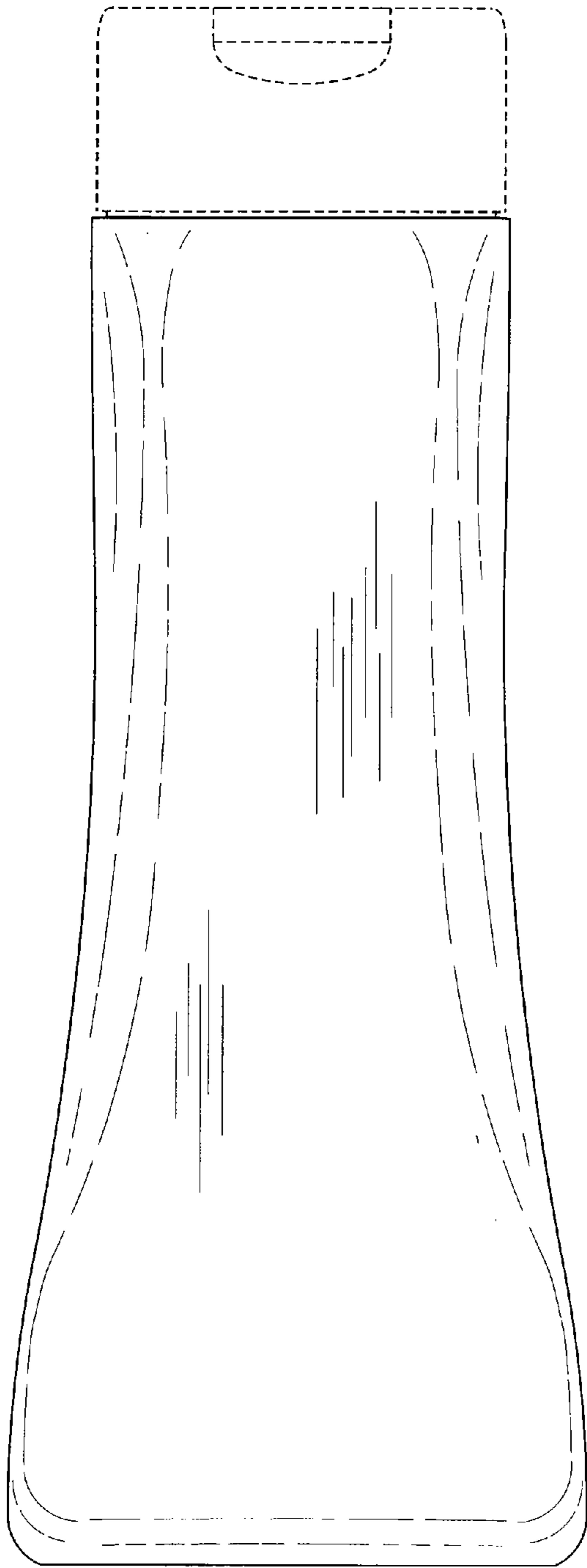


Fig. 1

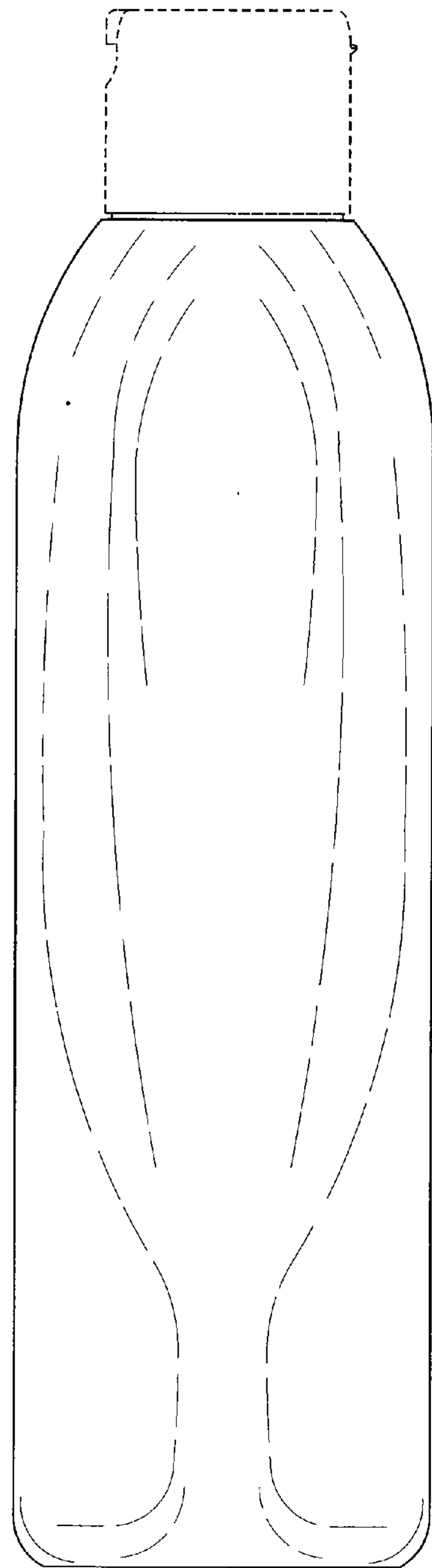


Fig. 2

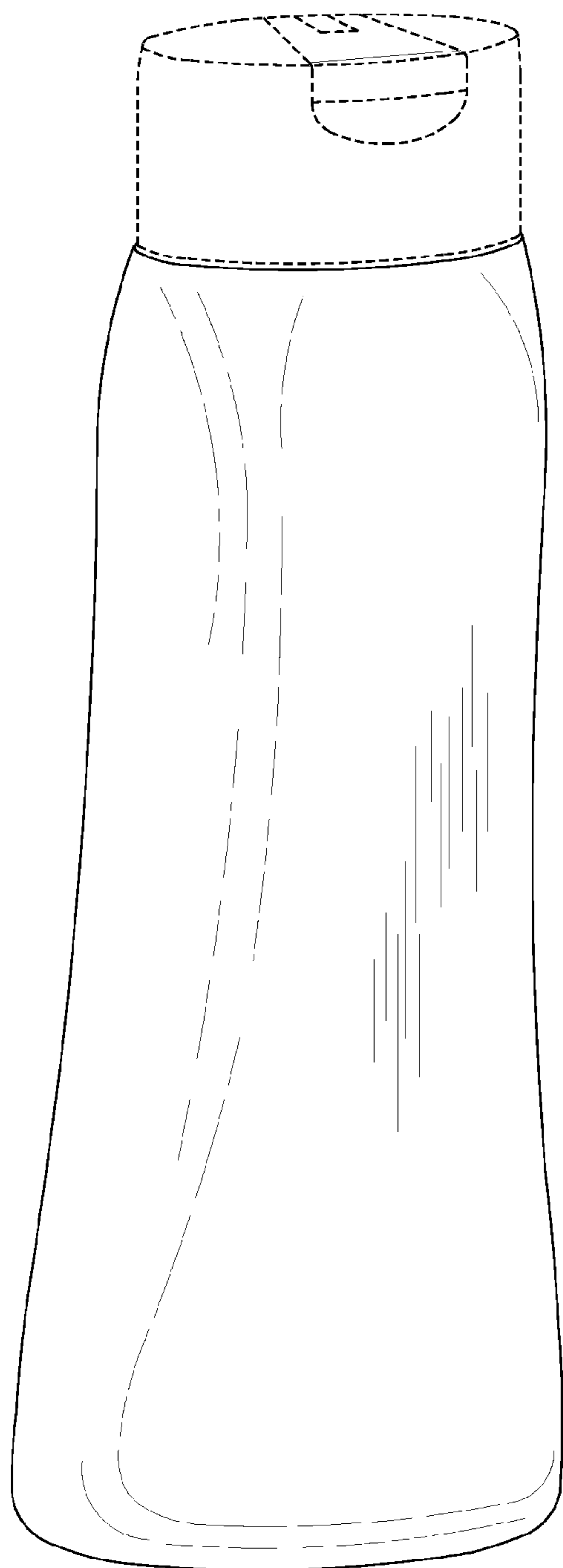


Fig. 3

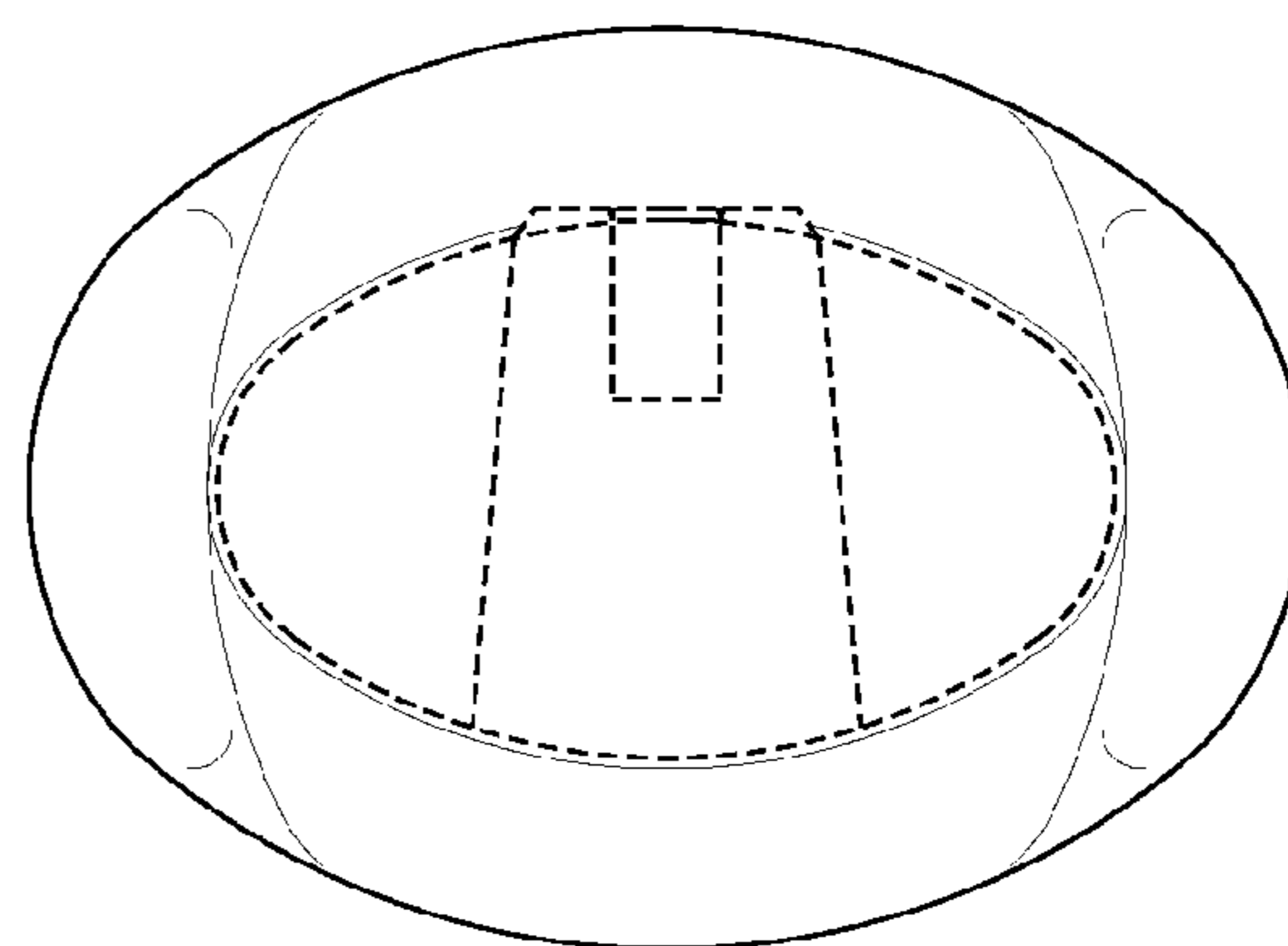


Fig. 4