

US00D578404S

(12) **United States Design Patent**  
**Henderson**

(10) **Patent No.:** **US D578,404 S**

(45) **Date of Patent:** **\*\* \*Oct. 14, 2008**

(54) **IRISH WHISKY BOTTLE**

(75) Inventor: **William L. Henderson**, Maplewood, NJ  
(US)

(73) Assignee: **Sidney Frank Importing Co., Inc.**, New  
Rochelle, NY (US)

(\* ) Notice: This patent is subject to a terminal dis-  
claimer.

(\*\*) Term: **14 Years**

(21) Appl. No.: **29/236,674**

(22) Filed: **Aug. 19, 2005**

(30) **Foreign Application Priority Data**

Feb. 24, 2005 (CN) ..... 2005 3 0005116

(51) **LOC (8) Cl.** ..... **09-01**

(52) **U.S. Cl.** ..... **D9/556**

(58) **Field of Classification Search** ..... D9/500,  
D9/502-503, 516, 520, 530, 537-546, 549,  
D9/553, 555-556, 558, 566, 568-569, 571;  
215/379, 381-384; 220/660, 662-663, 669-670,  
220/673, 675

See application file for complete search history.

(56) **References Cited**

**U.S. PATENT DOCUMENTS**

D61,131 S \* 6/1922 Carmichael ..... D9/556  
D99,627 S \* 5/1936 Lorenzen ..... D9/556  
D100,230 S \* 6/1936 Steelman ..... D9/545  
D100,744 S \* 8/1936 Strouse ..... D9/545  
D102,910 S \* 1/1937 Lorenzen ..... D9/556

D281,862 S \* 12/1985 Bertrand ..... D9/545  
D306,260 S \* 2/1990 Daucourt ..... D9/545  
D340,646 S \* 10/1993 Jeanjean ..... D9/545  
D367,011 S \* 2/1996 Lilly et al. .... D9/550  
D402,206 S \* 12/1998 Mastey ..... D9/556  
D409,495 S \* 5/1999 Hartman et al. .... D9/526  
D450,597 S \* 11/2001 Bobchenok et al. .... D9/571  
D457,067 S \* 5/2002 Martynov et al. .... D9/539

\* cited by examiner

*Primary Examiner*—Ian Simmons

*Assistant Examiner*—Dana L Sipos

(74) *Attorney, Agent, or Firm*—Laurence A. Greenberg;  
Werner H. Stemer; Ralph E. Locher

(57) **CLAIM**

The ornamental design for an Irish whisky bottle, as shown  
and described.

**DESCRIPTION**

FIG. 1 is a front elevation view of an Irish whiskey bottle  
showing my new design;

FIG. 2 is a top plan view thereof;

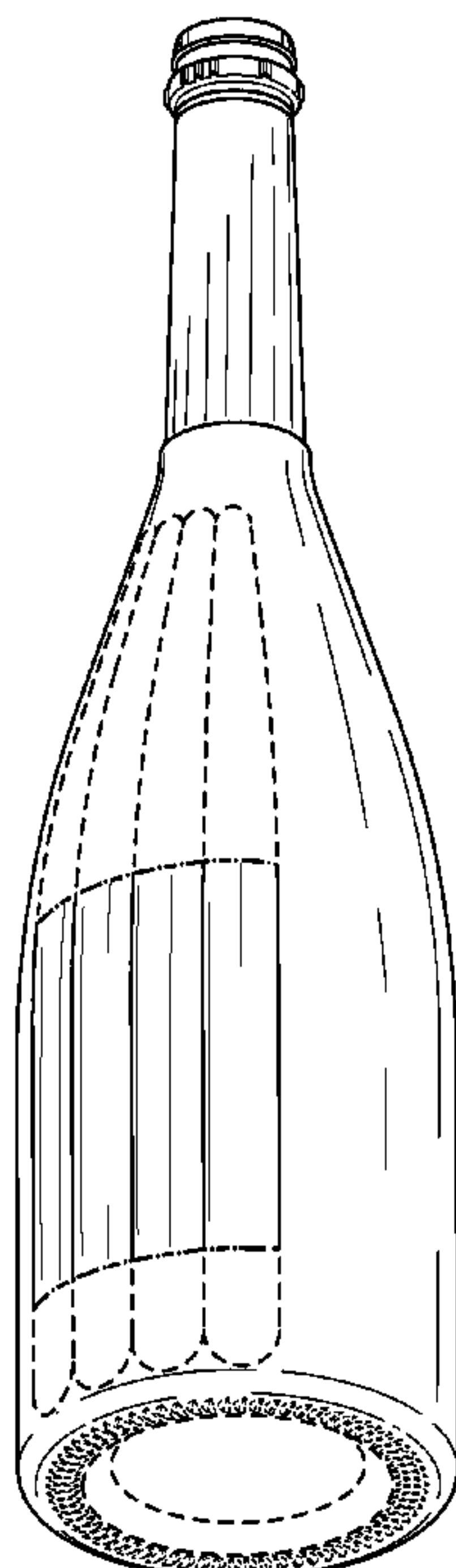
FIG. 3 is a right side elevation view thereof, the left side being  
a mirror image;

FIG. 4 is a bottom plan view thereof; and,

FIG. 5 is a bottom, front, left side perspective view thereof.

The dashed broken lines shown in the drawings represent  
unclaimed environment and are for illustrative purposes only,  
forming no part of the claimed design. The broken dot-dash  
line(s) define the bounds of the claim and form no part  
thereof.

**1 Claim, 3 Drawing Sheets**



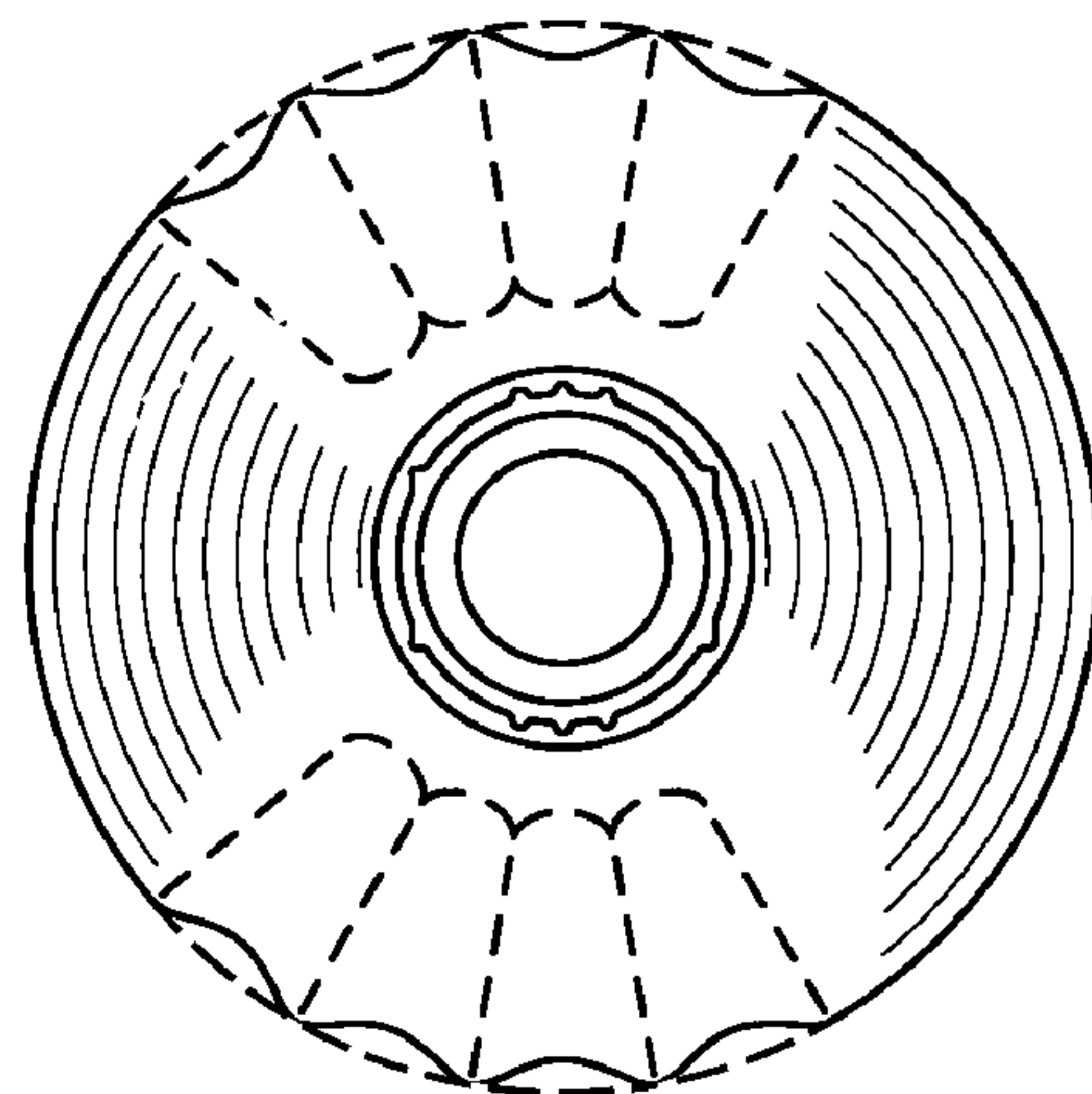
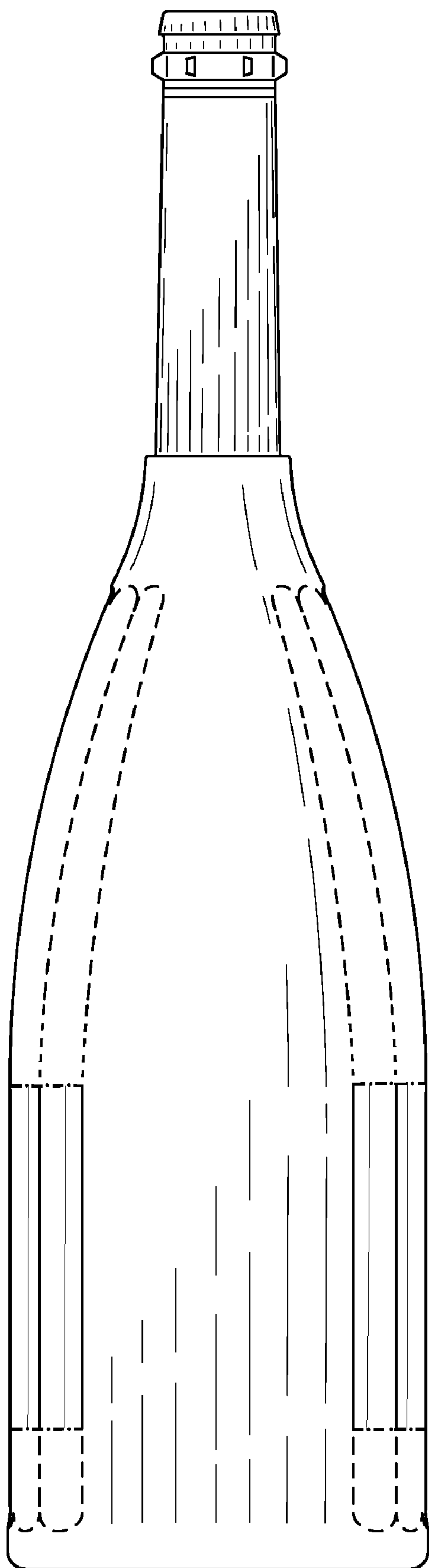


FIG. 2

FIG. 1

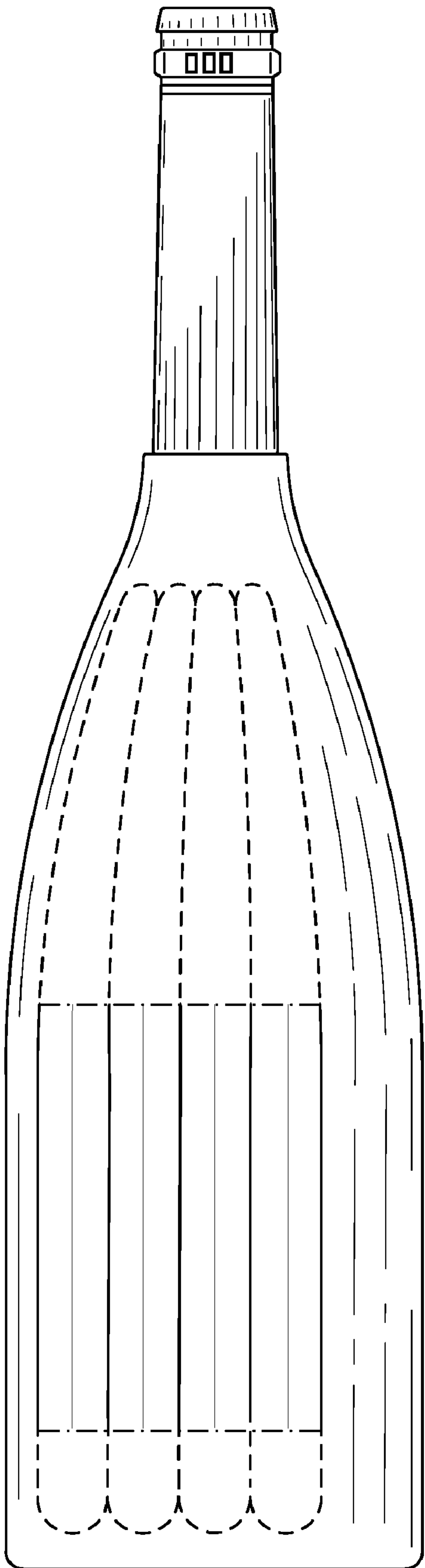


FIG. 3




FIG. 4

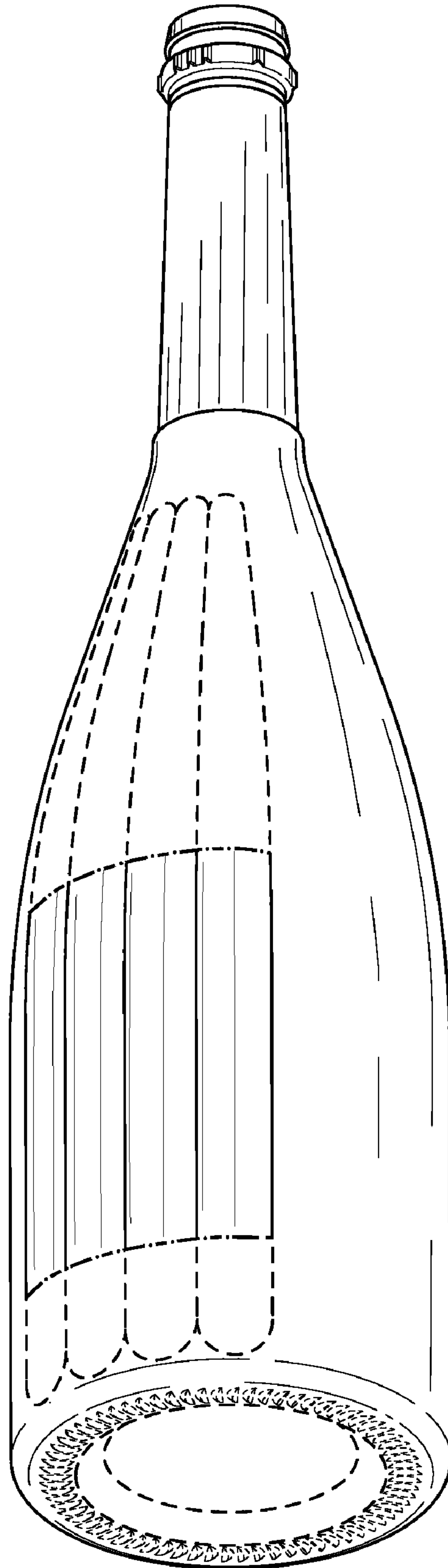


FIG. 5