



US00D578398S

(12) **United States Design Patent**
Kuzma et al.

(10) **Patent No.:** **US D578,398 S**
(45) **Date of Patent:** **** Oct. 14, 2008**

(54) **BOTTLE**

(75) Inventors: **Gene J. Kuzma**, Powell, OH (US);
Elizabeth T. Tkacheff, Columbus, OH (US)

(73) Assignee: **G.K. Packaging, Inc.**, Plain City, OH (US)

(**) Term: **14 Years**

(21) Appl. No.: **29/278,696**

(22) Filed: **Apr. 6, 2007**

(51) **LOC (8) Cl.** **09-01**

(52) **U.S. Cl.** **D9/539; D9/558**

(58) **Field of Classification Search** D9/516,
D9/521-522, 529-530, 537, 539-544, 549,
D9/552, 558, 563, 565, 571-575; 215/382-384;
220/660, 662, 669, 675

See application file for complete search history.

(56) **References Cited**

U.S. PATENT DOCUMENTS

D21,382 S	3/1892	Hannold	
D28,182 S	1/1898	Whitall	
D52,472 S	9/1918	Corey	
D94,189 S	1/1935	Cassedy	
D97,178 S	10/1935	Clevenger	
D106,370 S	10/1937	Pancoast	
D143,421 S	1/1946	Gasner	
3,342,379 A	9/1967	Foley	
D214,554 S	7/1969	Oltman et al.	
D247,221 S	2/1978	Landor et al.	
D248,088 S	6/1978	Britt	
D256,555 S	8/1980	Beeman	
D306,695 S	3/1990	Smith	
D336,246 S	6/1993	Narvaez	
5,392,937 A	2/1995	Prevot et al.	
D356,038 S	3/1995	Biesecker	
D368,859 S *	4/1996	LoPreto D9/542
5,542,585 A *	8/1996	Peters et al. 222/531
D395,396 S	6/1998	Kuzma et al.	
D396,191 S	7/1998	Kuzma et al.	

D397,608 S	9/1998	Fiore	
D403,592 S *	1/1999	Everard et al. D9/449 X
D408,740 S	4/1999	Jones et al.	
D413,807 S *	9/1999	Mikla D9/558 X
5,954,213 A	9/1999	Gerhart et al.	
D417,624 S	12/1999	Herrmann et al.	
D424,448 S	5/2000	Weber	
D425,408 S	5/2000	Bakic	
D427,073 S	6/2000	Gaffney et al.	
D433,637 S *	11/2000	Hailey et al. D9/542
D437,775 S	2/2001	Dalmau	
D439,843 S	4/2001	Dalmau	
D444,390 S *	7/2001	Kokenge et al. D9/530 X
D448,678 S	10/2001	Bakic	

(Continued)

FOREIGN PATENT DOCUMENTS

EM 000533633-0012 * 12/1899

Primary Examiner—Carol Rademaker

(74) *Attorney, Agent, or Firm*—Dinsmore & Shohl LLP

(57) **CLAIM**

The ornamental design for a bottle, as shown and described.

DESCRIPTION

FIG. 1 is a front elevational view of the claimed design

FIG. 2 is a right side elevational view thereof;

FIG. 3 is a rear elevational view thereof;

FIG. 4 is a left side elevational view thereof;

FIG. 5 is a top, front, and right side perspective view thereof;

FIG. 6 is a top, front, and left side perspective view thereof;

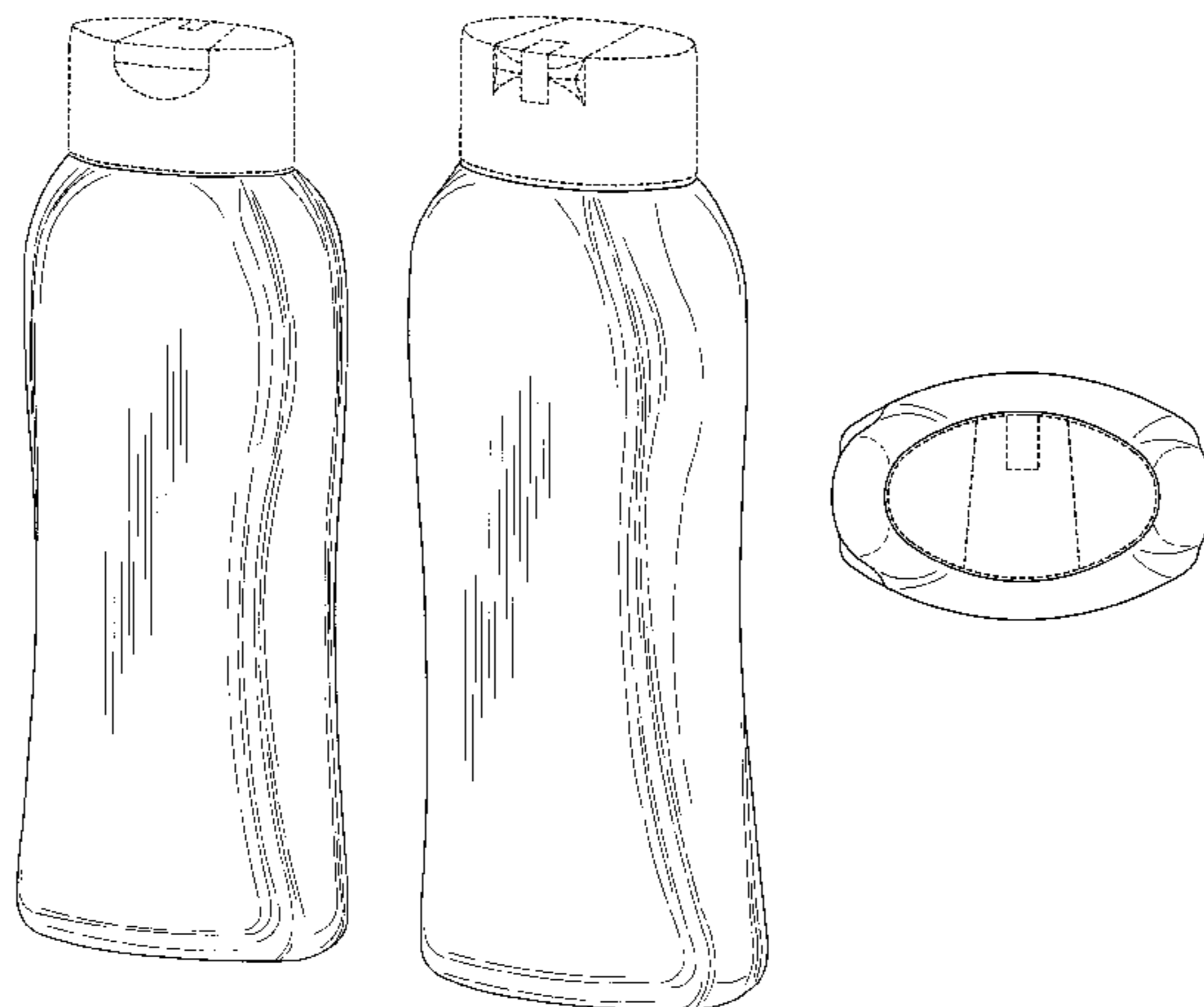
FIG. 7 is a top, rear, and right side perspective view thereof;

FIG. 8 is a top, rear, and left side perspective view thereof;
and,

FIG. 9 is a top plan view thereof.

The broken-line disclosure in the views is for illustrative purposes only and forms no part of the claimed design.

1 Claim, 5 Drawing Sheets



US D578,398 S

Page 2

U.S. PATENT DOCUMENTS			
D450,597 S	11/2001	Bobchenok et al.	
6,321,923 B1 *	11/2001	Wood	215/235
D457,069 S *	5/2002	Palaia	D9/542
D471,111 S	3/2003	Kuzma et al.	
D481,950 S	11/2003	Bakic	
D486,065 S	2/2004	Hutchinson et al.	
D489,267 S	5/2004	Rennie et al.	
D496,867 S	10/2004	Kuzma et al.	
D500,954 S	1/2005	Kuzma et al.	
D501,141 S *	1/2005	Bakic	D9/521
D502,400 S *	3/2005	Cinquino et al.	D9/521
D509,148 S	9/2005	Wilson et al.	
D514,448 S	2/2006	Kuzma et al.	
D522,867 S	6/2006	Bakic	
D525,873 S	8/2006	Haubert et al.	
D527,636 S *	9/2006	Bakic	D9/521
D535,887 S *	1/2007	Haubert et al.	D9/558
D541,162 S *	4/2007	Pleines et al.	D9/529
D551,555 S *	9/2007	Escobosa et al.	D9/529
D559,114 S *	1/2008	Breitlander	D9/558

* cited by examiner



Fig. 1

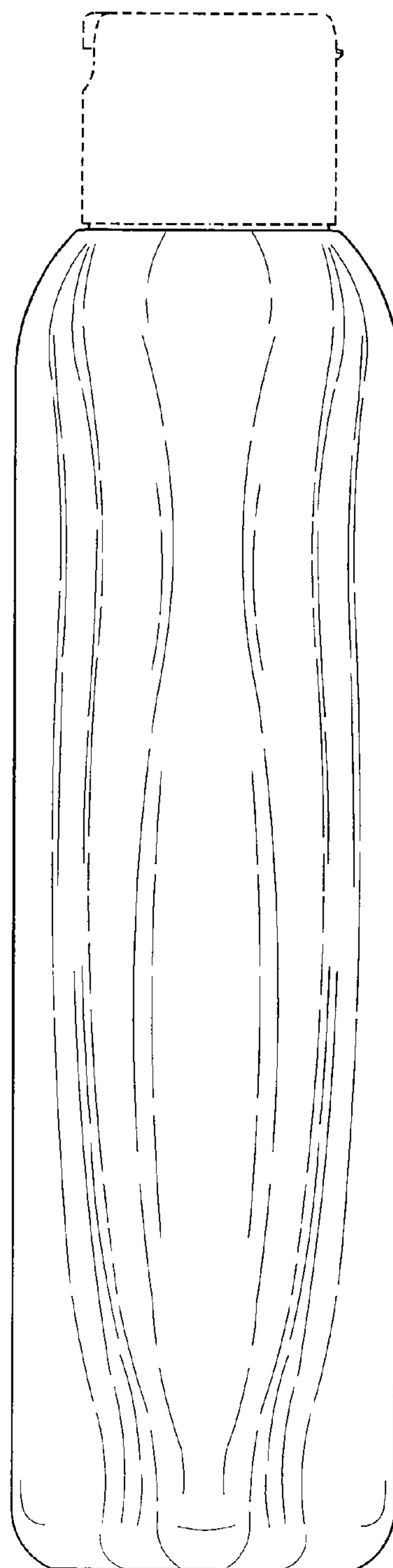


Fig. 2



Fig. 3




Fig. 4




Fig. 5




Fig. 6

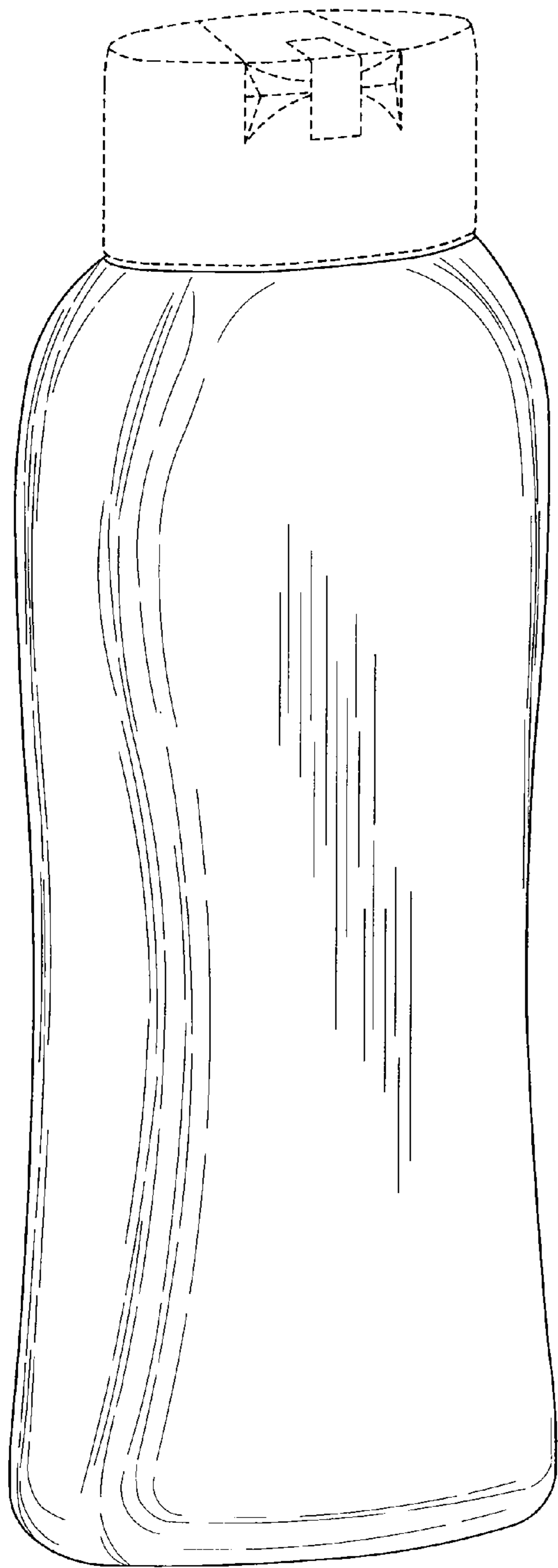


Fig. 7

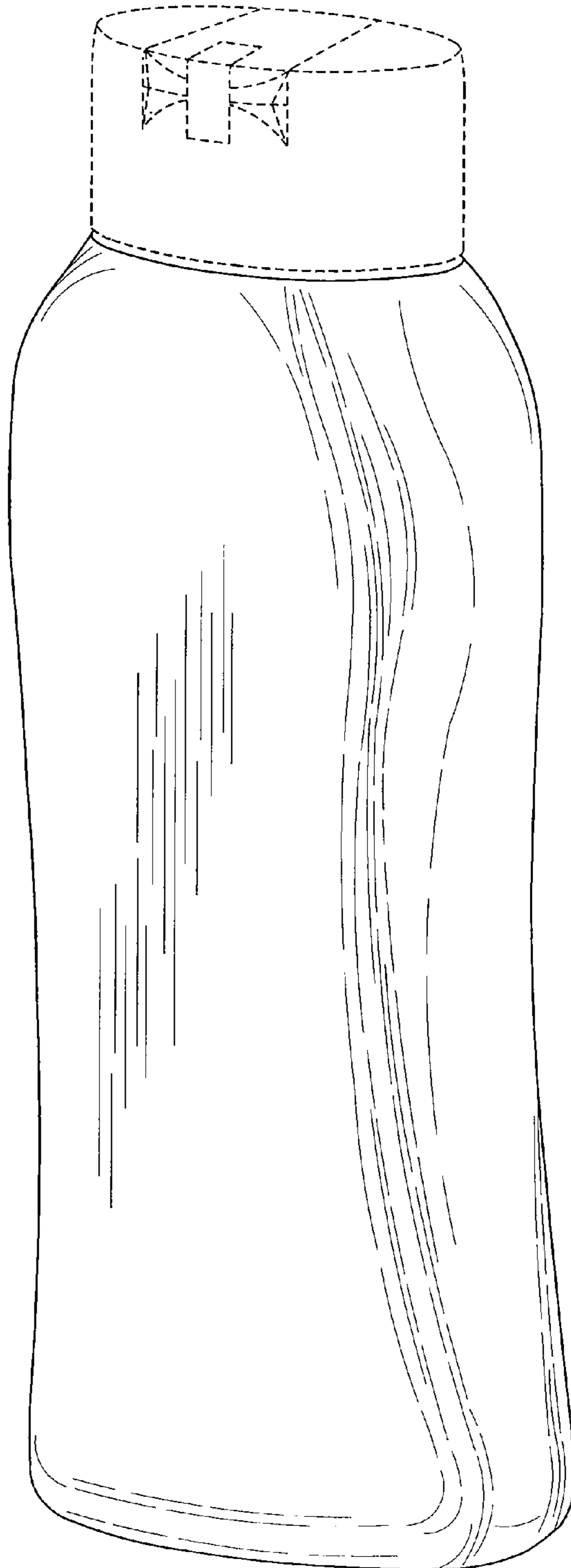


Fig. 8

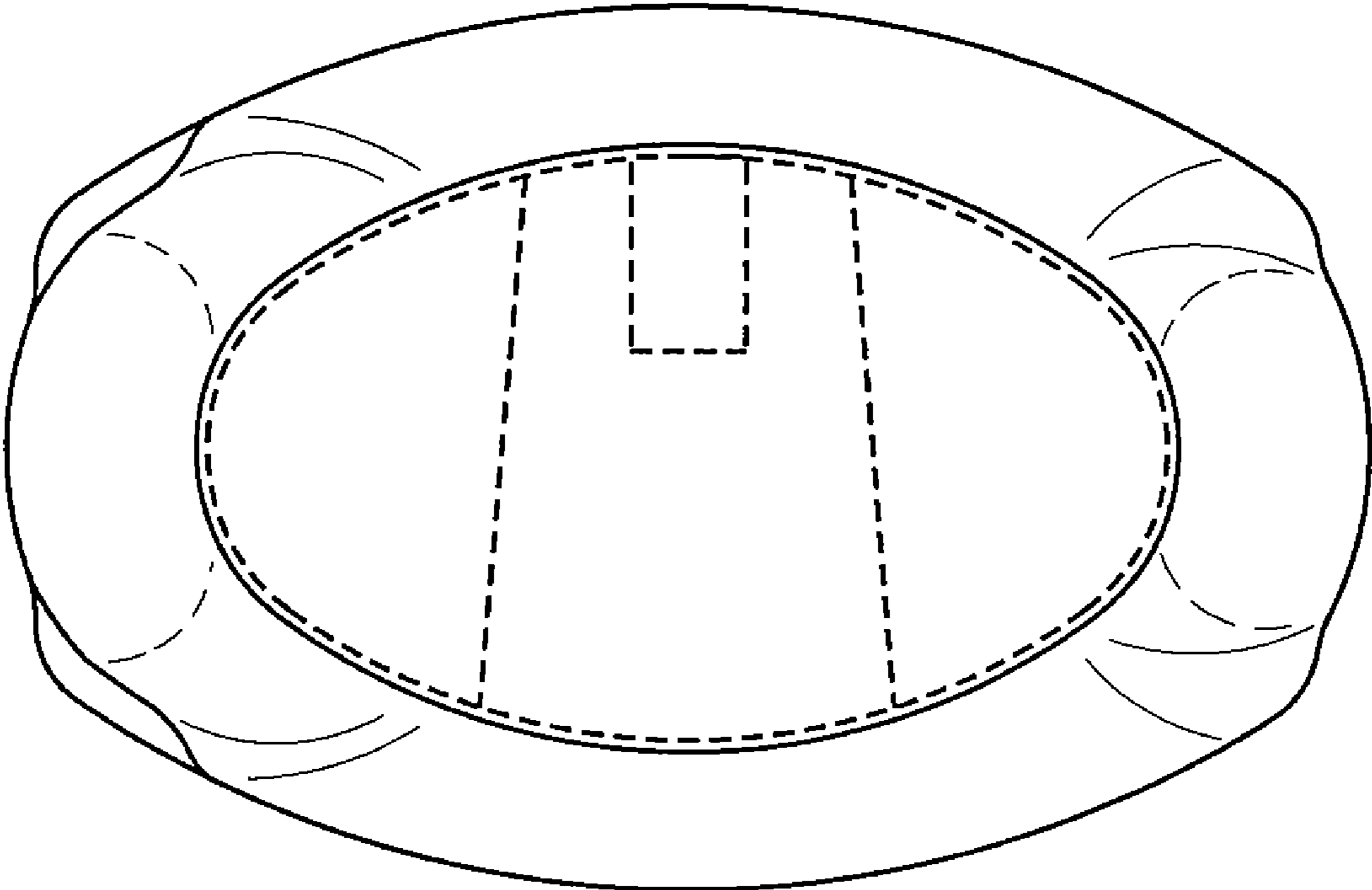


Fig. 9