



US00D578394S

(12) **United States Design Patent**  
**Shurtleff et al.**

(10) **Patent No.:** **US D578,394 S**

(45) **Date of Patent:** **\*\* \*Oct. 14, 2008**

- (54) **PERSONAL CARE DISPENSER**
  - (75) Inventors: **Jill M. Shurtleff**, Boston, MA (US);  
**Henry D. Ren**, Tyngsboro, MA (US)
  - (73) Assignee: **The Gillette Company**, Boston, MA (US)
  - (\*) Notice: This patent is subject to a terminal disclaimer.
  - (\*\*) Term: **14 Years**
  - (21) Appl. No.: **29/245,867**
  - (22) Filed: **Dec. 29, 2005**
  - (51) **LOC (8) Cl.** ..... **09-01**
  - (52) **U.S. Cl.** ..... **D9/516; D9/551**
  - (58) **Field of Classification Search** ..... D9/682,  
D9/688, 690, 692, 694, 723-724, 726, 773,  
D9/516-517, 549, 551, 556, 901-905; D24/197,  
D24/199; D1/102, 105, 130, 199; 215/12.1-12.2,  
215/382-384; 220/4.27, 23.4, 23.83, 561,  
220/761, 766, 770
- See application file for complete search history.

- 5,358,147 A 10/1994 Adams et al.
- 5,366,118 A 11/1994 Ciammitti et al.
- D359,908 S \* 7/1995 Hirsch ..... D9/556 X
- D382,969 S \* 8/1997 Giles et al. .... D24/197
- 5,829,591 A \* 11/1998 Lyons ..... 206/373
- 5,862,960 A 1/1999 Miller et al.
- D411,886 S \* 7/1999 Manganiello ..... D24/197
- D413,067 S \* 8/1999 Haley ..... D9/539
- D429,847 S \* 8/2000 Lang ..... D28/7
- D437,548 S 2/2001 Desgrippes et al.
- D447,570 S \* 9/2001 Shaw et al. .... D24/199
- D481,951 S \* 11/2003 Scott, III ..... D9/516 X
- D511,090 S \* 11/2005 Devine ..... D9/417
- D524,159 S \* 7/2006 Mooney ..... D9/516
- D534,082 S \* 12/2006 Chadfield ..... D9/729
- D538,164 S \* 3/2007 Zach et al. .... D9/517
- D541,169 S \* 4/2007 Ball et al. .... D9/690
- D542,316 S \* 5/2007 Jackson et al. .... D9/733
- 2004/0188371 A1 \* 9/2004 Holley ..... 215/11.1

\* cited by examiner

*Primary Examiner*—Carol Rademaker  
(74) *Attorney, Agent, or Firm*—Andrew J. Hagerty; Tara M. Rosnell; Brian M. Bolam

(57) **CLAIM**

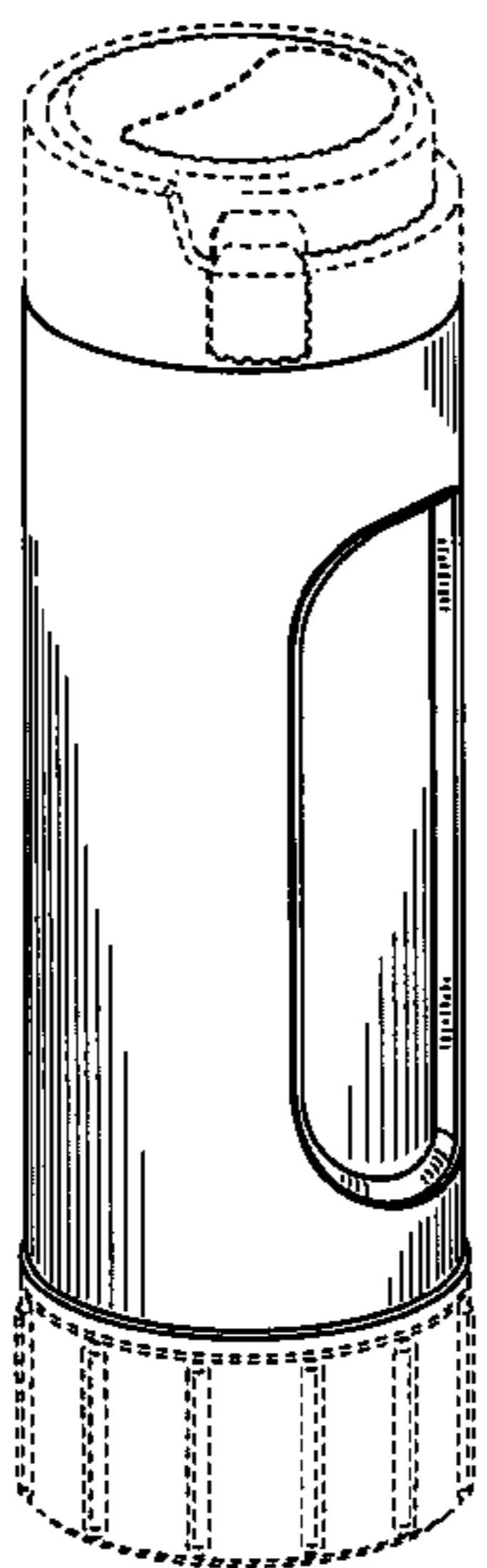
The ornamental design for a personal care dispenser, as shown and described.

**DESCRIPTION**

FIG. 1 is a top, front, and left side perspective view of a personal care dispenser showing the new design;  
FIG. 2 is a front elevational view thereof;  
FIG. 3 is a rear elevational view thereof; and,  
FIG. 4 is a left side elevational view thereof.  
The broken lines which form the boundary of the claimed design form no part thereof. The remaining broken lines are for illustrative purposes only and form no part of the claimed design.

**1 Claim, 3 Drawing Sheets**

- (56) **References Cited**
- U.S. PATENT DOCUMENTS
- 2,353,629 A \* 7/1944 Apfelbaum ..... 206/536
- D156,676 S \* 12/1949 Skidmore ..... D9/688
- 2,766,072 A 10/1956 Commarato
- 2,914,222 A 11/1959 Meshberg
- 2,940,641 A 6/1960 Norrish et al.
- 2,966,283 A 12/1960 Darvie
- 3,128,916 A 4/1964 Picot
- D230,325 S \* 2/1974 Sofro ..... D24/197
- 3,934,761 A 1/1976 Gentreau
- D263,120 S \* 2/1982 Fossella et al. .... D9/905 X
- D278,121 S \* 3/1985 Sussman ..... D9/905 X
- D310,022 S \* 8/1990 Anderson ..... D9/688
- 5,141,129 A \* 8/1992 Jennings ..... 221/154



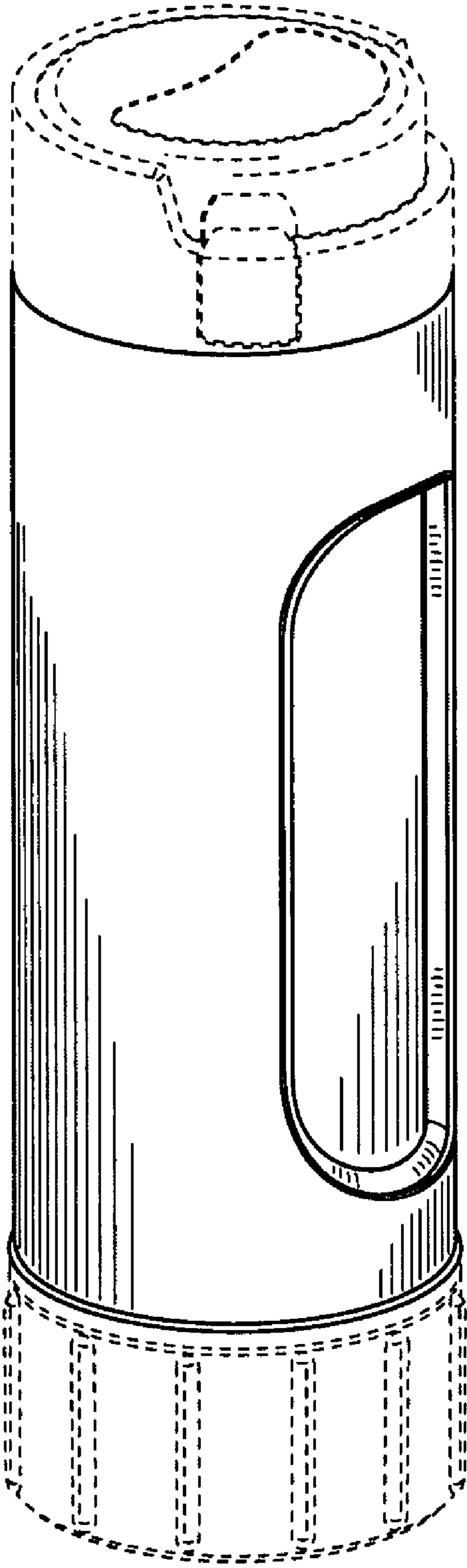


FIG. 1

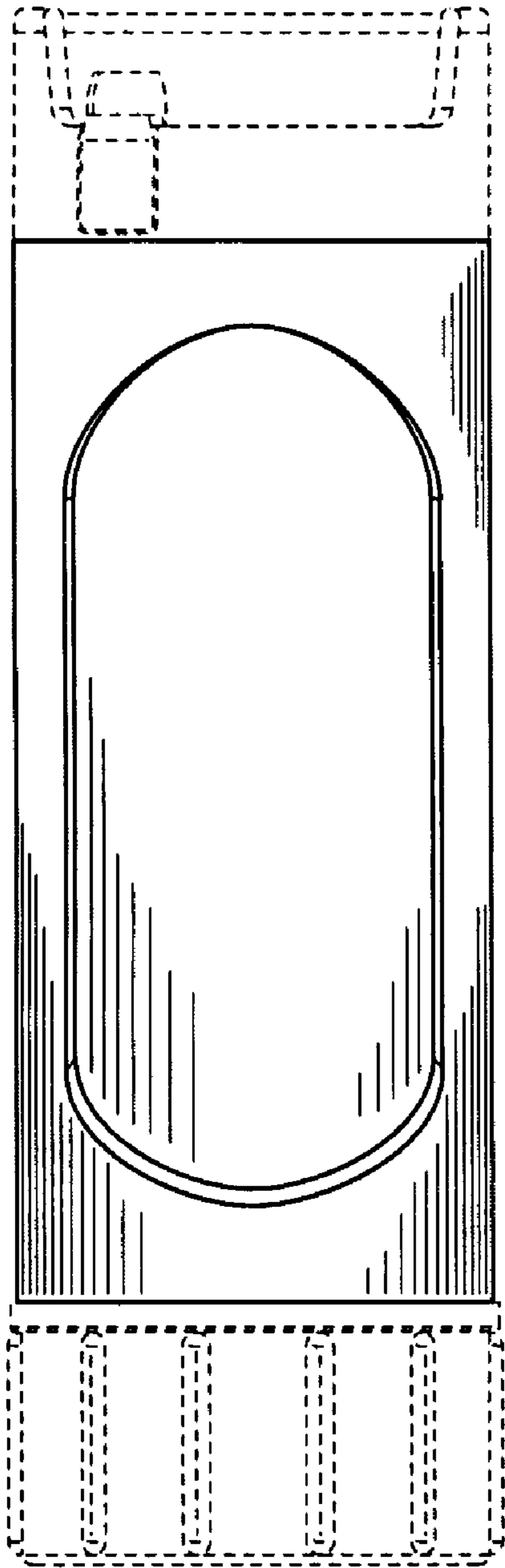


FIG. 2

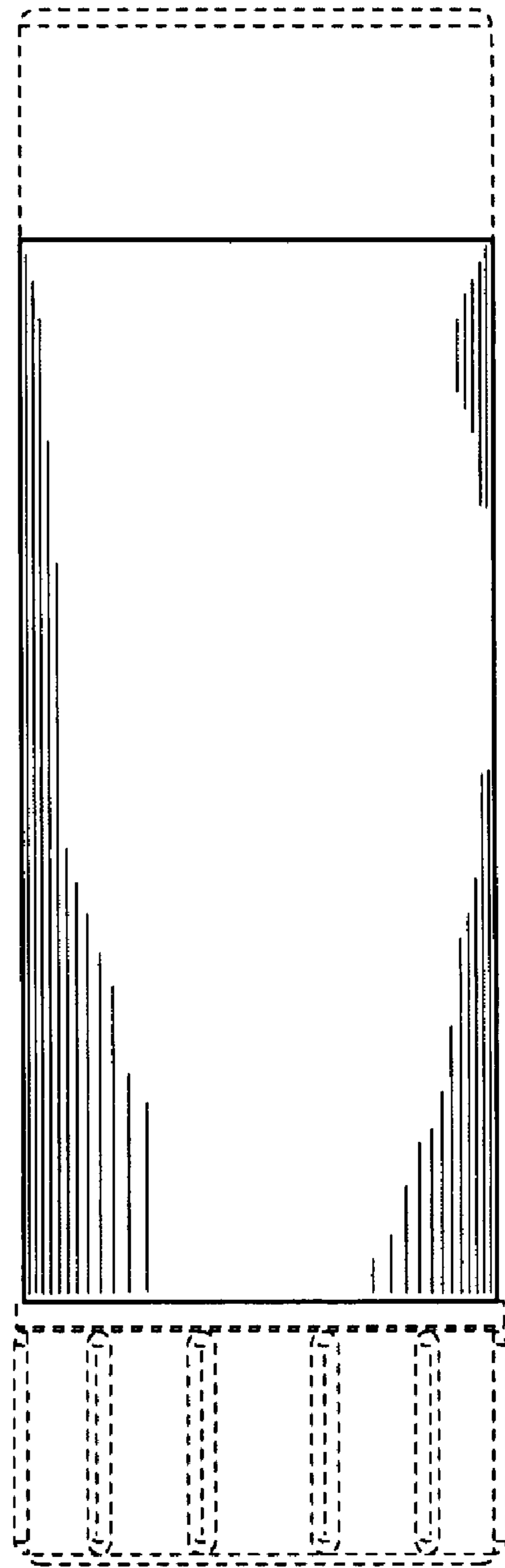


FIG. 3

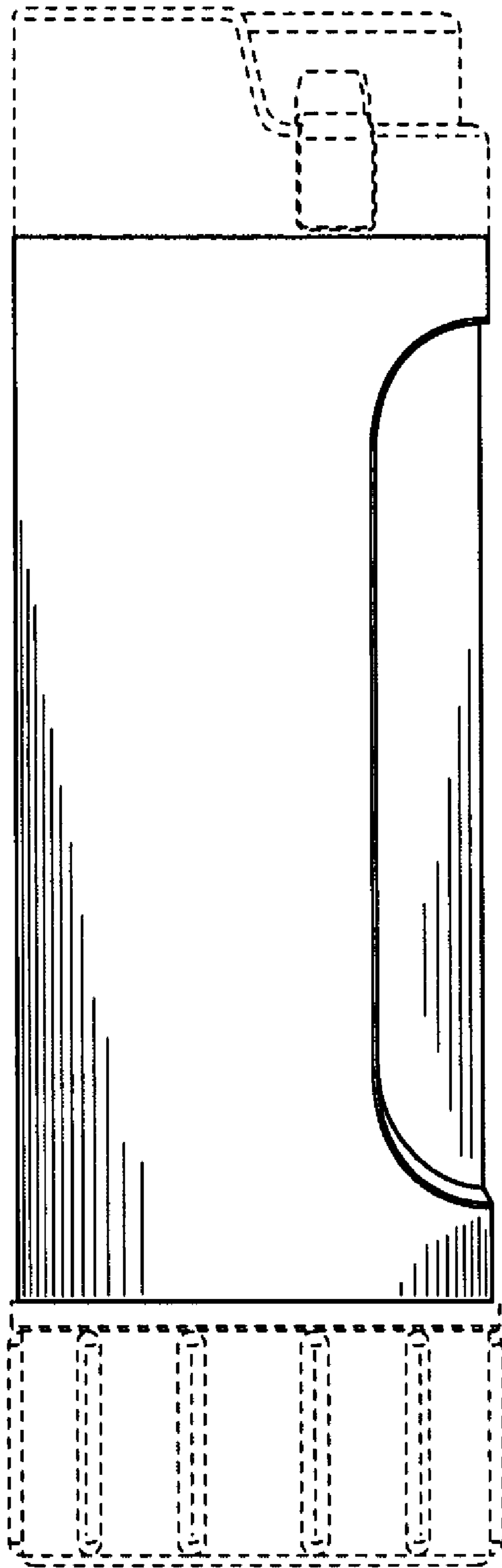


FIG. 4