



US00D578380S

(12) **United States Design Patent**
Gassew

(10) **Patent No.:** **US D578,380 S**

(45) **Date of Patent:** **** Oct. 14, 2008**

(54) **THREADLESS FAIRLEAD**

(76) Inventor: **Garry L Gassew**, 3001 SW. 3rd Ave.,
Unit #1, Fort Lauderdale, FL (US) 33315

(**) Term: **14 Years**

(21) Appl. No.: **29/303,260**

(22) Filed: **Feb. 4, 2008**

Related U.S. Application Data

(62) Division of application No. 29/285,955, filed on Apr.
17, 2007, now Pat. No. Des. 564,342.

(51) **LOC (8) Cl.** **08-05**

(52) **U.S. Cl.** **D8/356**

(58) **Field of Classification Search** D8/105,
D8/107, 333, 349, 354, 356, 358, 367, 373,
D8/382, 383, 394-396; D23/261; D26/38;
24/197, 561; 174/153 G; 242/400.1, 405.1,
242/405.2, 600, 916; 248/65, 74.1-74.4,
248/214, 215, 229.26, 201, 302, 204, 316.7,
248/316.8; 439/501; 440/34, 35

See application file for complete search history.

(56) **References Cited**

U.S. PATENT DOCUMENTS

398,679	A *	2/1889	White	248/205.5
989,635	A *	4/1911	Peterson	440/34
2,624,201	A *	1/1953	Thomson	73/864.51
2,956,780	A *	10/1960	Fox	254/389
3,045,634	A *	7/1962	Dorsett	114/210
3,142,264	A *	7/1964	De Boer	410/106
D199,518	S *	11/1964	Sanders et al.	D8/373
3,298,652	A *	1/1967	Burdick	410/107
D207,874	S *	6/1967	Bender	D8/355
3,659,319	A *	5/1972	Erickson	24/304
D240,577	S *	7/1976	Newman	D8/373
D243,151	S *	1/1977	Bouche	D8/356

4,020,769	A *	5/1977	Keir	410/96
D250,571	S *	12/1978	Winslow	D8/382
D263,021	S *	2/1982	Siegfried	D8/373
D272,518	S *	2/1984	Smith	D8/382
D274,303	S *	6/1984	Kucher	D8/382
D275,527	S *	9/1984	Gee	D3/215
4,634,325	A *	1/1987	Smith-Williams	410/101
4,648,765	A *	3/1987	Kovaleski et al.	410/110
4,700,917	A *	10/1987	Dillman	248/227.4
D299,239	S *	1/1989	Henningsen	D15/28
D328,562	S *	8/1992	Lin	D8/373
D345,297	S *	3/1994	Kraime	D8/367
D353,492	S *	12/1994	Goodman et al.	D6/323
D354,429	S *	1/1995	McNaughton	D8/367
D356,727	S *	3/1995	Scholl	D8/367

Primary Examiner—T. Chase Nelson

Assistant Examiner—Karen Acker

(74) *Attorney, Agent, or Firm*—Gold & Risvi, P.A.; Glenn E.
Gold; H. John Risvi


(57) **CLAIM**

I claim the ornamental design for a threadless fairlead, as
shown and described.

DESCRIPTION

FIG. 1 is a front elevated view of the threadless fairlead;
FIG. 2 is a top view thereof;
FIG. 3 is a rear elevated view thereof;
FIG. 4 is a bottom view thereof;
FIG. 5 is a top front elevated view rotated backward relative
to FIG. 1;
FIG. 6 is a left elevated view thereof;
FIG. 7 is a right elevated view thereof;
FIG. 8 is a bottom left perspective view thereof; and,
FIG. 9 is a front right perspective view thereof.

1 Claim, 2 Drawing Sheets



US D578,380 S

Page 2

U.S. PATENT DOCUMENTS

D356,941 S *	4/1995	Reddick et al.	D8/367	D467,159 S *	12/2002	Meyer	D8/367
D357,402 S *	4/1995	Roethler	D8/370	D468,192 S *	1/2003	Lee	D8/367
D403,236 S *	12/1998	McBarnette	D8/372	D474,105 S *	5/2003	Lee	D8/367
D411,736 S *	6/1999	Kazale	D8/367	D565,934 S *	4/2008	Volkwein	D8/356
D413,057 S *	8/1999	Lee	D8/356	2006/0022105 A1 *	2/2006	MacKay	248/304
5,947,433 A *	9/1999	Klein	248/214	2007/0252061 A1 *	11/2007	Feetham et al.	248/302

* cited by examiner

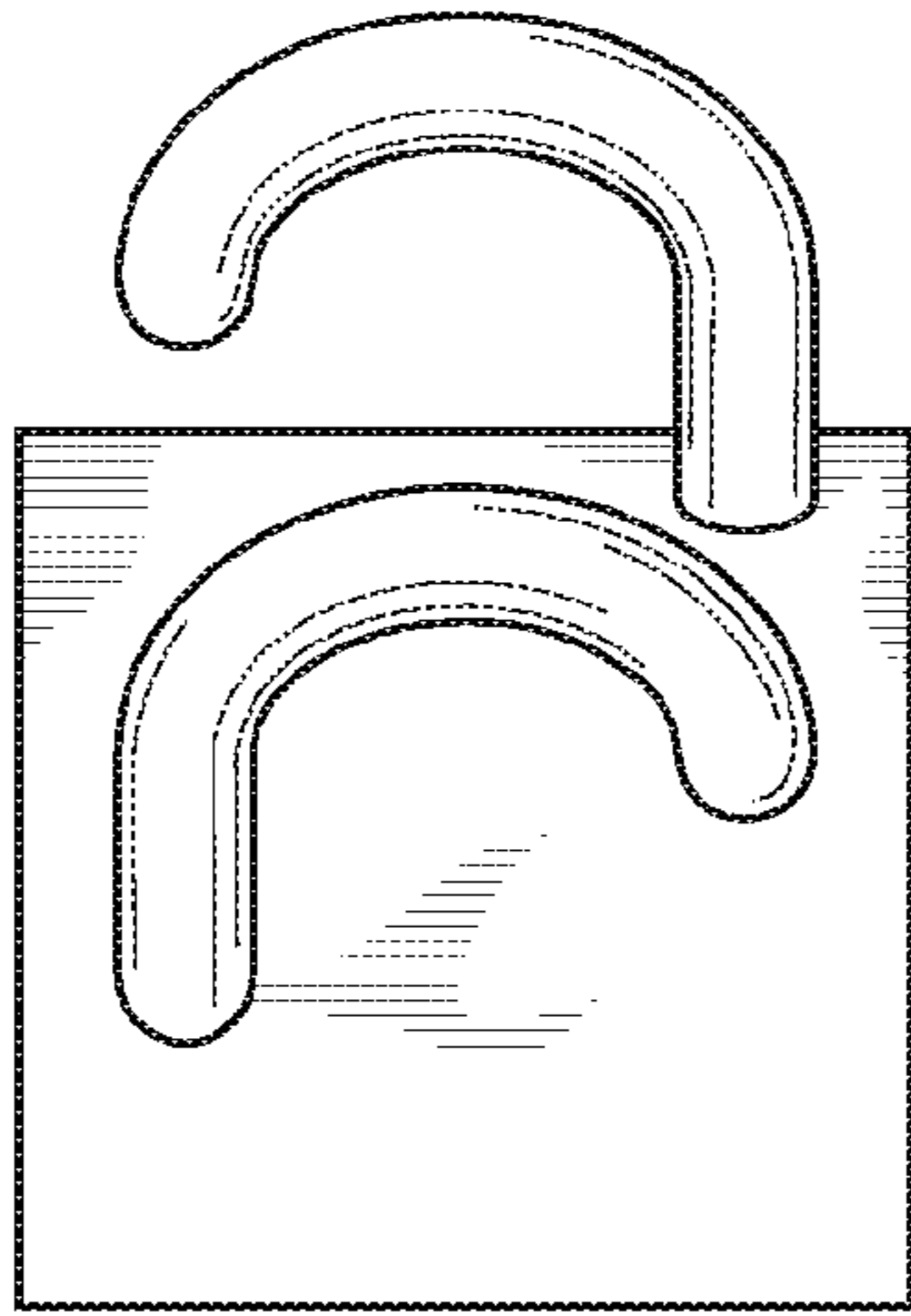


FIG. 1

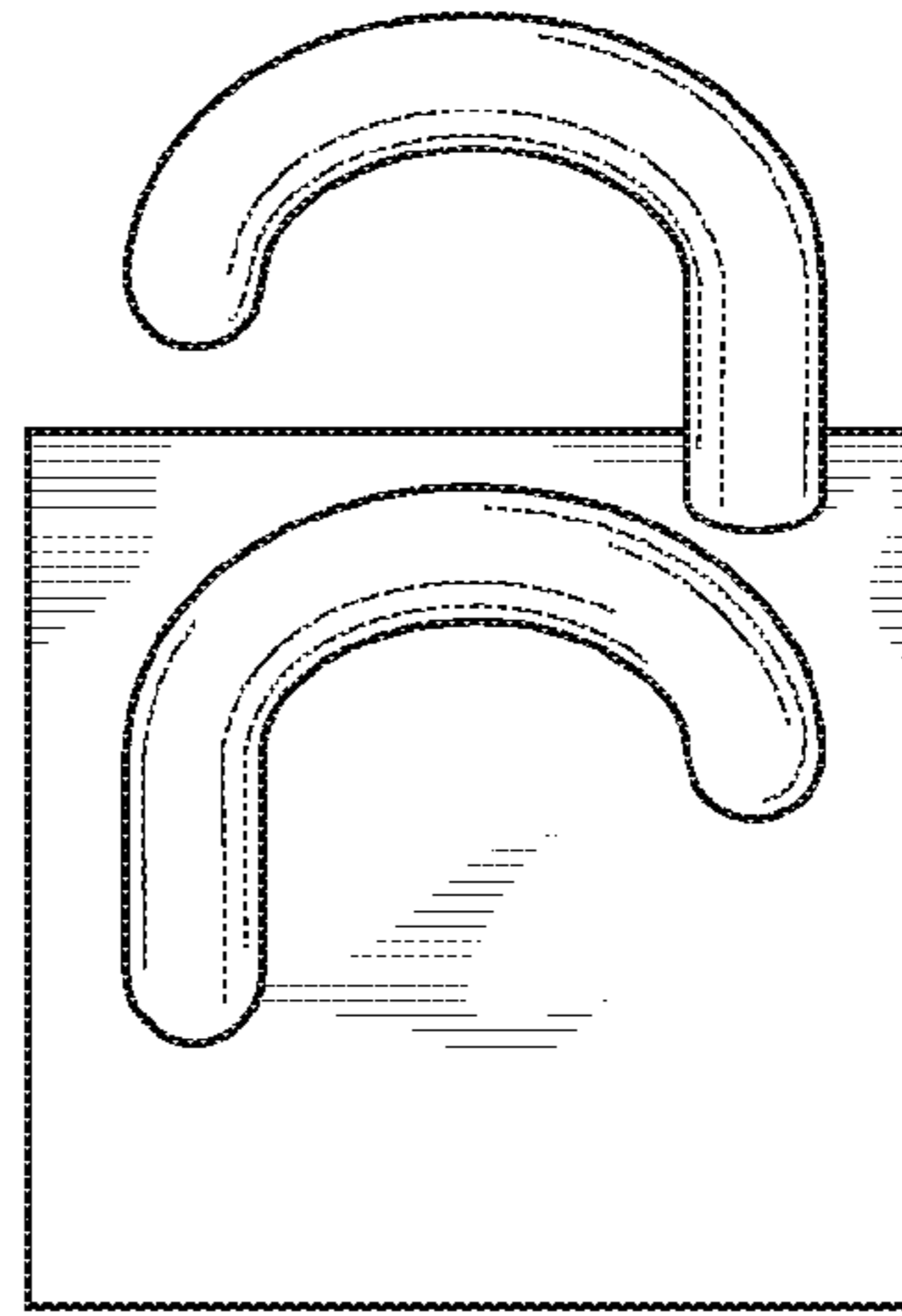


FIG. 2

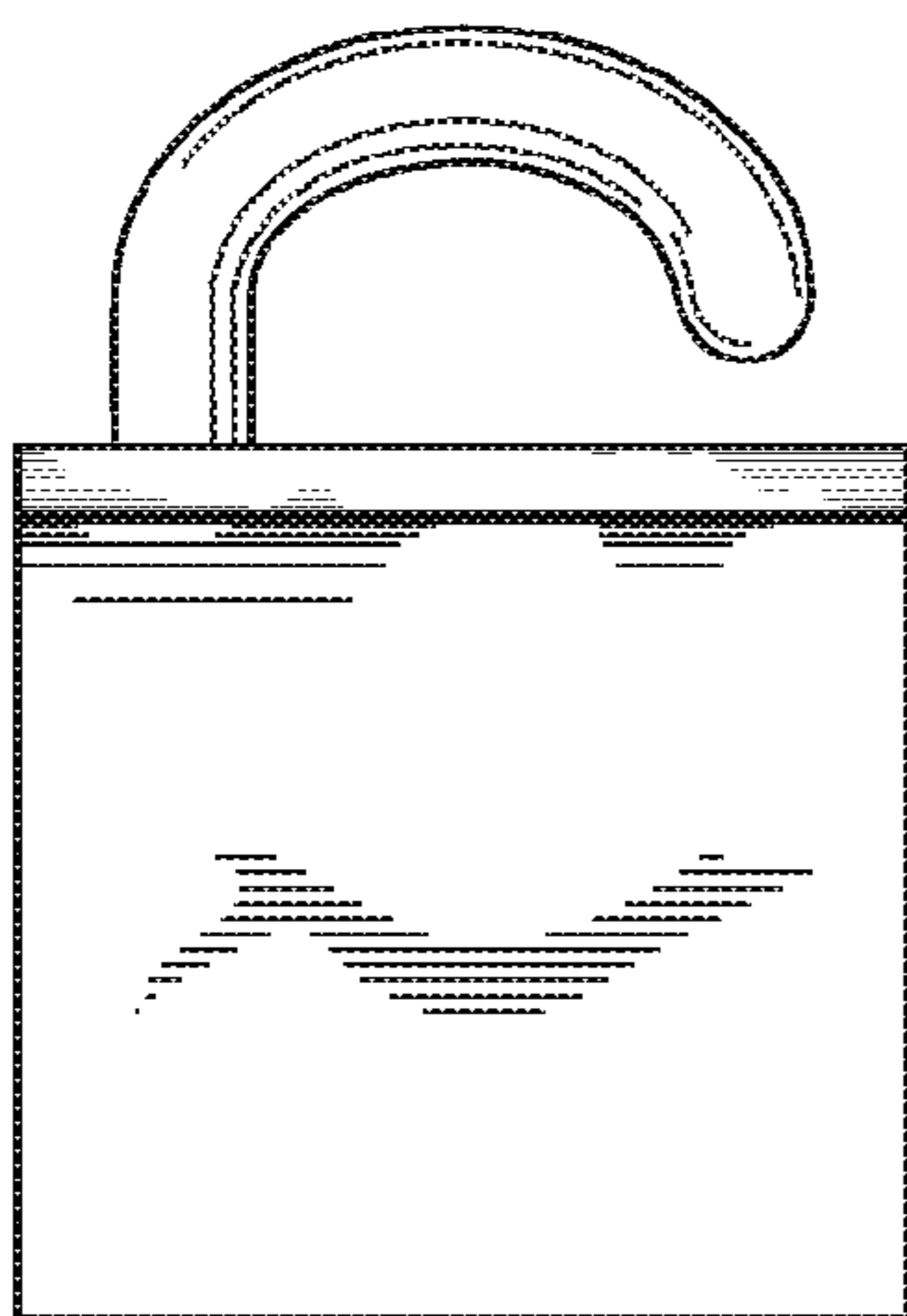


FIG. 3

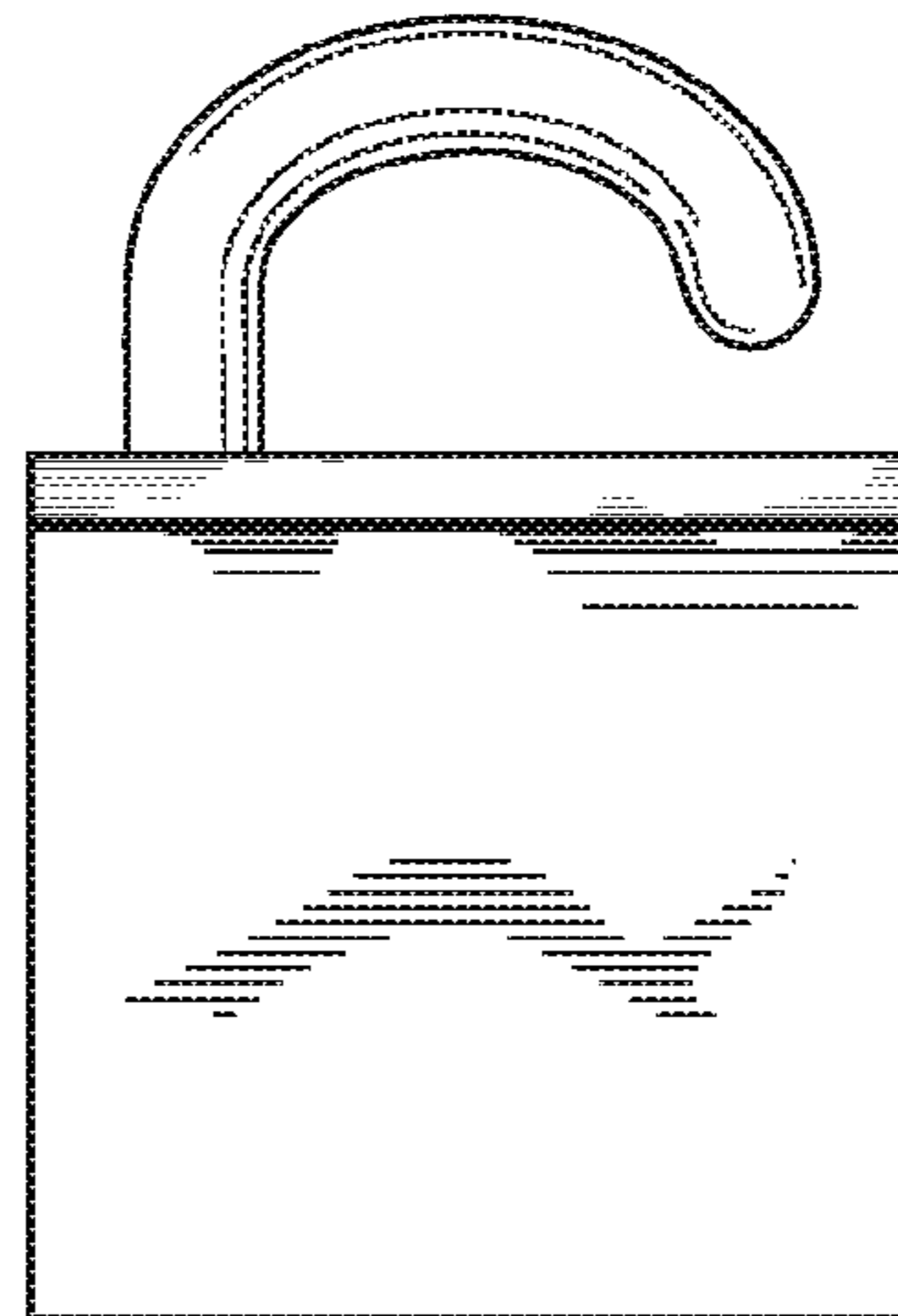


FIG. 4

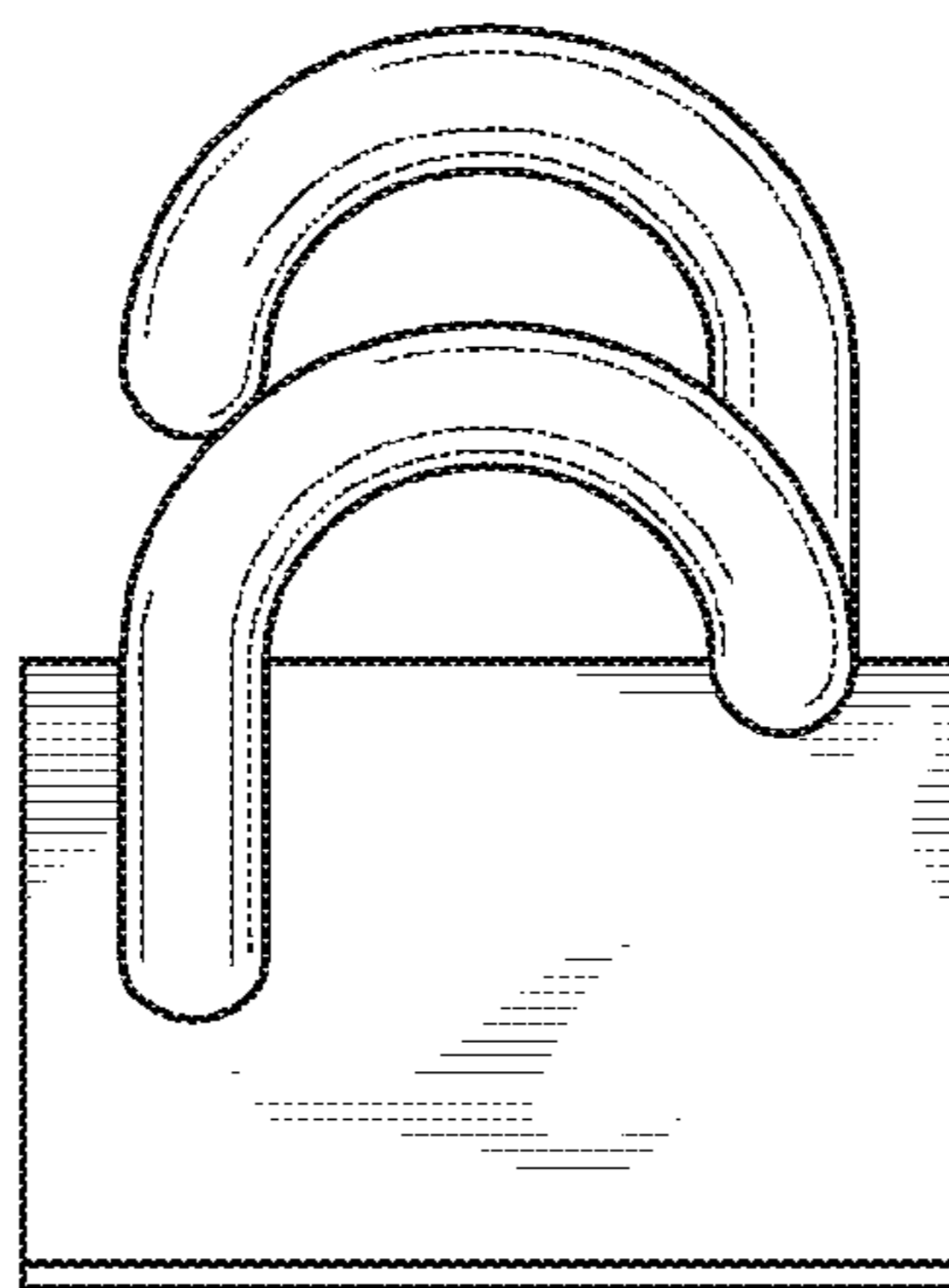


FIG. 5

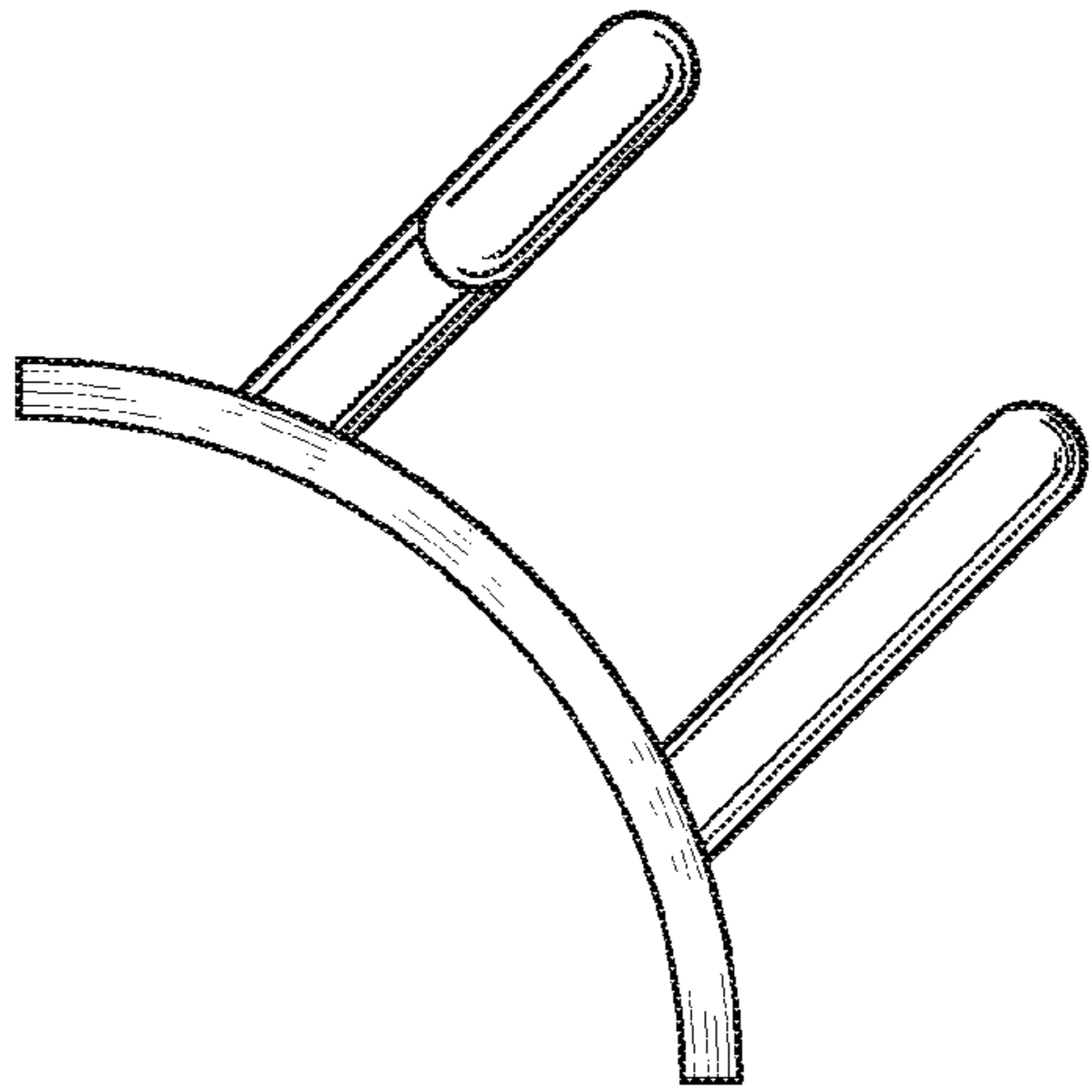


FIG. 6

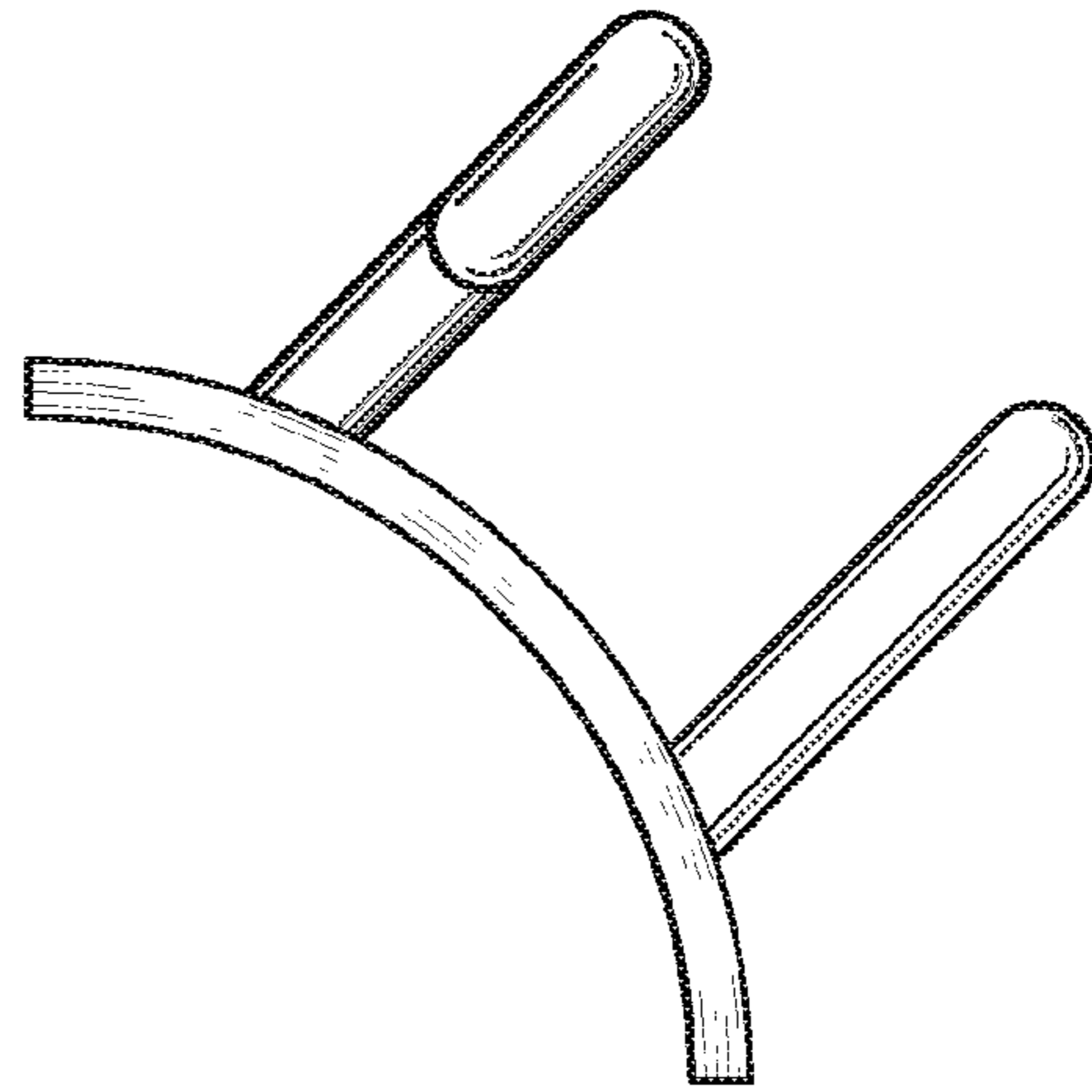


FIG. 7

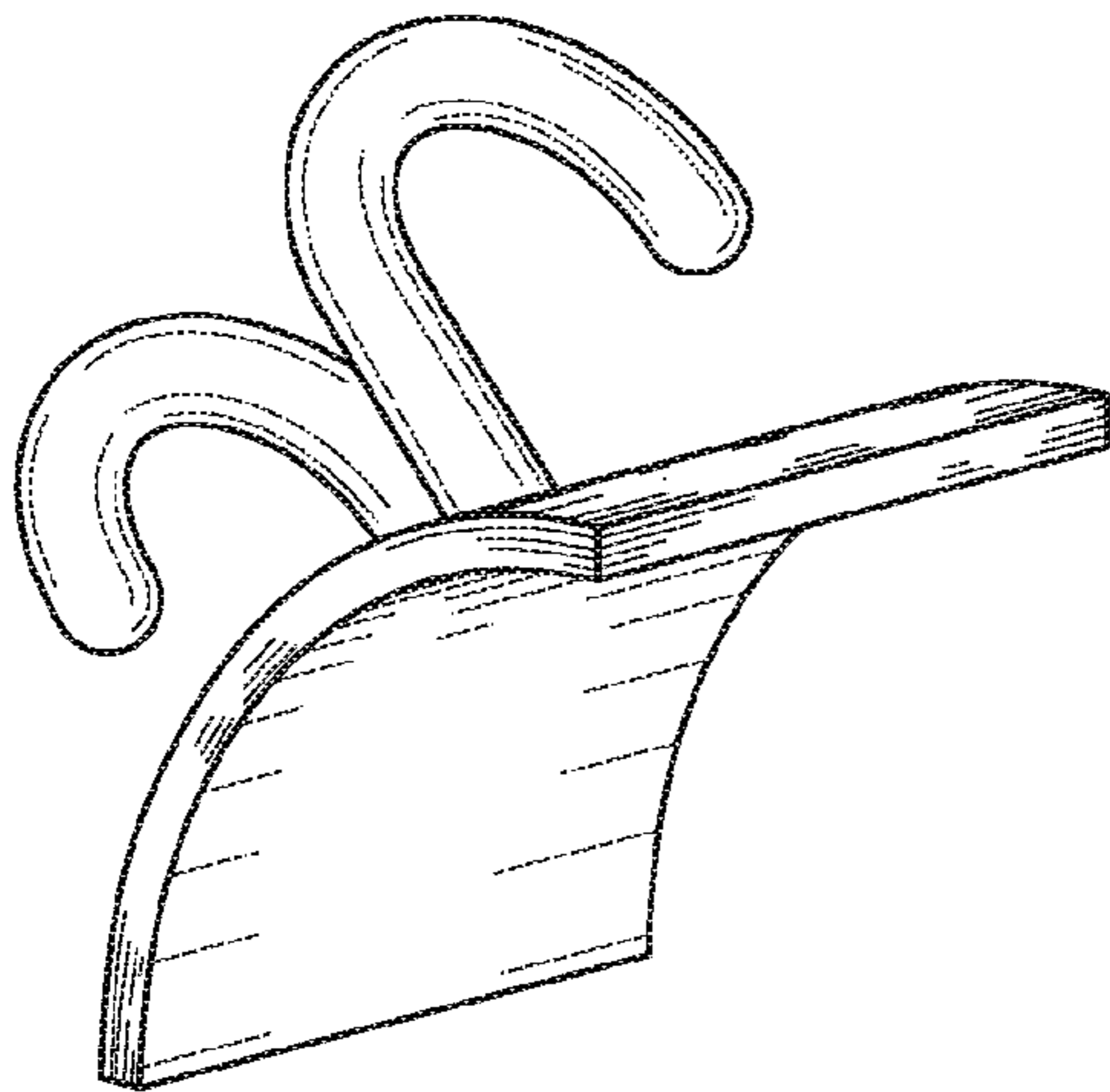


FIG. 8




FIG. 9