



US00D578368S

(12) **United States Design Patent**
Wiesemann et al.

(10) **Patent No.:** **US D578,368 S**
(45) **Date of Patent:** **** Oct. 14, 2008**

(54) **HAND TOOL HANDLE**

(75) Inventors: **David L. Wiesemann**, Pewaukee, WI (US); **Christopher L. Peterson**, Chippewa Falls, WI (US); **Anthony W. Gilbert**, Waukesha, WI (US); **Patrick J. Radle**, Mequon, WI (US); **Daryl C. Brockman**, Shorewood, WI (US); **Austin R. Braganza**, Milwaukee, WI (US); **Micah L. Maraia**, Menomonie, WI (US); **Michael David Onachilla**, Menomonee Falls, WI (US)

(73) Assignee: **Actuant Corporation**, Butler, WI (US)

(**) Term: **14 Years**

(21) Appl. No.: **29/282,468**

(22) Filed: **Jul. 20, 2007**

(51) **LOC (8) Cl.** **08-05**

(52) **U.S. Cl.** **D8/107**

(58) **Field of Classification Search** D8/4, D8/5, 51, 52, 56-58, 98, 107, 303, DIG. 107; 30/262, 254, 261, 187-192, 244, 245, 272; 81/424, 424.5, 426, 427, 427.5, 489, 415, 81/417; 7/106, 107, 128, 129, 158, 167
See application file for complete search history.

(56) **References Cited**

U.S. PATENT DOCUMENTS

2,578,230 A * 12/1951 Davis 30/186
2,827,815 A * 3/1958 Smoyak 81/417
D305,858 S * 2/1990 Ishida et al. D8/5
D309,409 S * 7/1990 Kiernan D8/4

D431,428 S * 10/2000 McCalla et al. D8/5
D463,227 S * 9/2002 Choi D8/5
D473,433 S * 4/2003 Choi D8/5
D501,378 S * 2/2005 Tatic D8/5
D511,976 S * 11/2005 Budrow D9/715
D552,435 S * 10/2007 Bohlman et al. D8/5

OTHER PUBLICATIONS

GB Gardner Bender, catalog pp. 121, 122, 131, and 132 printed from www.gardnerbender.com website disclosing wire strippers and line-men's pliers.

* cited by examiner

Primary Examiner—Cathron Brooks

Assistant Examiner—Barbara Fox

(74) *Attorney, Agent, or Firm*—Quarles & Brady LLP

(57) **CLAIM**

The ornamental design for a hand tool handle, as shown and described.

DESCRIPTION

FIG. 1 is a perspective view of a hand tool handle showing our new design;

FIG. 2 is a left side elevational view thereof;

FIG. 3 is a top side elevational view thereof;

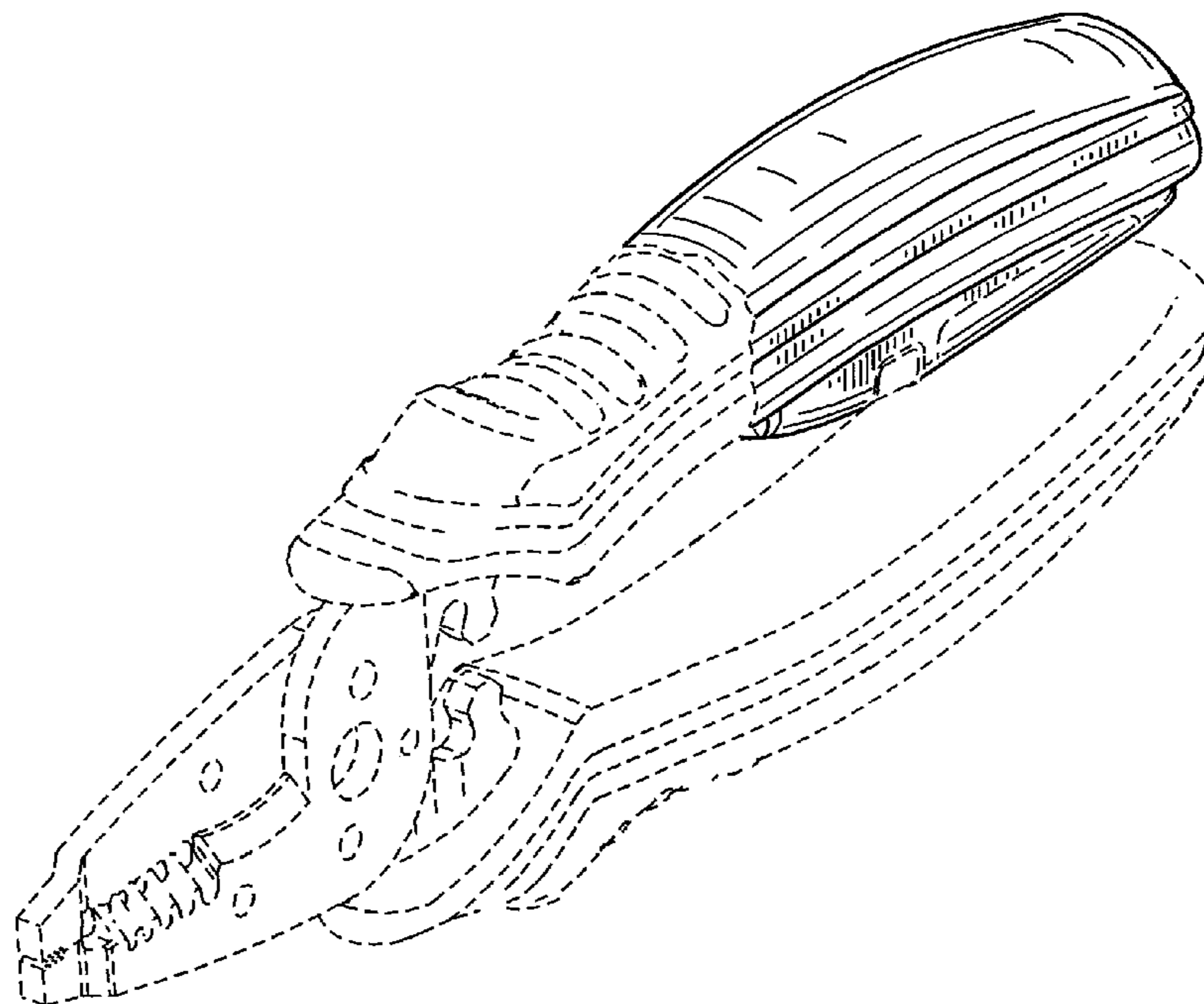
FIG. 4 is a right side elevational view thereof;

FIG. 5 is a front end elevational view thereof; and,

FIG. 6 is a rear end elevational view thereof.

The broken line showing of portions of the hand tool handle forms no part of the claimed design.

1 Claim, 4 Drawing Sheets



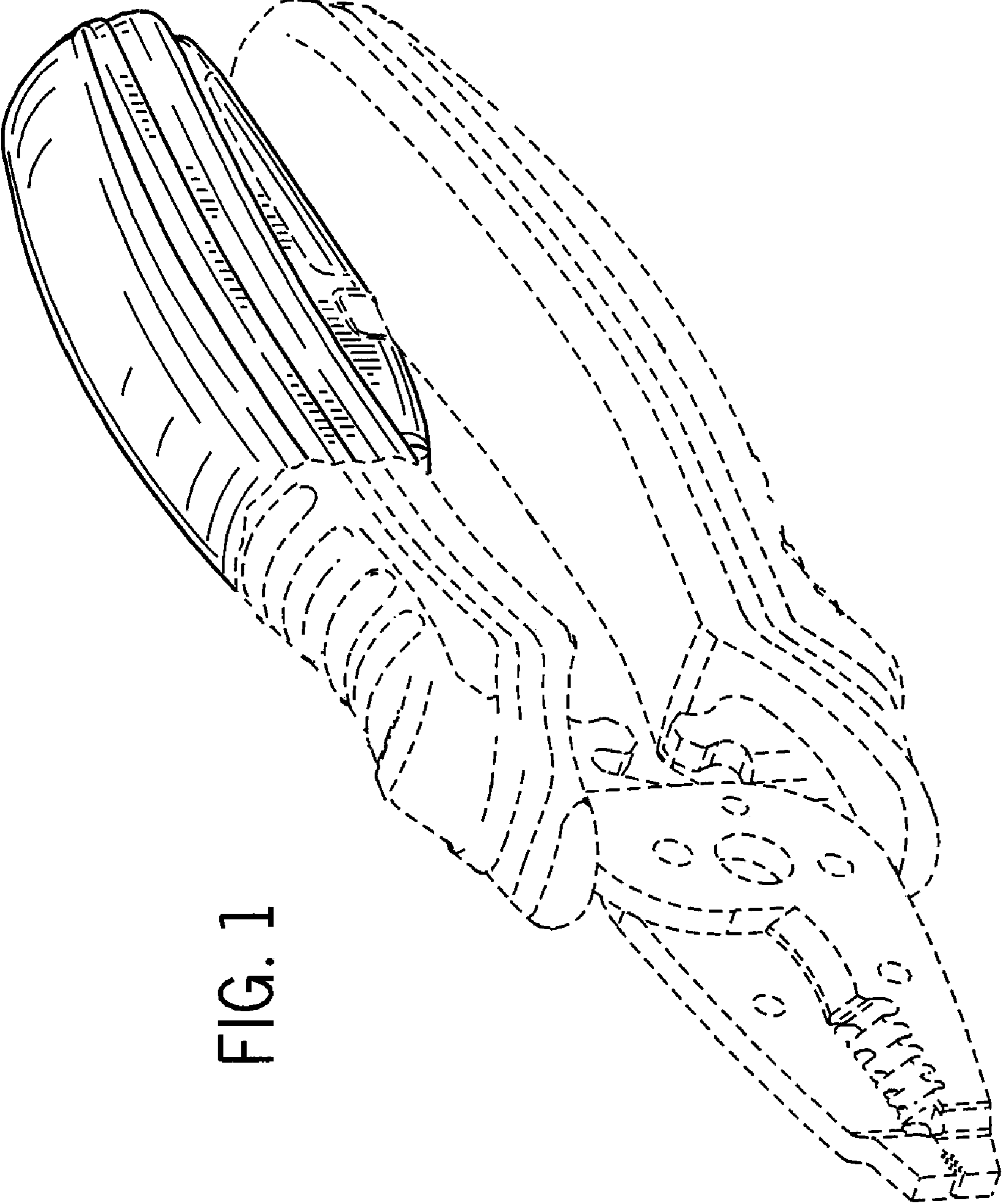


FIG. 1

FIG. 2

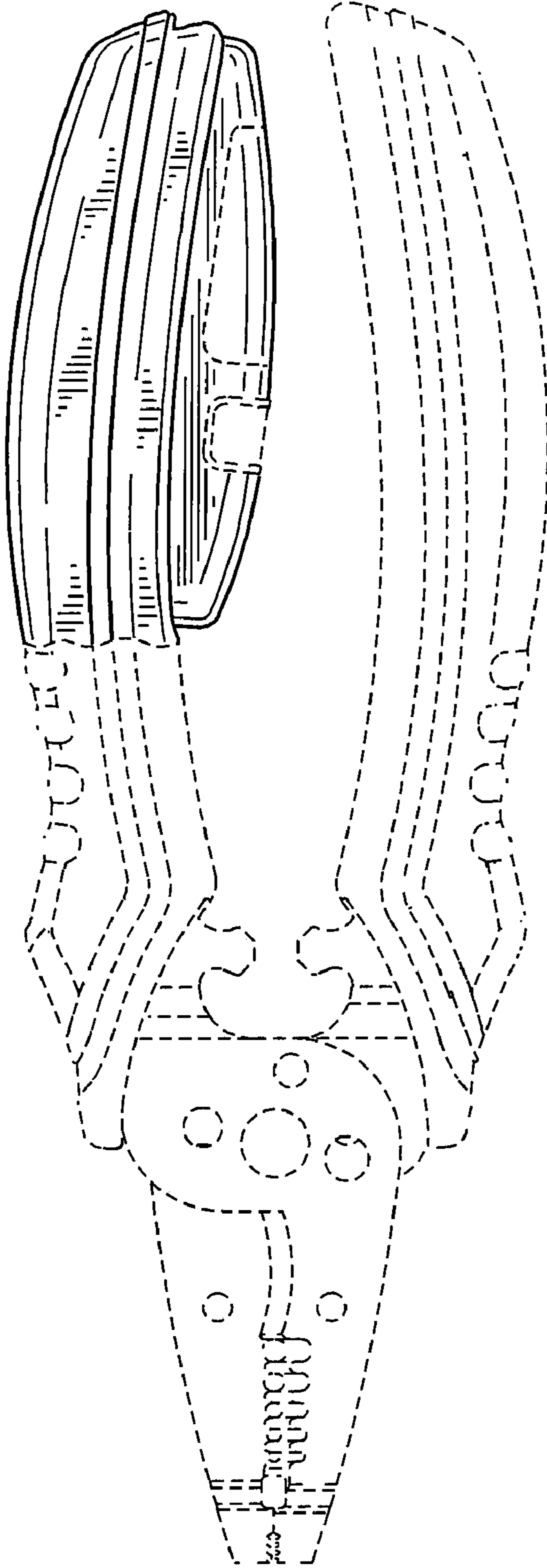
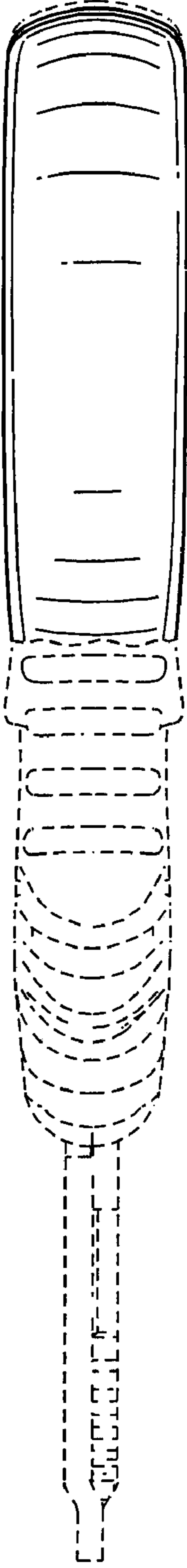


FIG. 3



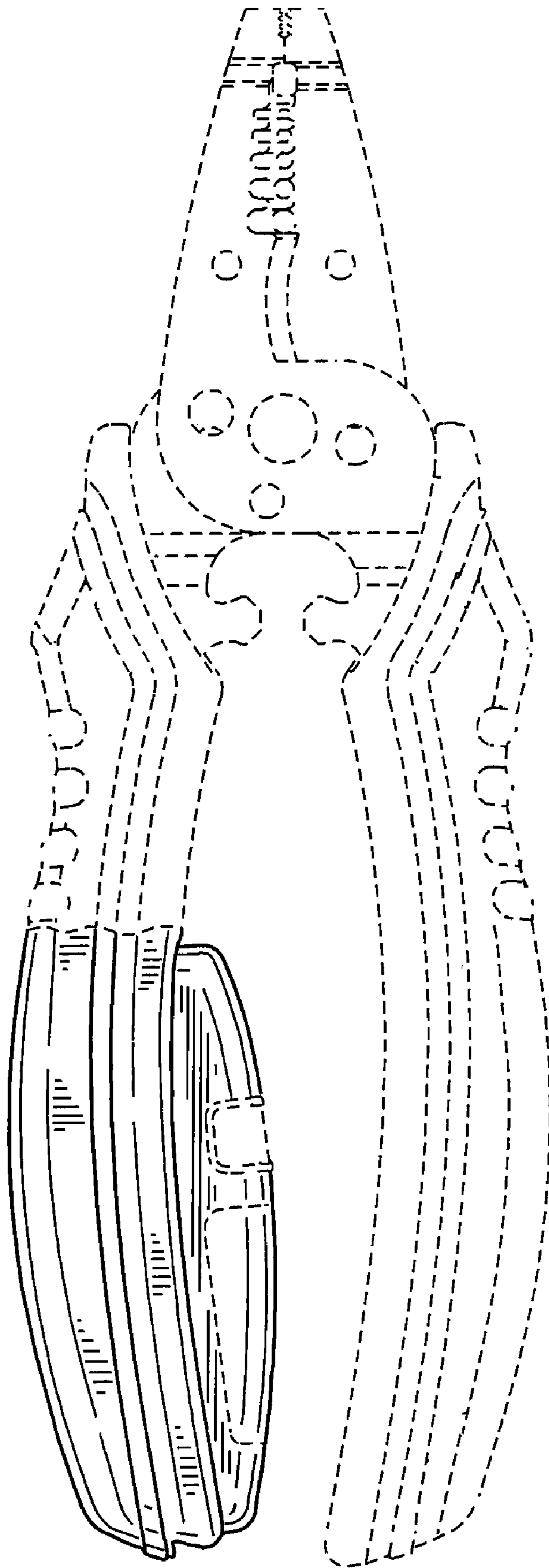


FIG. 4

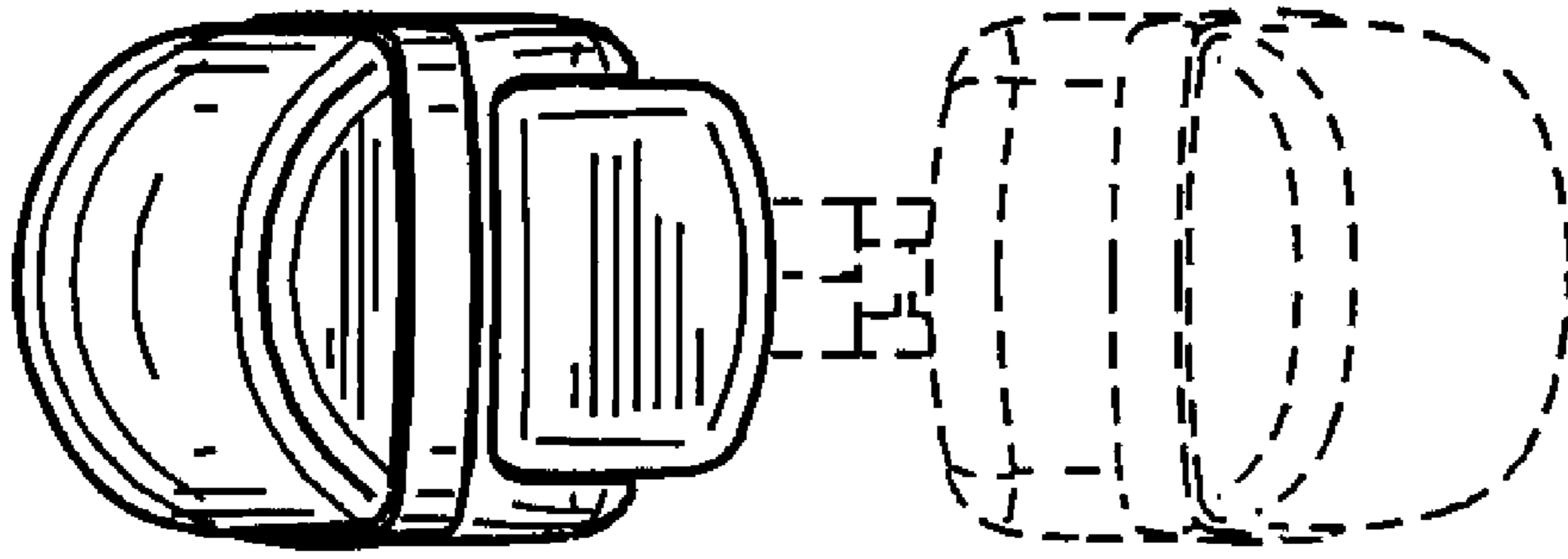


FIG. 5

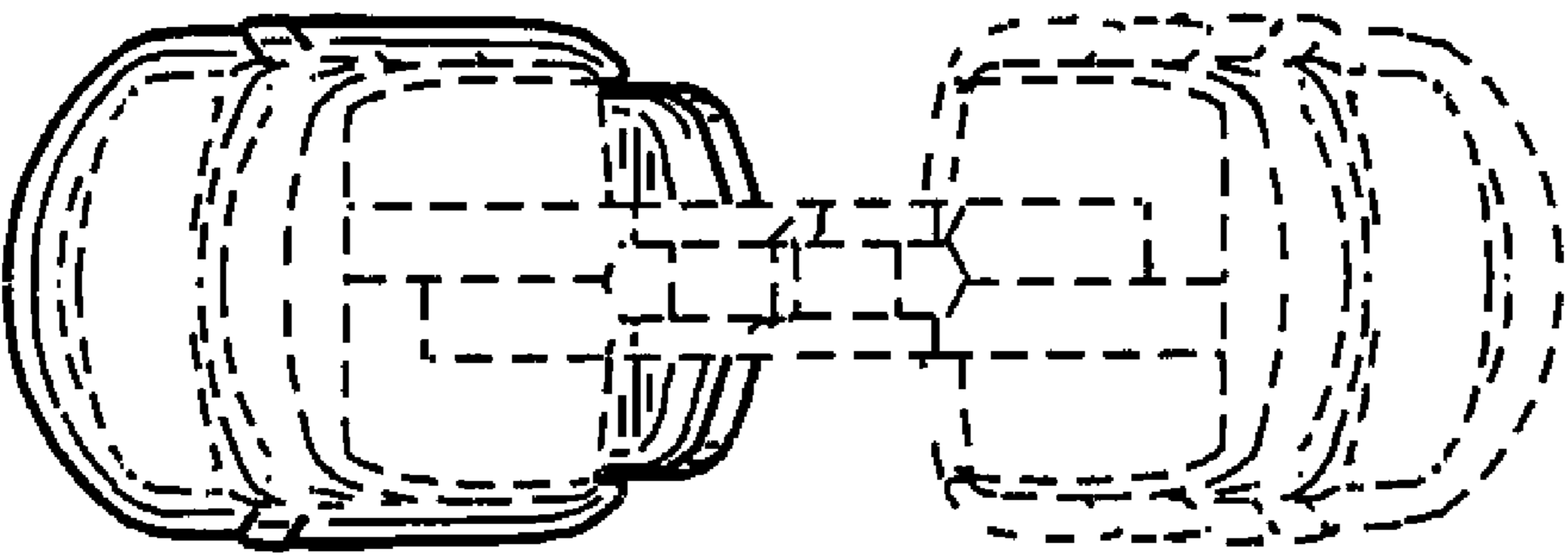


FIG. 6