



US00D578367S

(12) **United States Design Patent**  
**Robinson et al.**

(10) **Patent No.:** **US D578,367 S**

(45) **Date of Patent:** **\*\* Oct. 14, 2008**

(54) **UTILITY KNIFE HANDLE**

(75) Inventors: **Glenn Robinson**, Coral Springs, FL  
(US); **Dan M. DeLaRosa**, Coral Springs,  
FL (US)

(73) Assignee: **IBT Holdings, LLC**, Deerfield Beach,  
FL (US)

(\*\*) Term: **14 Years**

(21) Appl. No.: **29/289,057**

(22) Filed: **Jul. 5, 2007**

**Related U.S. Application Data**

(63) Continuation of application No. 29/286,856, filed on  
May 21, 2007.

(51) **LOC (8) Cl.** ..... **08-03**

(52) **U.S. Cl.** ..... **D8/99**

(58) **Field of Classification Search** ..... D8/98,  
D8/99, 105, 107; D22/118; 30/155, 156,  
30/157, 158, 159, 160, 161, 162, 329, 330  
See application file for complete search history.

(56) **References Cited**

**U.S. PATENT DOCUMENTS**

D474,669 S *	5/2003	Onion	.....	D8/99
D494,437 S *	8/2004	Scarla	.....	D8/99
D501,782 S *	2/2005	Ping	.....	D8/99
D510,250 S *	10/2005	Ping	.....	D8/99
D516,403 S *	3/2006	Ping	.....	D8/99
D519,817 S *	5/2006	Wong	.....	D8/99
D522,835 S *	6/2006	Ping	.....	D8/99
D523,317 S *	6/2006	Ryan et al.	.....	D8/99

D526,877 S *	8/2006	Ping	.....	D8/99
D526,878 S *	8/2006	Ping	.....	D8/99
D528,894 S *	9/2006	Ping	.....	D8/99
D528,895 S *	9/2006	Ping	.....	D8/99
D543,822 S *	6/2007	Ping	.....	D8/99

\* cited by examiner

*Primary Examiner*—Philip S Hyder

(74) *Attorney, Agent, or Firm*—Dan M. DeLaRosa

(57) **CLAIM**

The ornamental design for a utility knife handle, as shown and described.

**DESCRIPTION**

FIG. 1 is a front perspective view of the utility knife showing our new design, wherein the broken line shows the blade holder in a fully opened position;

FIG. 2 is a side elevational view thereof;

FIG. 3 is a top plan view thereof;

FIG. 4 is a front elevational view thereof;

FIG. 5 is a back elevational view thereof;

FIG. 6 is another side elevational view thereof;

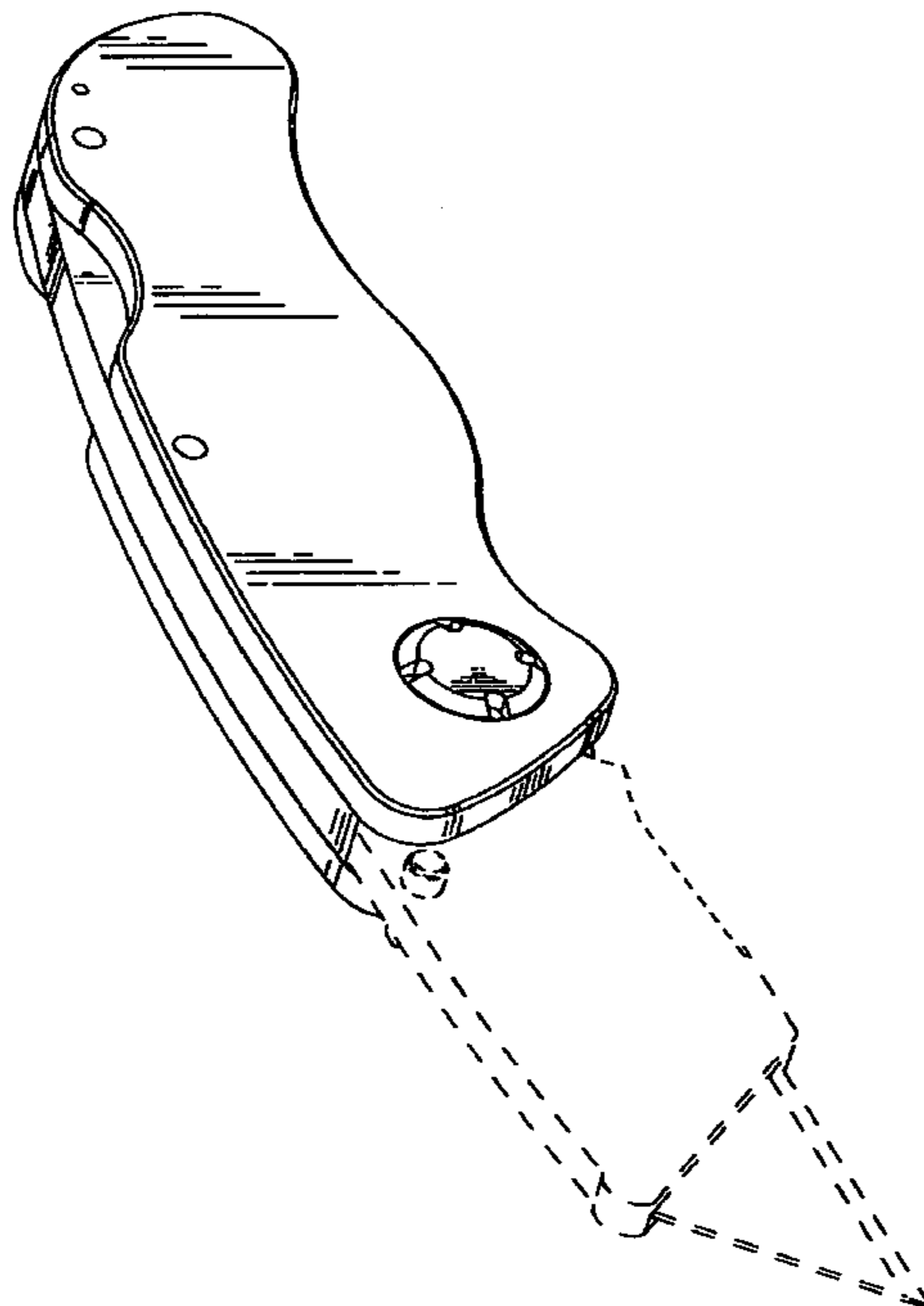
FIG. 7 is a bottom plan view thereof;

FIG. 8 is a top plan view thereof, wherein the broken line shows the blade holder in the half folded position; and,

FIG. 9 is a top plan view thereof, wherein the broken lines show the blade holder in the fully folded position.

The broken line showing the blade holder and the blade is included for the purpose of illustrating environment and forms no part of the claimed design.

**1 Claim, 5 Drawing Sheets**



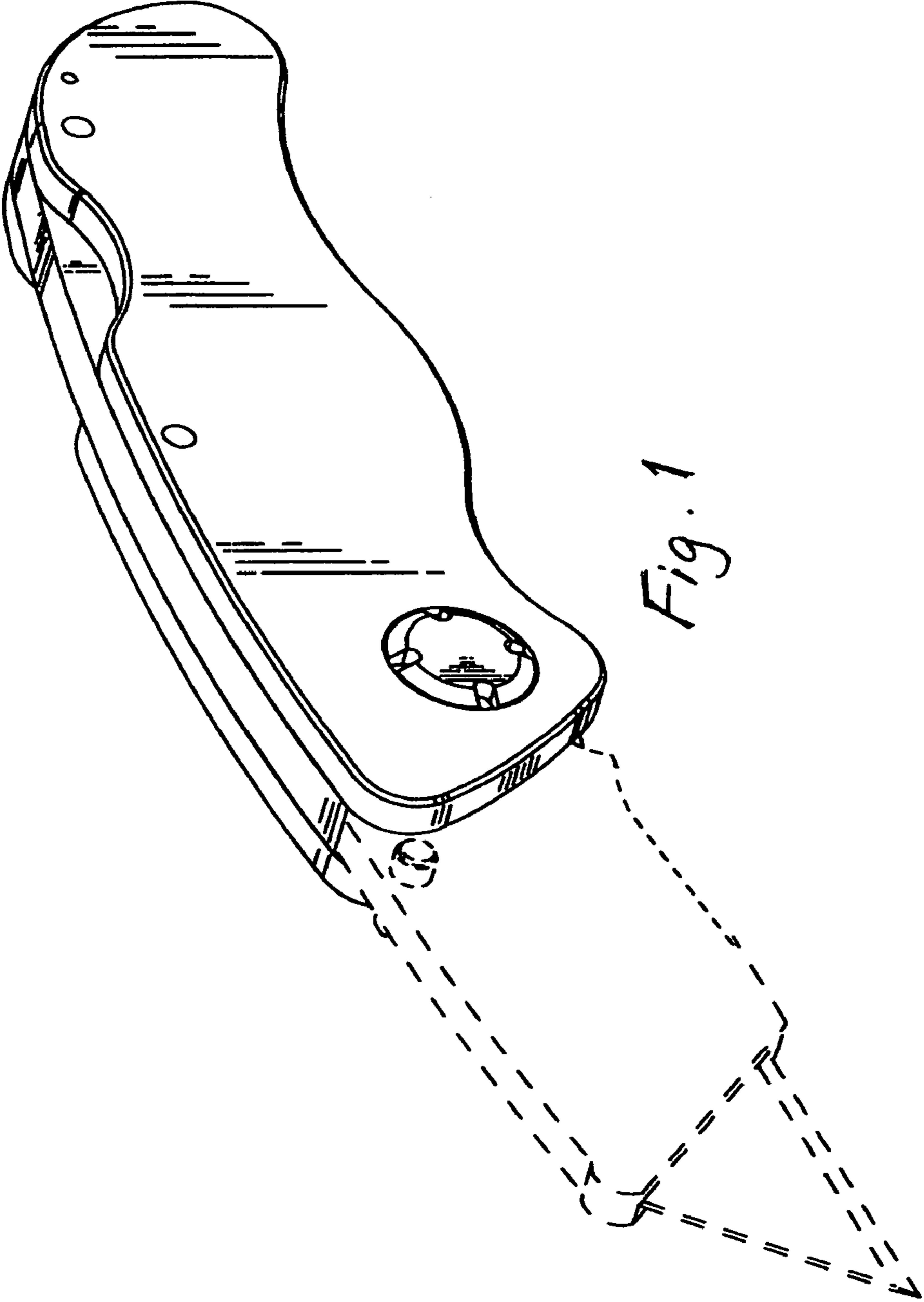


Fig. 1

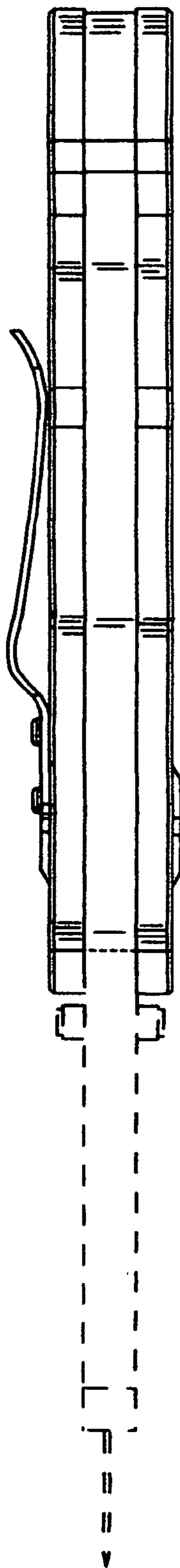


Fig. 2

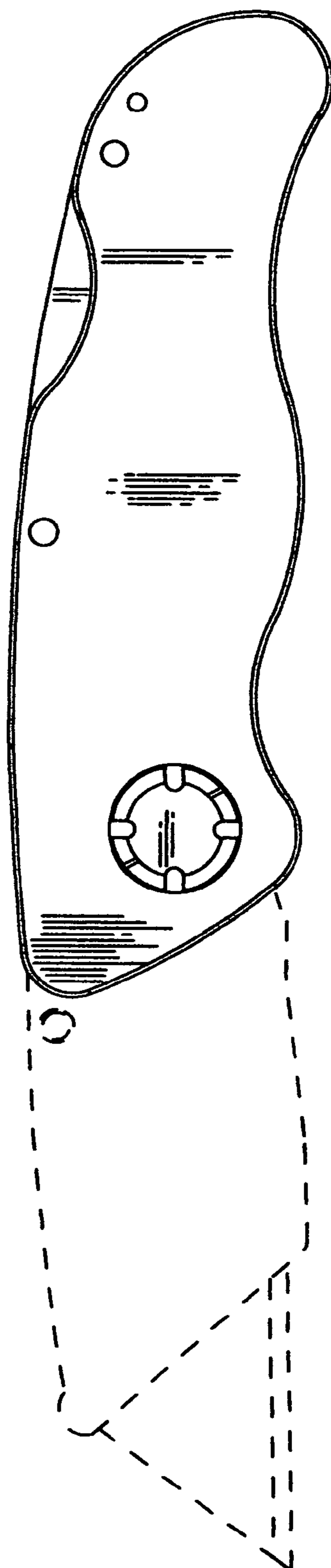


Fig. 3

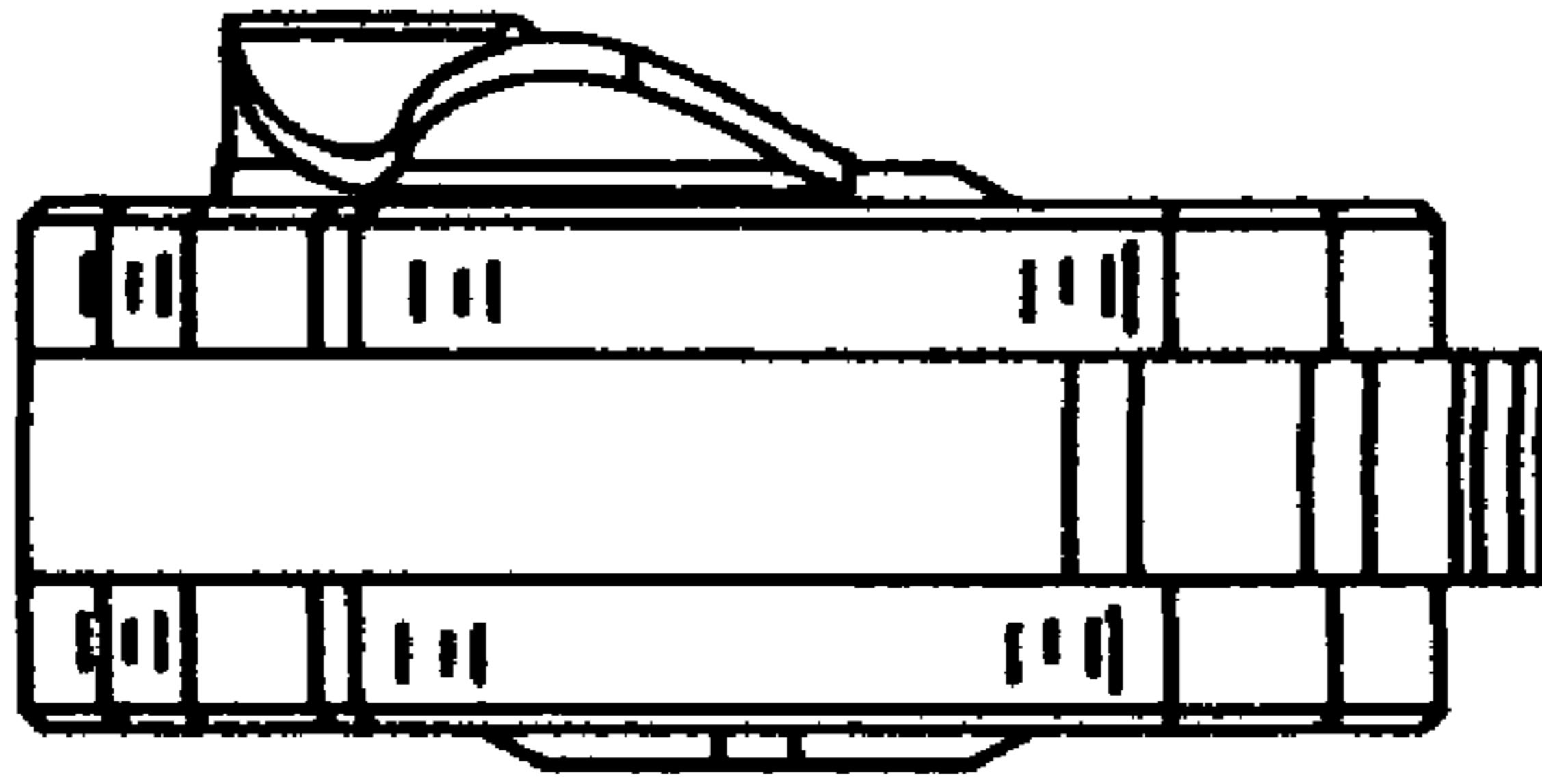


Fig. 5

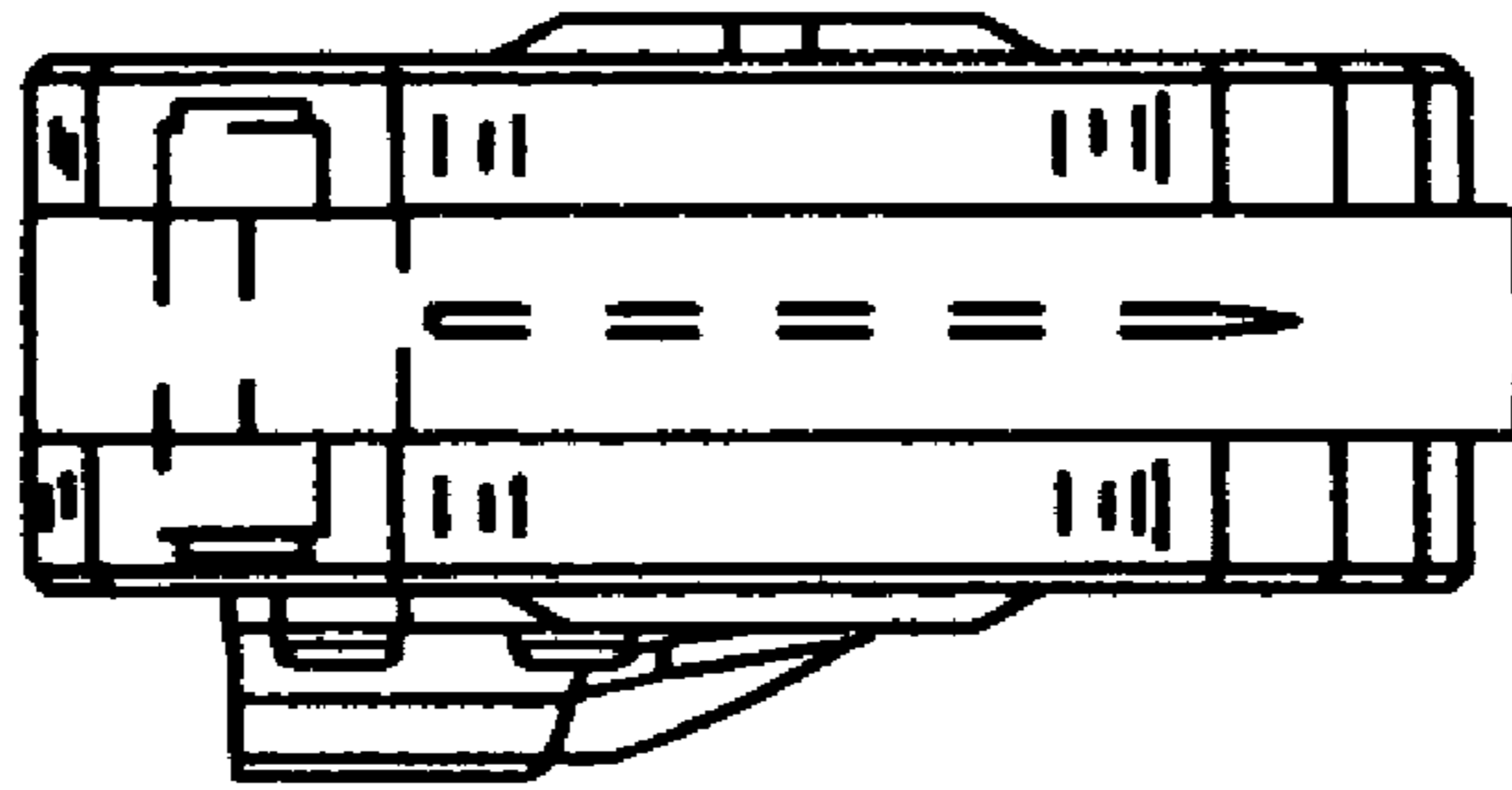


Fig. 4

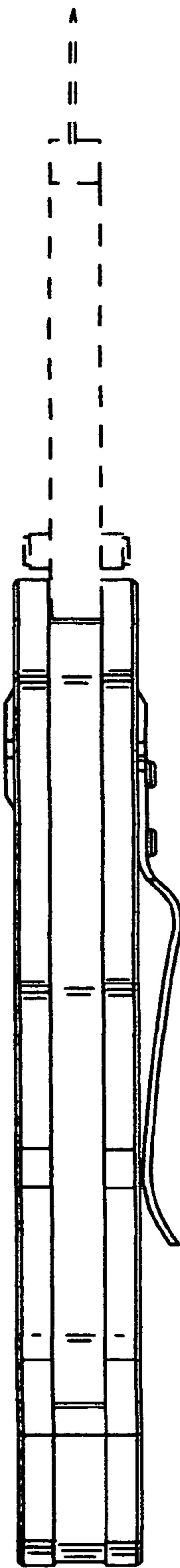


Fig. 6

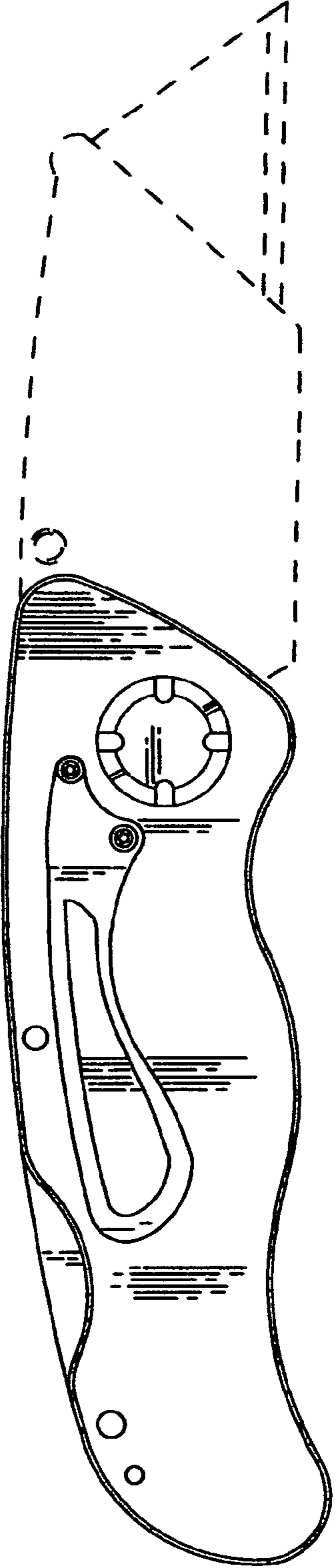


Fig. 7

