



US00D578350S

(12) **United States Design Patent**  
**Eide et al.**

(10) **Patent No.:** **US D578,350 S**  
(45) **Date of Patent:** **\*\* Oct. 14, 2008**

(54) **CUP**  
(75) Inventors: **Anna Eide**, Elmira, NY (US); **Timothy Virkus**, Painted Post, NY (US)  
(73) Assignee: **WKI Holding Company, Inc.**, Rosemont, IL (US)  
(\*\*) Term: **14 Years**  
(21) Appl. No.: **29/273,676**  
(22) Filed: **Mar. 9, 2007**

D390,417 S \* 2/1998 Hsu ..... D7/509  
D423,879 S 5/2000 Lin  
D427,489 S \* 7/2000 Henry ..... D7/536  
D455,049 S \* 4/2002 Kell ..... D7/536  
D461,370 S 8/2002 Seager  
D477,750 S 7/2003 Chuang  
D493,668 S \* 8/2004 Hsu ..... D7/531  
D494,418 S \* 8/2004 Bodum ..... D7/533  
D494,815 S \* 8/2004 Bodum ..... D7/510  
D510,679 S 10/2005 Smith et al.  
D522,805 S 6/2006 Cheng  
D551,510 S \* 9/2007 Serra ..... D7/560  
D551,909 S \* 10/2007 Eide et al. .... D7/565  
2007/0284426 A1 \* 12/2007 Lo ..... 229/403

(51) **LOC (8) Cl.** ..... **07-01**  
(52) **U.S. Cl.** ..... **D7/536; D7/509; D7/531**  
(58) **Field of Classification Search** ..... D7/500,  
D7/509, 523, 524, 527, 531, 536, 622; 220/710,  
220/703, 592.17; 215/387, DIG. 7; 229/400,  
229/402; D34/1

\* cited by examiner

*Primary Examiner*—Philip S Hyder  
*Assistant Examiner*—Cynthia Underwood  
(74) *Attorney, Agent, or Firm*—McDermott Will & Emery LLP

See application file for complete search history.

(57) **CLAIM**

We claim the ornamental design for a cup, as shown and described.

(56) **References Cited**


U.S. PATENT DOCUMENTS

D109,676 S \* 5/1938 Saunders ..... D7/509  
D281,846 S 12/1985 Everhan  
D281,848 S 12/1985 Murai  
D282,330 S 1/1986 McBride  
D283,587 S 4/1986 Otake  
D285,277 S 8/1986 Murai  
D299,605 S 1/1989 Durand  
D338,302 S \* 8/1993 Shafer ..... D34/1  
D372,168 S 7/1996 Seager  
D375,871 S \* 11/1996 Jarvis ..... D7/523  
D383,942 S 9/1997 Rench et al.  
D386,047 S \* 11/1997 Jarvis ..... D7/531  
D389,741 S 1/1998 Barrie, II

**DESCRIPTION**

FIG. 1 is a perspective view of a cup showing the new design;  
FIG. 2 is a top view of the cup shown in FIG. 1;  
FIG. 3 is a front view of the cup shown in FIG. 1, the rear view being a mirror image thereof;  
FIG. 4 left side view of the cup shown in FIG. 1;  
FIG. 5 right side view of the cup shown in FIG. 1; and,  
FIG. 6 is a bottom view of the cup shown in FIG. 1.

**1 Claim, 3 Drawing Sheets**






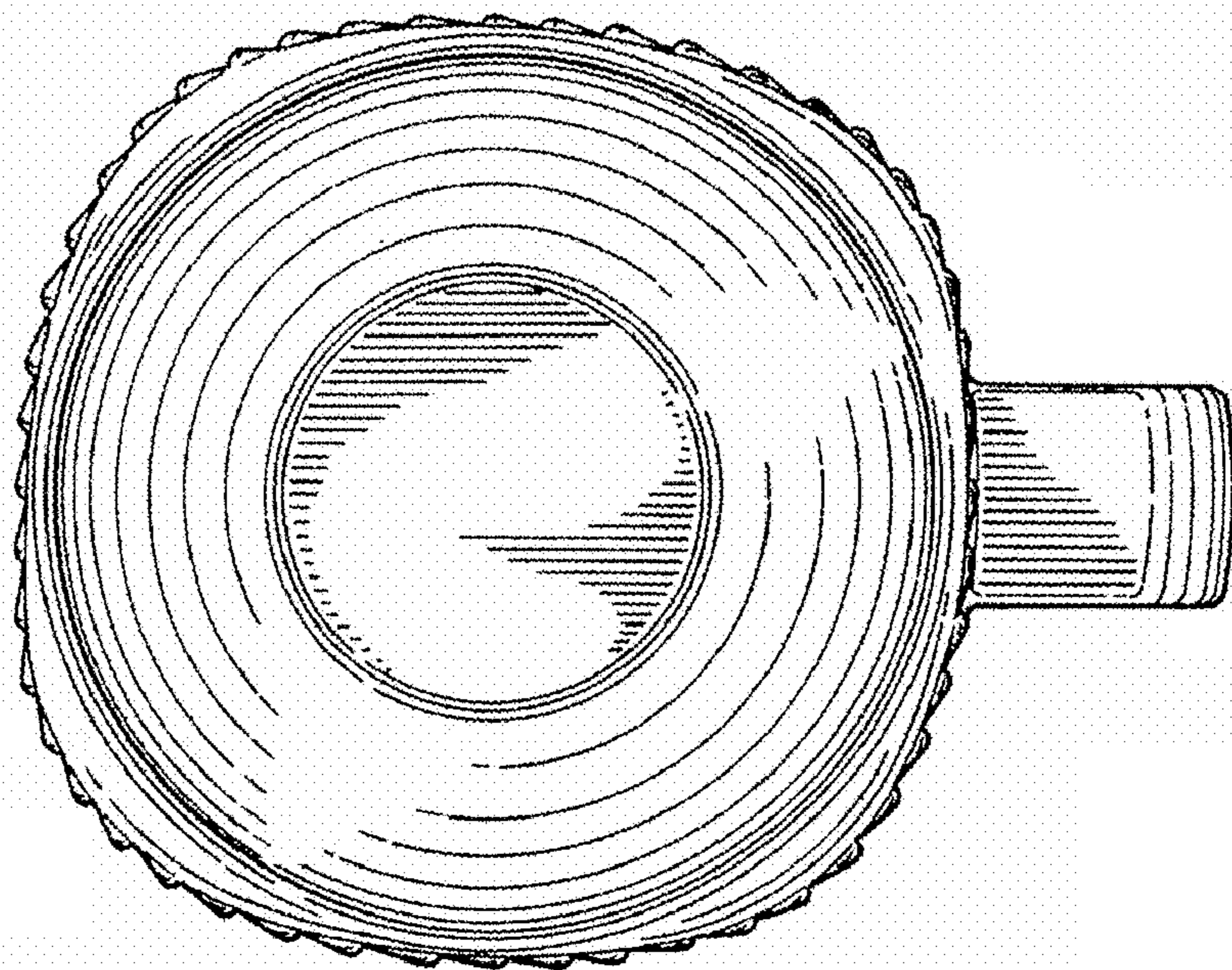



FIG. 1

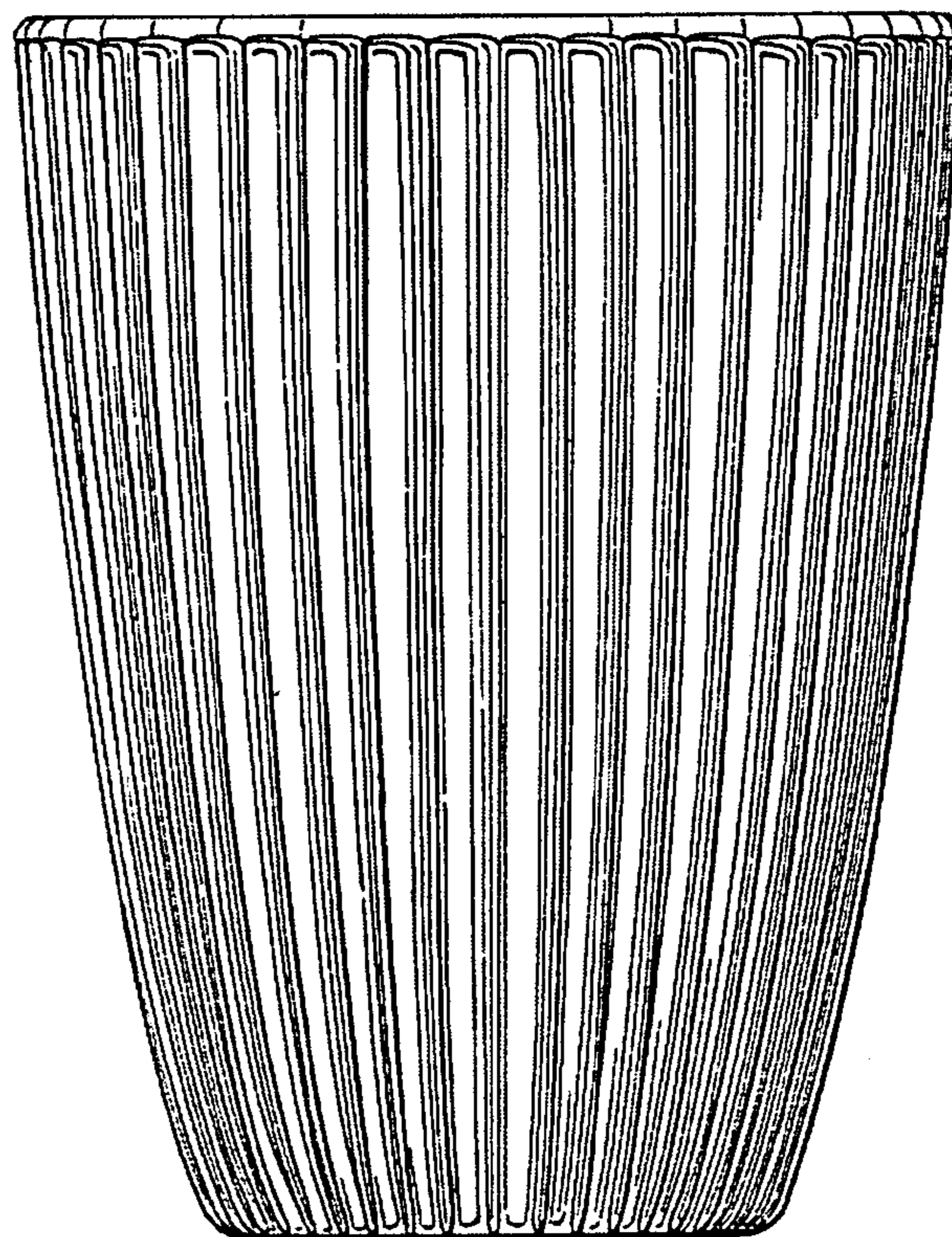
FIG. 2





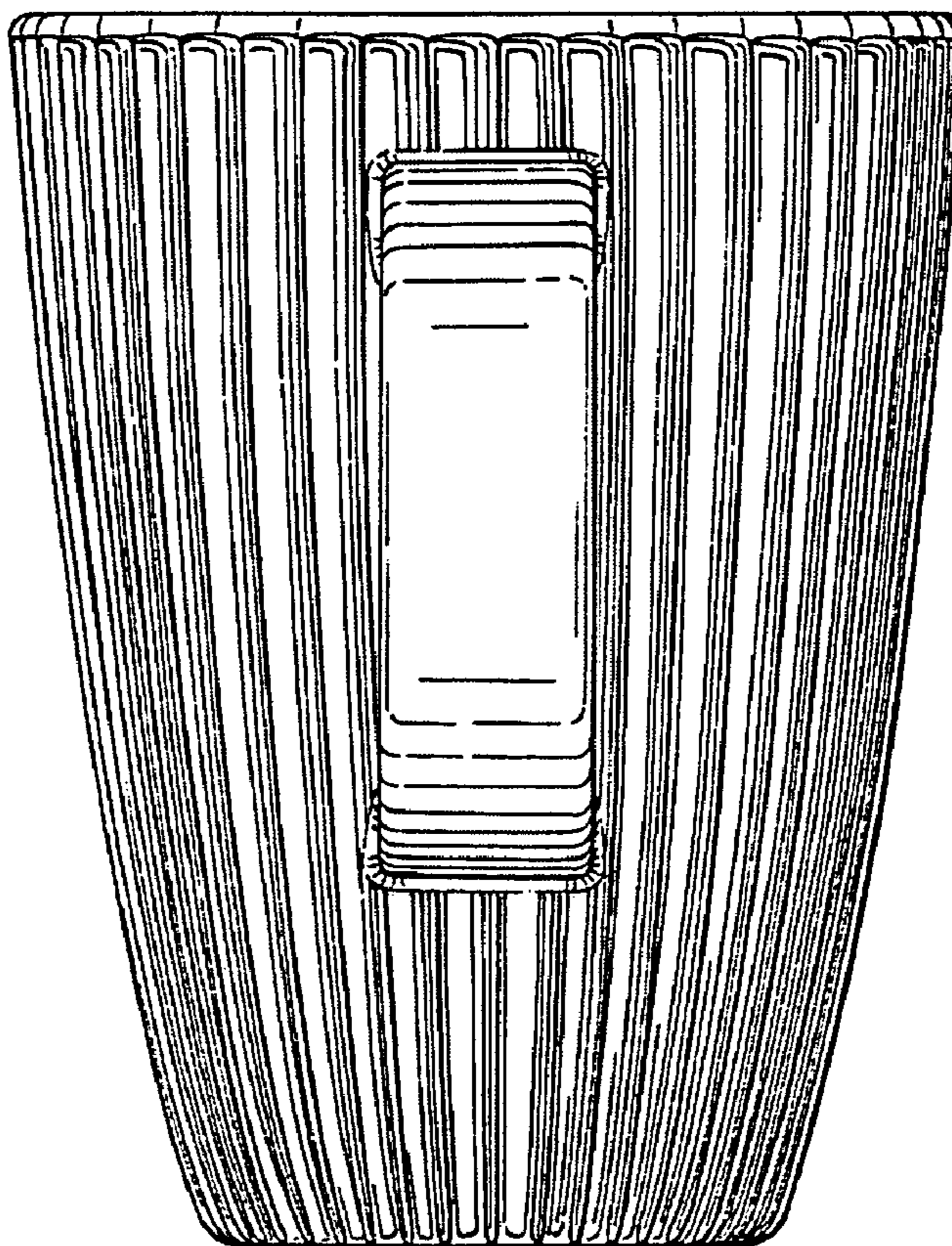


*FIG. 3*



*FIG. 4*

*FIG. 5*



*FIG. 6*

