



US00D578333S

(12) **United States Design Patent**  
**Baron**

(10) **Patent No.:** **US D578,333 S**  
(45) **Date of Patent:** **\*\* Oct. 14, 2008**

(54) **DRINKING STRAW**

(75) Inventor: **Peter Baron**, New South Wales (AU)

(73) Assignee: **Unistraw Patent Holdings Limited**  
(MY)

(\*\*) Term: **14 Years**

(21) Appl. No.: **29/284,184**

(22) Filed: **Aug. 31, 2007**

(30) **Foreign Application Priority Data**

Jun. 12, 2007 (AU) ..... 18337/2007  
Jun. 12, 2007 (AU) ..... 18339/2007

(51) **LOC (8) Cl.** ..... **07-06**

(52) **U.S. Cl.** ..... **D7/300.2**

(58) **Field of Classification Search** ..... D7/300.2,  
D7/507, 509, 510, 619.1-625; D9/716, 717;  
D24/108; 215/229, 388, 389; 206/216; 239/16,  
239/24-33; 426/35, 85; 433/91, 96  
See application file for complete search history.

(56) **References Cited**

**U.S. PATENT DOCUMENTS**

5,094,861	A *	3/1992	D'Auguste et al.	426/85
5,156,335	A *	10/1992	Smith et al.	239/33
5,989,590	A *	11/1999	Wong et al.	424/473
6,109,538	A *	8/2000	Villani et al.	239/33
6,333,050	B2 *	12/2001	Wong et al.	424/473
6,482,451	B1 *	11/2002	Baron	426/85
D487,375	S *	3/2004	Bengtsson et al.	D7/300.2
D497,509	S *	10/2004	Nelson	D7/300.2
D497,764	S *	11/2004	Nelson	D7/300.2
2003/0203075	A1 *	10/2003	Taylor	426/85
2007/0034708	A1 *	2/2007	Pearson	239/33

\* cited by examiner

*Primary Examiner*—Holly H. Baynham

*Assistant Examiner*—Cynthia M Chin

(74) *Attorney, Agent, or Firm*—Banner & Witcoff, Ltd.

(57) **CLAIM**

The ornamental design for a drinking straw, as shown and described.

**DESCRIPTION**

FIG. 1 is a top plan view of a drinking straw showing a first embodiment of my new design; the bottom plan view being a mirror image thereof;

FIG. 2 is a perspective view thereof;

FIG. 3 is a front view thereof; the rear view being a mirror image thereof;

FIG. 4 is a left side view thereof; the right side view being a mirror image thereof;

FIG. 5 is a perspective view thereof in a bent configuration;

FIG. 6 is a top plan view of a drinking straw showing a variant embodiment of the drinking straw of FIGS. 1-5 with a fixed length; the bottom plan view being a mirror image thereof;

FIG. 7 is a perspective view thereof;

FIG. 8 is a front view thereof; the rear view being a mirror image thereof;

FIG. 9 is a left side view thereof; the right side view being a mirror image thereof;

FIG. 10 is a top plan view of a drinking straw showing a second variant embodiment of the drinking straw of FIGS. 1-5 with a fixed length; the bottom plan view being a mirror image thereof;

FIG. 11 is a perspective view thereof;

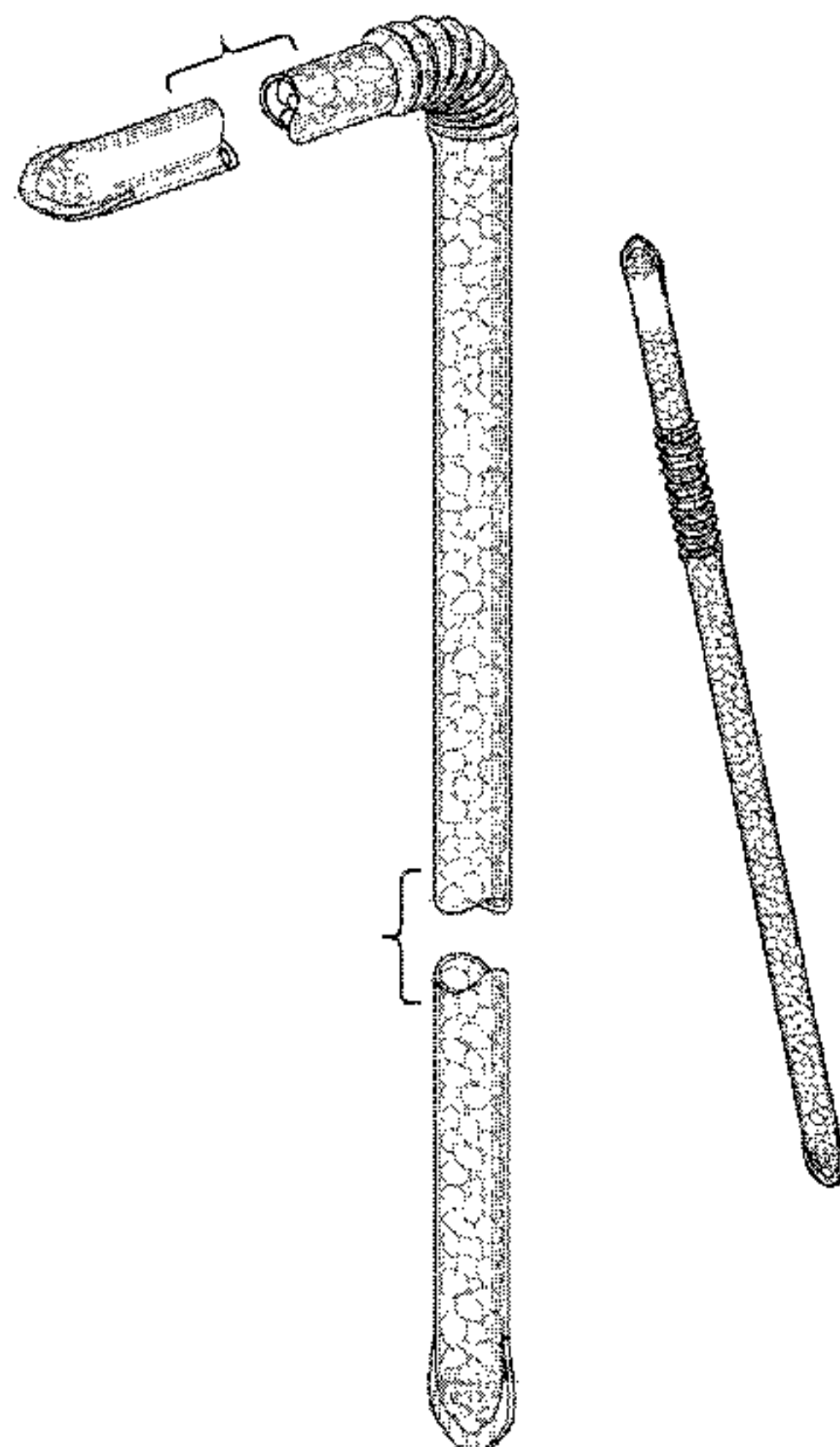
FIG. 12 is a front view thereof; the rear view being a mirror image thereof; and,

FIG. 13 is a left side view thereof; the right side view being a mirror image thereof.

The broken line showing of the holes in the top and the bottom of the drinking straw is for illustrative purposes only and forms no part of the claimed design.

Portions of the straw are shown separated and bound by a bracket to indicate indeterminate length.

**1 Claim, 4 Drawing Sheets**



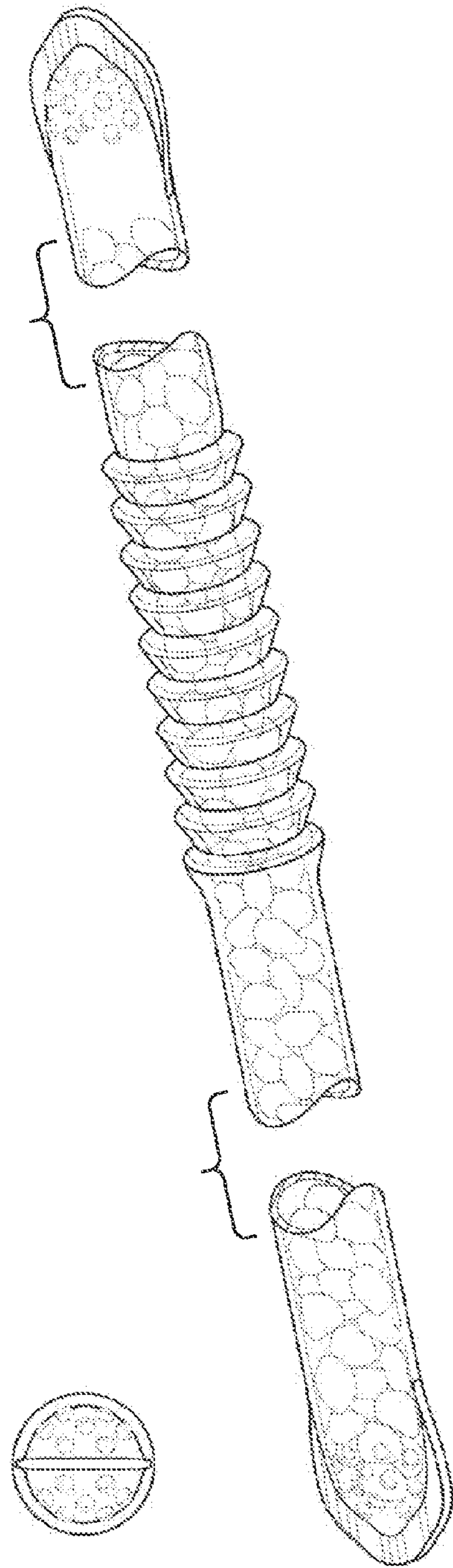


FIG. 1

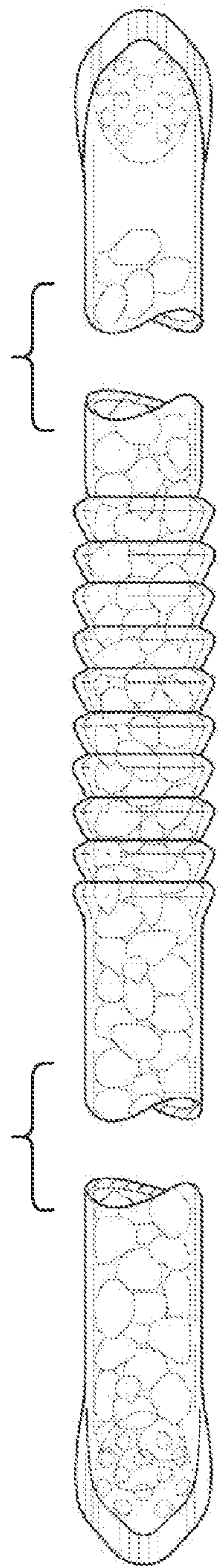


FIG. 2

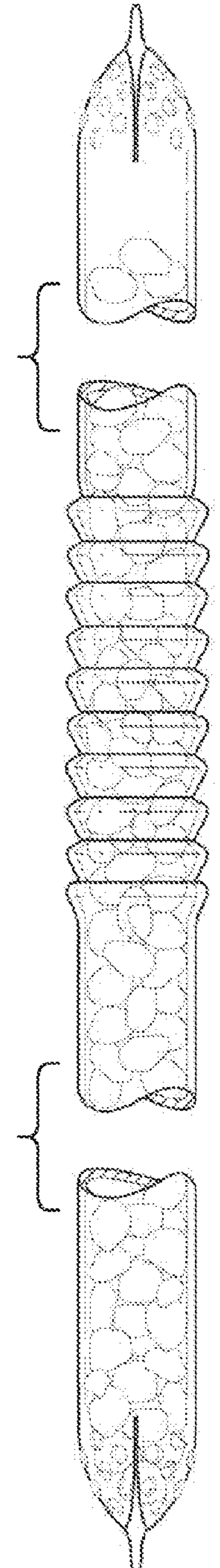


FIG. 3

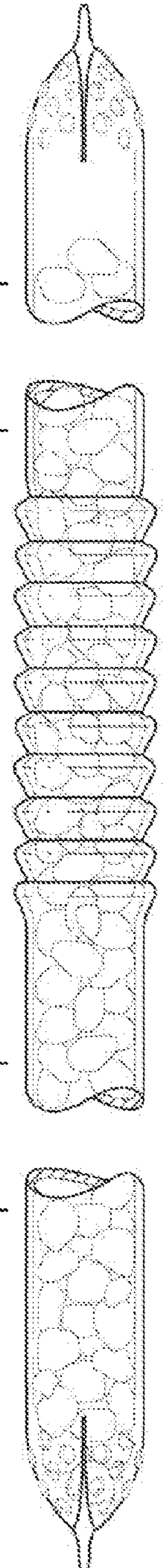


FIG. 4

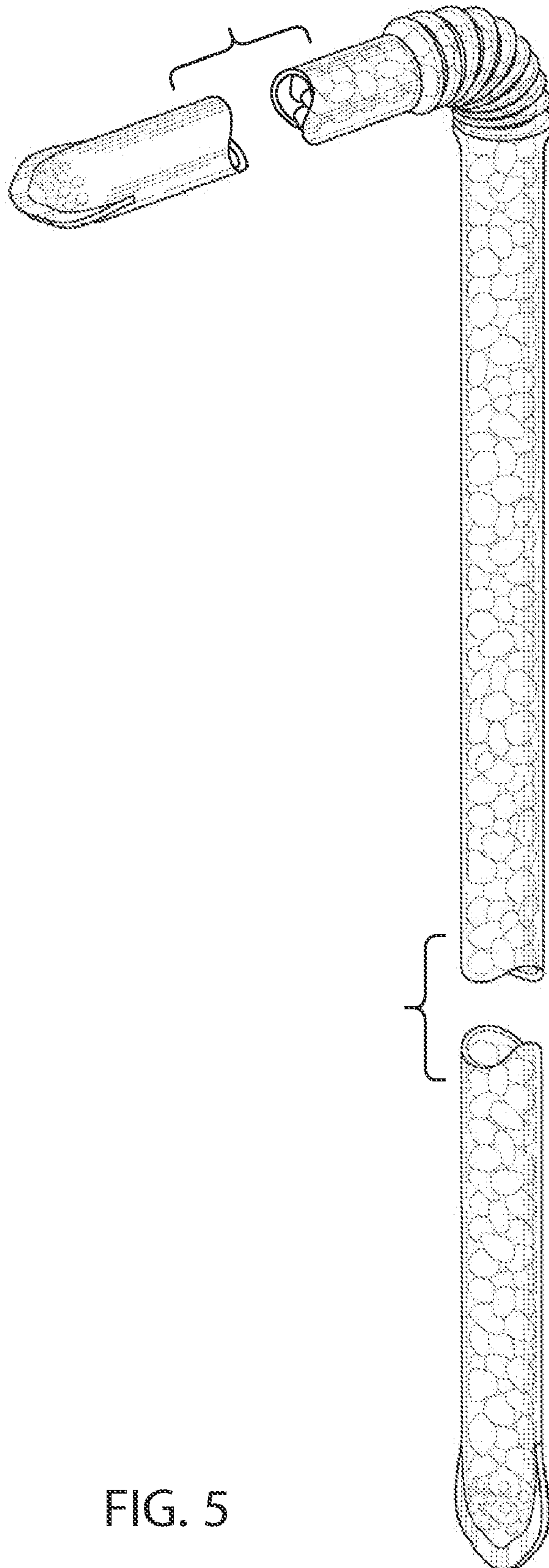


FIG. 5



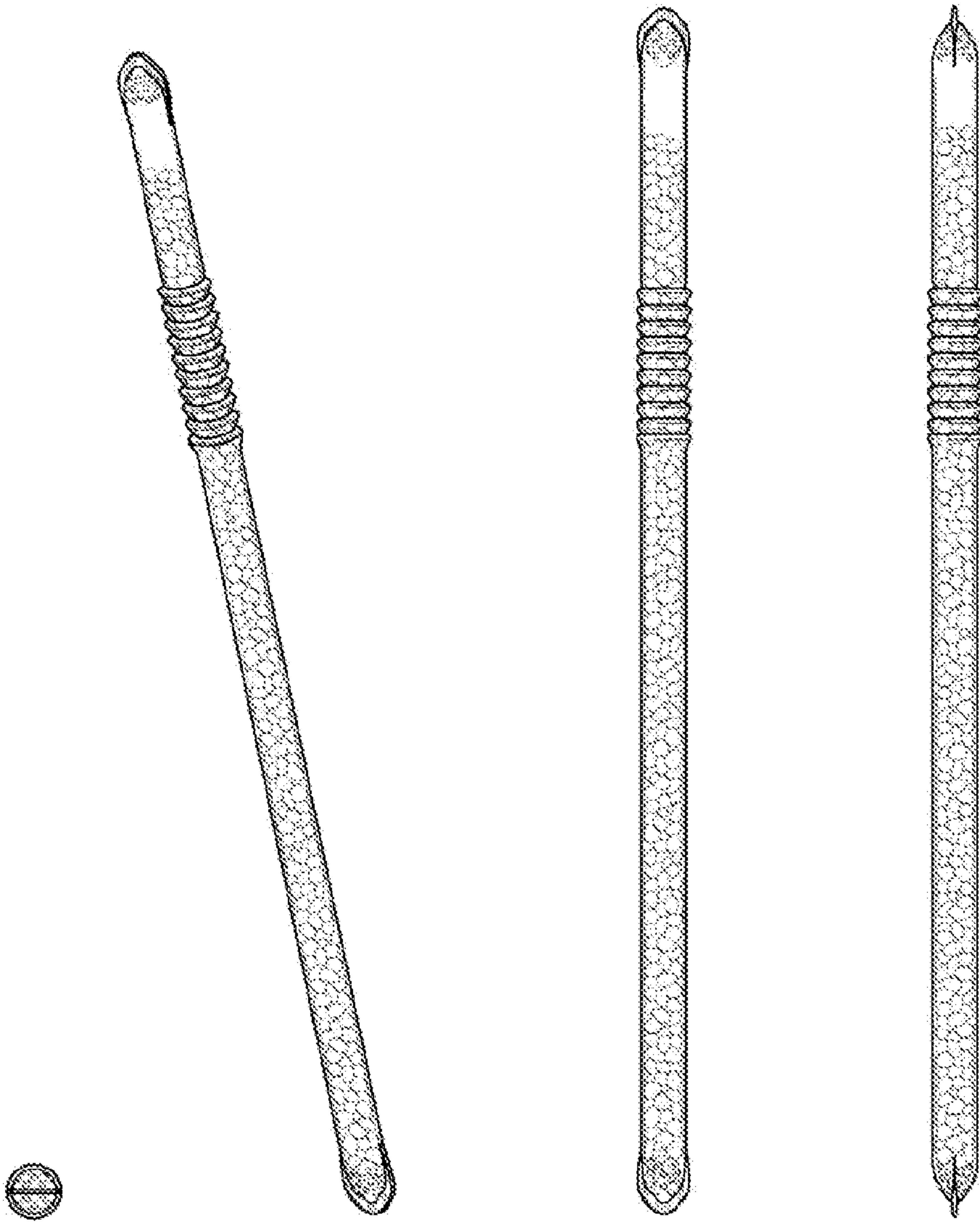


FIG. 6

FIG. 7

FIG. 8

FIG. 9

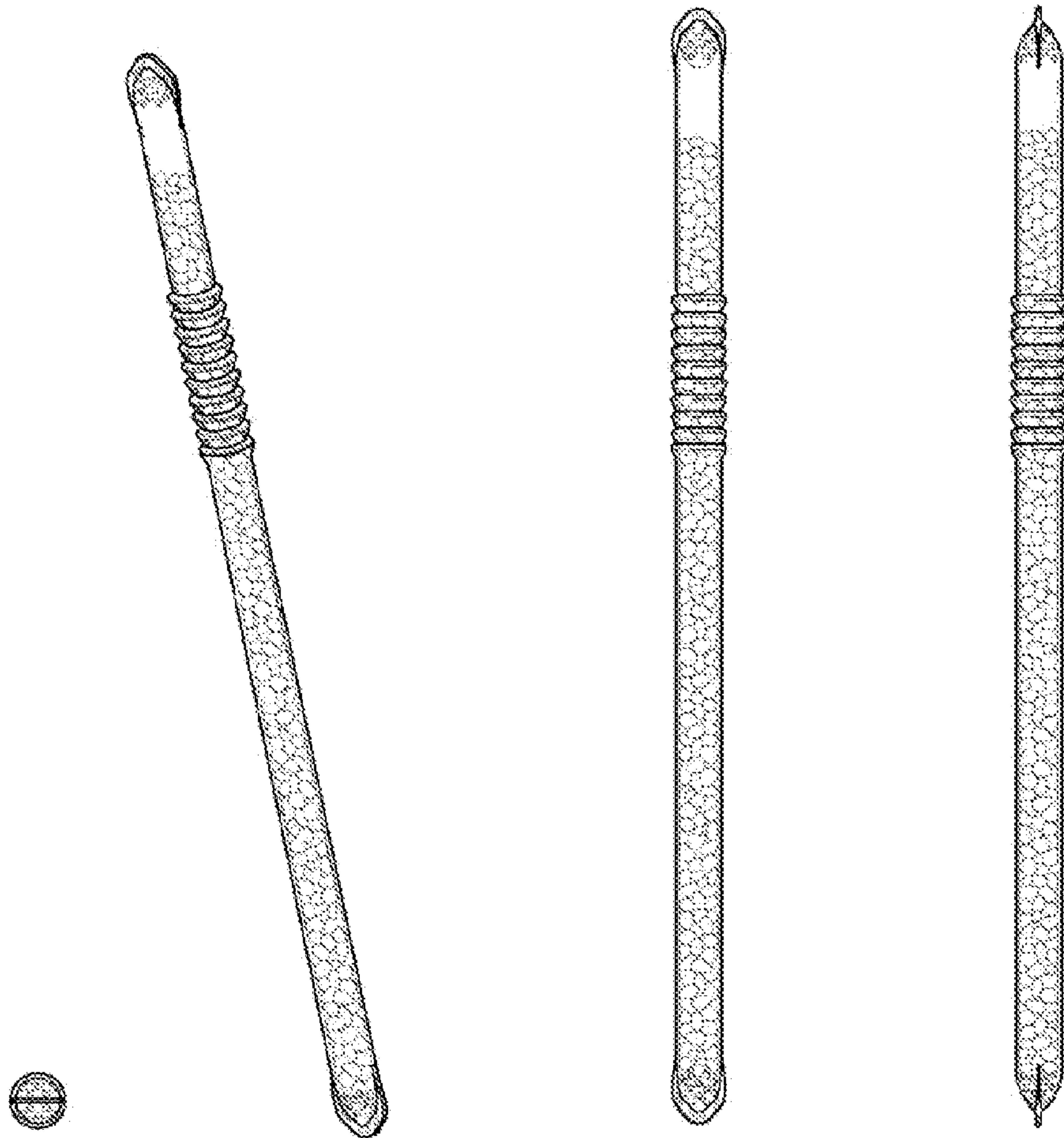


FIG. 10

FIG. 11

FIG. 12

FIG. 13