



US00D578317S

(12) **United States Design Patent**
Natuzzi

(10) **Patent No.:** **US D578,317 S**
(45) **Date of Patent:** **** Oct. 14, 2008**

(54) **CHAIR**

(75) Inventor: **Pasquale Natuzzi**, Santeramo in Colle
Bari (IT)

(73) Assignee: **Natuzzi S.p.A.**, Bari (IT)

(**) Term: **14 Years**

(21) Appl. No.: **29/297,668**

(22) Filed: **Nov. 15, 2007**

(51) **LOC (8) Cl.** **06-01**

(52) **U.S. Cl.** **D6/381**

(58) **Field of Classification Search** D6/334,
D6/335, 361, 367, 369, 370, 371, 372, 374,
D6/375, 381, 491, 500-502; 297/445.1,
297/446.1, 118, 119, 232, 233, 440.1, 440.14,
297/440.15; 5/12.1, 12.2

See application file for complete search history.

(56) **References Cited**

U.S. PATENT DOCUMENTS

D485,687 S * 1/2004 Natuzzi D6/334
D488,628 S * 4/2004 Natuzzi D6/334
D489,908 S * 5/2004 Ricci D6/334

D505,277 S * 5/2005 Tapinassi et al. D6/371
D541,064 S * 4/2007 Miller et al. D6/367
D551,869 S * 10/2007 Zambelli D6/367
D555,368 S * 11/2007 Wieland D6/334
D570,129 S * 6/2008 Natuzzi D6/381
D571,563 S * 6/2008 Natuzzi D6/334

* cited by examiner

Primary Examiner—Sandra Snapp

(74) *Attorney, Agent, or Firm*—Egbert Law Offices

(57) **CLAIM**

The ornamental design for a chair, as shown and described.

DESCRIPTION

FIG. 1 is a front elevation view of the chair showing my design.

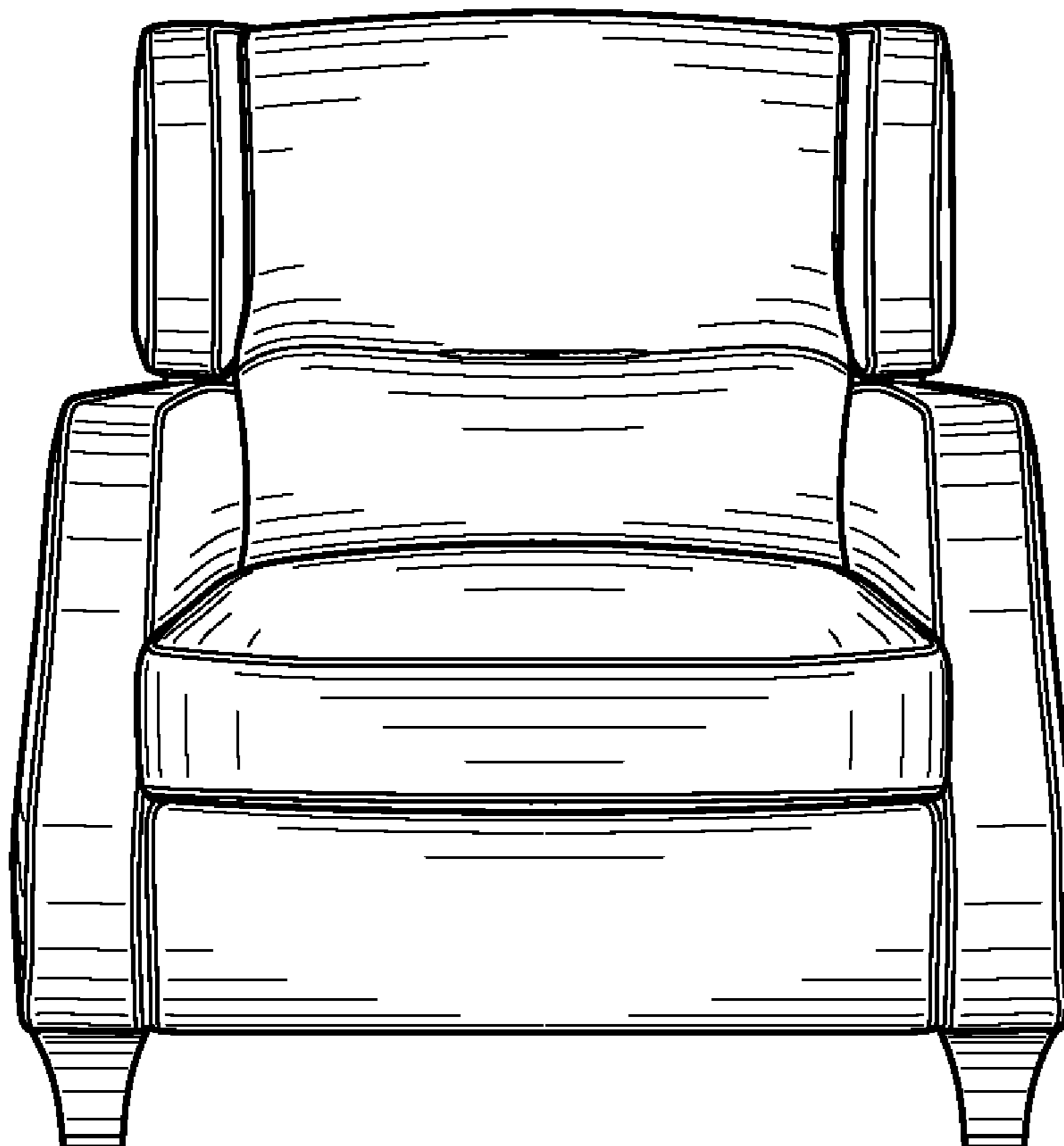
FIG. 2 is top plan view thereof;

FIG. 3 is a back view thereof; and,

FIG. 4 is a side view thereof, an opposite side view being a mirror image thereof.

The broken lines shown on the chair are understood to represent stitching.

1 Claim, 2 Drawing Sheets






FIG. 1

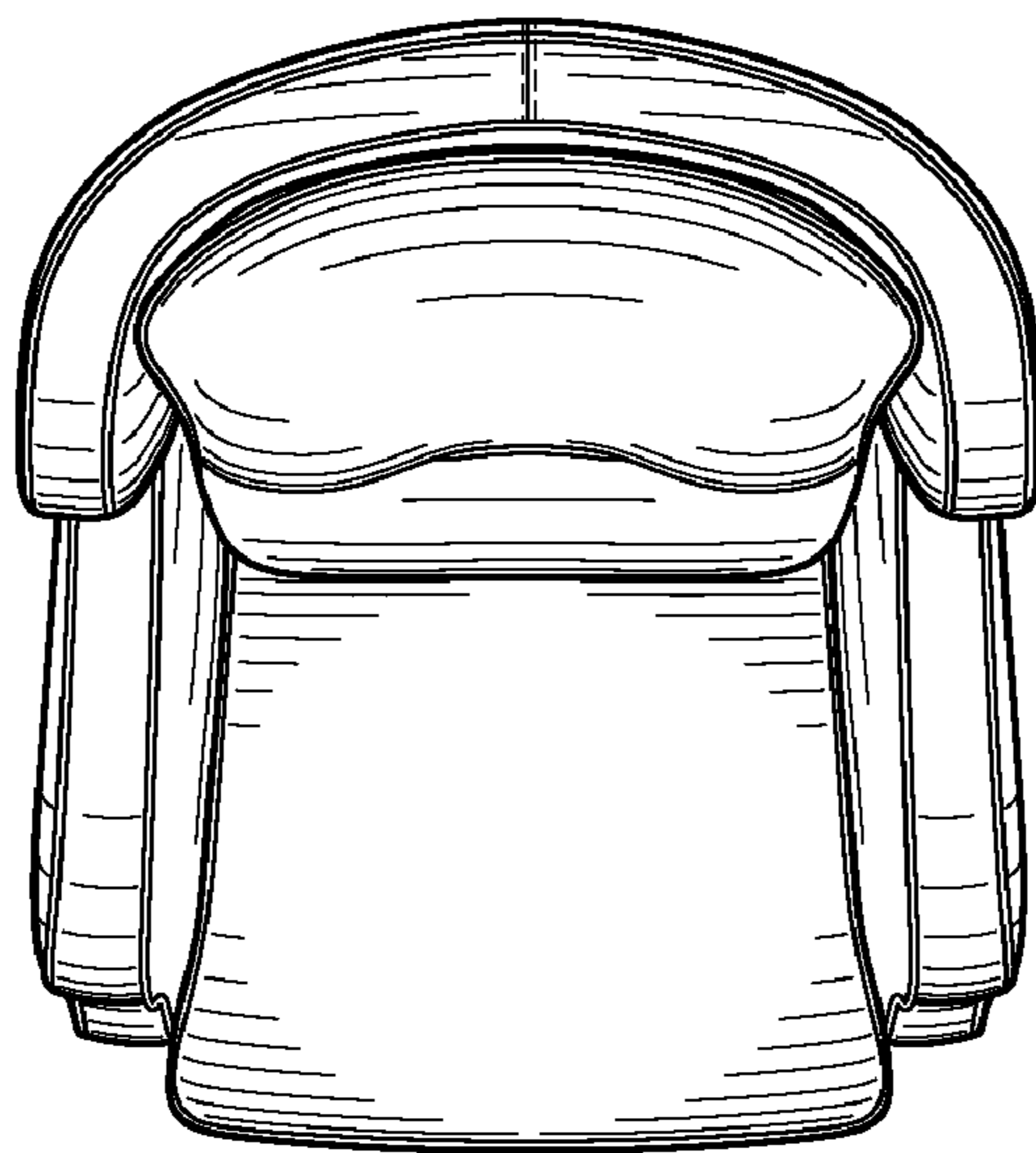


FIG. 2




FIG. 3




FIG. 4