



US00D578281S

(12) **United States Design Patent**
Duffy

(10) **Patent No.:** **US D578,281 S**
(45) **Date of Patent:** **** Oct. 14, 2008**

- (54) **FOOTWEAR SOLE**
- (75) Inventor: **Gregg Duffy**, Essex Junction, VT (US)
- (73) Assignee: **Wolverine World Wide, Inc.**, Rockford, MI (US)
- (**) Term: **14 Years**
- (21) Appl. No.: **29/293,054**
- (22) Filed: **Nov. 7, 2007**
- (51) **LOC (8) Cl.** **02-04**
- (52) **U.S. Cl.** **D2/953; D2/951; D2/954; D2/957; D2/959; D2/960**
- (58) **Field of Classification Search** D2/902, D2/947, 951, 952, 953, 954, 955, 956, 957, D2/959, 960, 962; 36/117.3, 126, 127, 134, 36/7.7, 7.6, 59 C, 59 A, 67 A, 25 R
See application file for complete search history.

- D546,532 S 7/2007 Matis et al.
- D551,433 S * 9/2007 Loverin D2/953
- D552,835 S 10/2007 Belley et al.
- D566,935 S * 4/2008 Matis et al. D2/956
- D566,938 S * 4/2008 Matis et al. D2/957
- D569,086 S * 5/2008 Le D2/957
- D570,583 S * 6/2008 Belley et al. D2/956

OTHER PUBLICATIONS

Merrell Spring Performance Footwear 2000 Catalog, p. 41.

* cited by examiner

Primary Examiner—Celia A Murphy

(74) *Attorney, Agent, or Firm*—Warner Norcross & Judd LLP

(56) **References Cited**

U.S. PATENT DOCUMENTS

- 4,569,142 A * 2/1986 Askinasi 36/134
- D303,996 S * 10/1989 Feller D2/955
- D447,616 S 9/2001 Bandini et al.
- D447,854 S 9/2001 Rogers
- D481,854 S * 11/2003 Belley et al. D2/953
- D487,331 S 3/2004 Rogers et al.
- D487,617 S * 3/2004 Akhidime D2/957
- D492,095 S * 6/2004 Sanchez et al. D2/896
- D498,904 S * 11/2004 Lee D2/953
- D504,005 S 4/2005 Schoenborn et al.
- D504,757 S 5/2005 Schoenborn et al.
- D512,818 S * 12/2005 Mitani et al. D2/953
- D512,819 S * 12/2005 Usuki et al. D2/953
- D518,279 S 4/2006 Schoenborn et al.

(57) **CLAIM**

The ornamental design for footwear sole, as shown and described.

DESCRIPTION

FIG. 1 is a perspective view of the footwear sole embodying the new design;

FIG. 2 is a bottom view thereof;

FIG. 3 is a right side view thereof;

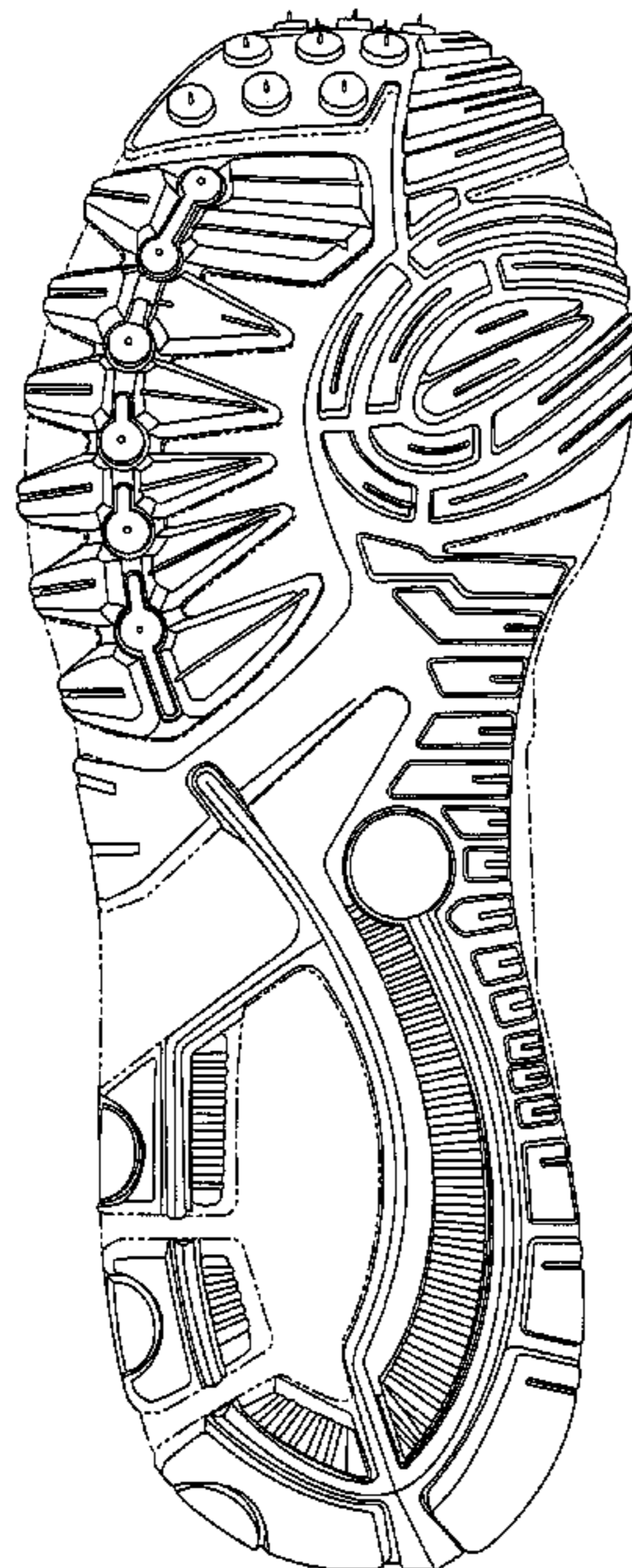
FIG. 4 is a left side view thereof;

FIG. 5 is a front view thereof; and,

FIG. 6 is a rear view thereof.

FIGS. 1–6 show features of an article of footwear in phantom lines. These features are shown for environmental purposes and do not form any part of the claimed design. Further, the phantom lines immediately adjacent the solid-line portions of the design form the boundary of the design, with the phantom lines forming no part of the claimed design.

1 Claim, 4 Drawing Sheets



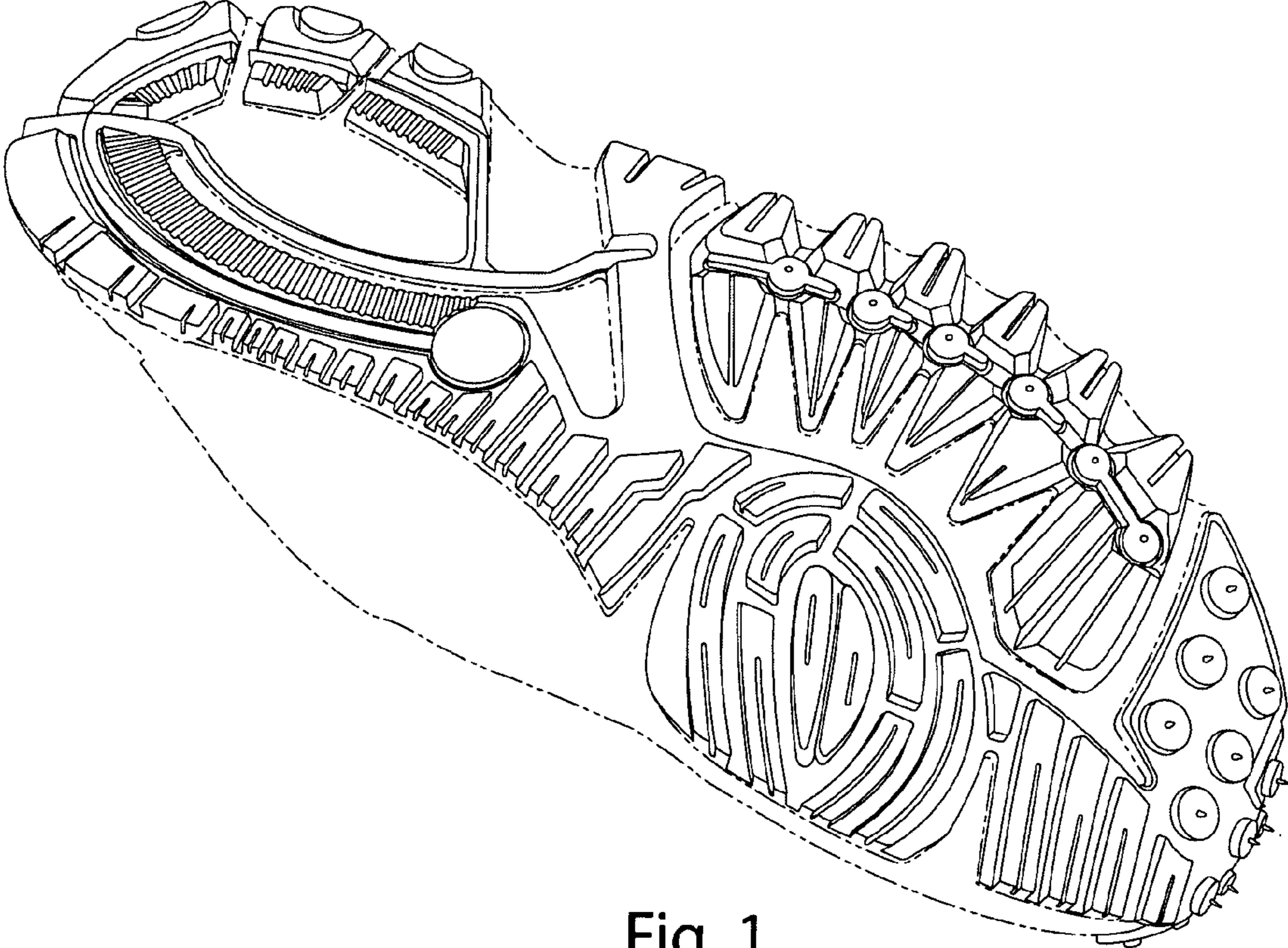


Fig. 1

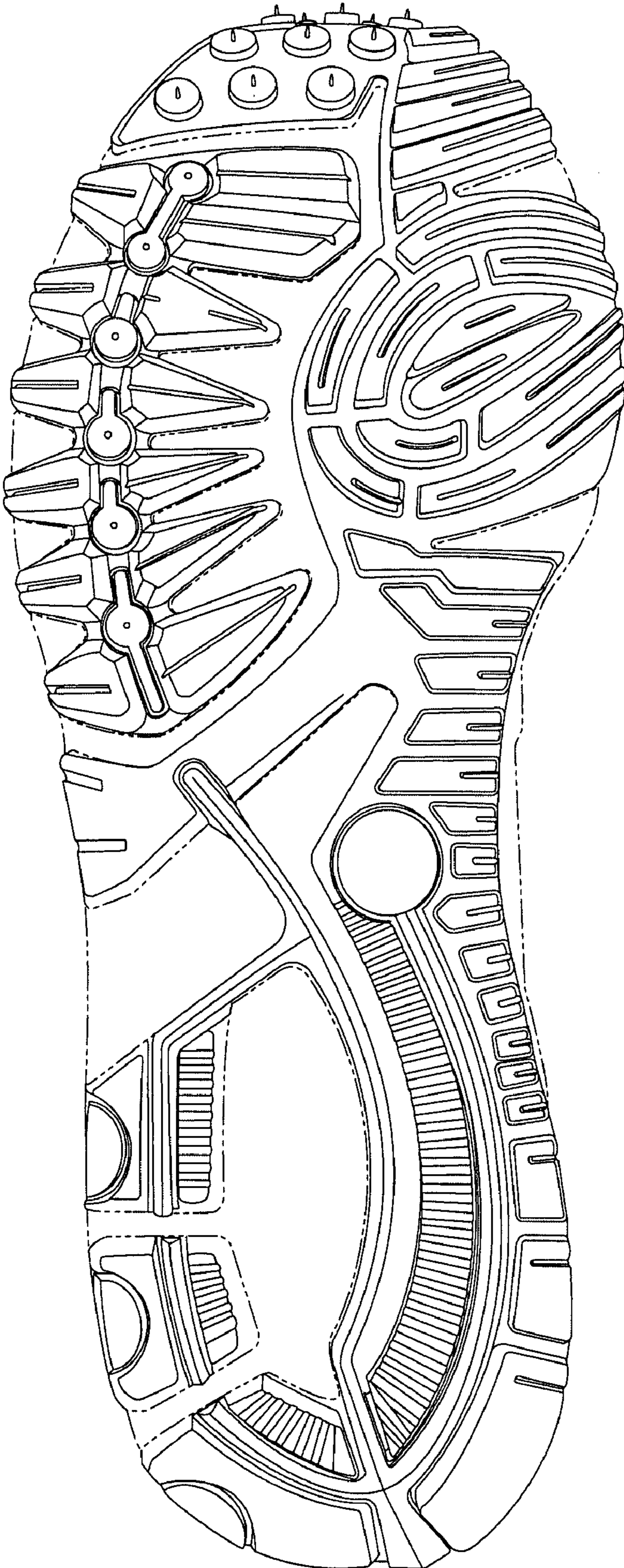


Fig. 2




Fig. 3




Fig. 4

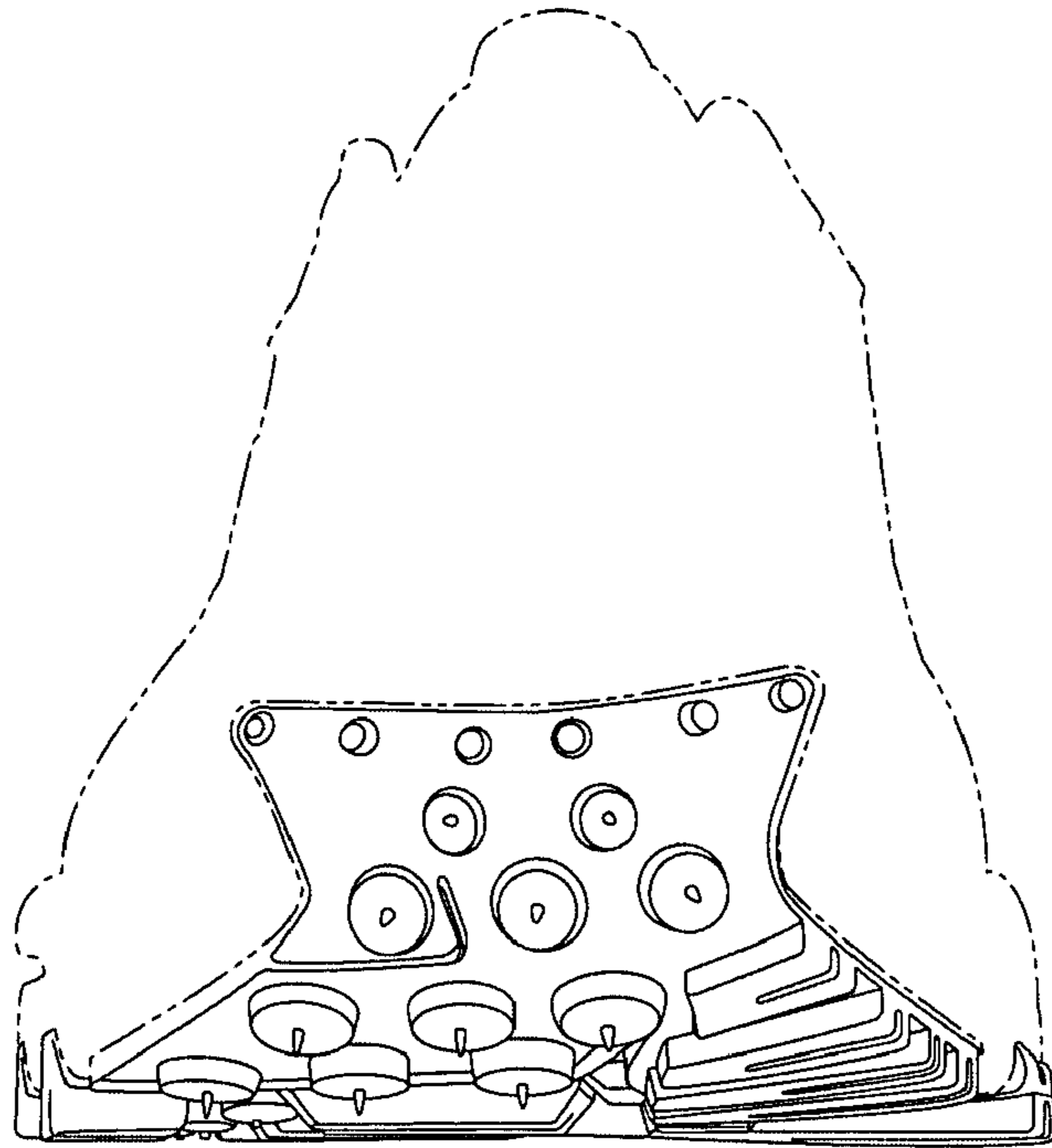


Fig. 5




Fig. 6