



US00D578280S

(12) **United States Design Patent**  
**Wilken**

(10) **Patent No.:** **US D578,280 S**  
(45) **Date of Patent:** **\*\* Oct. 14, 2008**

(54) **SHOE SOLE**

(75) Inventor: **Doug D. Wilken**, Hillsboro, OR (US)

(73) Assignee: **Nike, Inc.**, Beaverton, OR (US)

(\*\*) Term: **14 Years**

(21) Appl. No.: **29/284,654**

(22) Filed: **Sep. 12, 2007**

(51) **LOC (8) Cl.** ..... **02-04**

(52) **U.S. Cl.** ..... **D2/952; D2/951; D2/953**

(58) **Field of Classification Search** ..... D2/902,  
D2/946-948, 951-958, 960; 36/3 B, 22 R,  
36/24.5, 25 R, 32 R, 67 A, 59 C, 103, 105,  
36/106, 110, 117.3

See application file for complete search history.

(56) **References Cited**

**U.S. PATENT DOCUMENTS**

D15,185 S *	8/1884	Brooks	.....	D2/951
1,524,782 A *	2/1925	Clarke	.....	36/59 R
1,677,013 A *	7/1928	Bateman	.....	36/32 R
D171,130 S *	12/1953	Gruner	.....	D2/955
D201,865 S *	8/1965	Evans	.....	D2/955
D225,595 S *	12/1972	McCarthy	.....	D2/952
D266,372 S *	10/1982	Stubblefield	.....	D2/954
D272,200 S *	1/1984	Autry et al.	.....	D2/958
D323,421 S *	1/1992	Lucarelli	.....	D2/957
D327,975 S *	7/1992	Saito et al.	.....	D2/962
D327,977 S *	7/1992	Hallenbeck	.....	D2/955

D331,491 S *	12/1992	Ohno	.....	D2/955
D332,862 S *	2/1993	Kiyosawa et al.	.....	D2/959
D343,054 S *	1/1994	Tonkel	.....	D2/955
D366,956 S *	2/1996	Gay	.....	D2/961
D394,940 S *	6/1998	Vint	.....	D2/955
D394,943 S *	6/1998	Campbell et al.	.....	D2/956
D422,781 S *	4/2000	McCourt	.....	D2/957
D439,031 S *	3/2001	Matis et al.	.....	D2/959
D440,033 S *	4/2001	Neely	.....	D2/955
D464,188 S *	10/2002	Lozano	.....	D2/956
D483,175 S *	12/2003	Robinson et al.	.....	D2/954
D497,705 S *	11/2004	Turner	.....	D2/954
D524,017 S *	7/2006	Burg	.....	D2/954
D552,835 S *	10/2007	Belley et al.	.....	D2/955

\* cited by examiner

*Primary Examiner*—Celia A. Murphy

(74) *Attorney, Agent, or Firm*—Banner & Witcoff, Ltd.

(57) **CLAIM**

The ornamental design for a shoe sole, as shown and described.

**DESCRIPTION**

FIG. 1 is a bottom front perspective view of a shoe sole showing my new design;

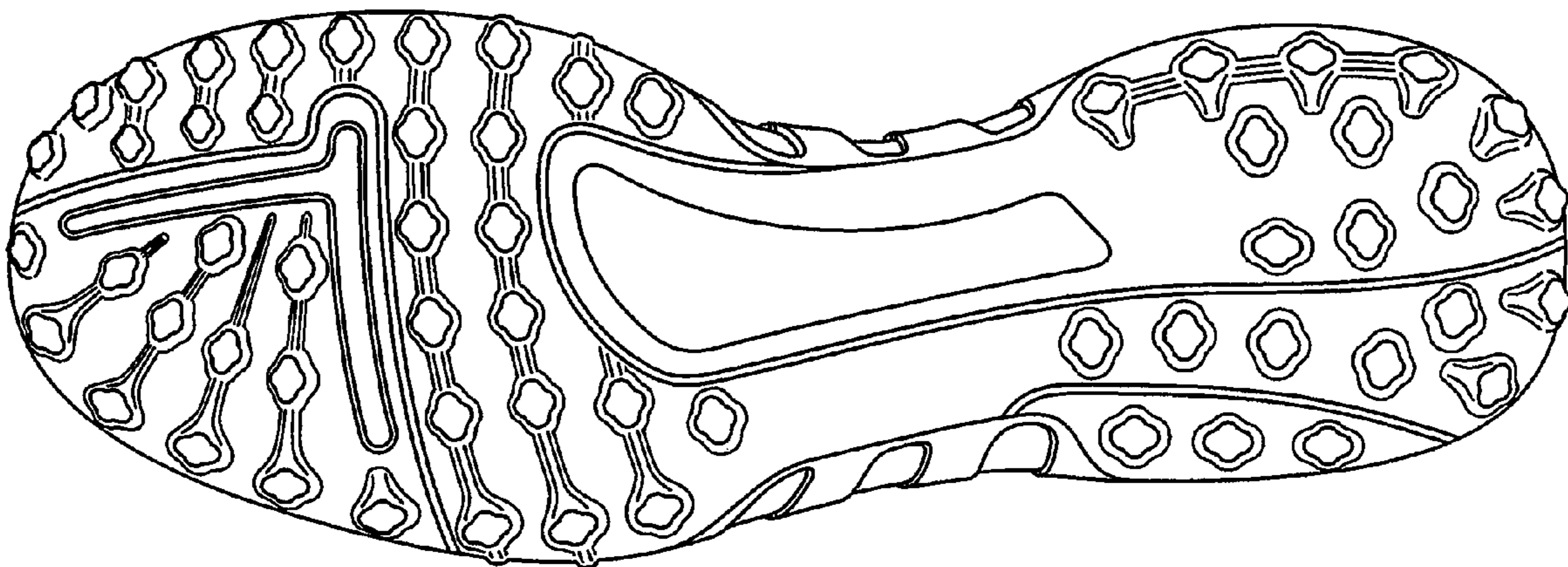
FIG. 2 is a bottom rear perspective view thereof;

FIG. 3 is a bottom view thereof;

FIG. 4 is a lateral side view thereof; and,

FIG. 5 is a medial side view thereof.

**1 Claim, 5 Drawing Sheets**



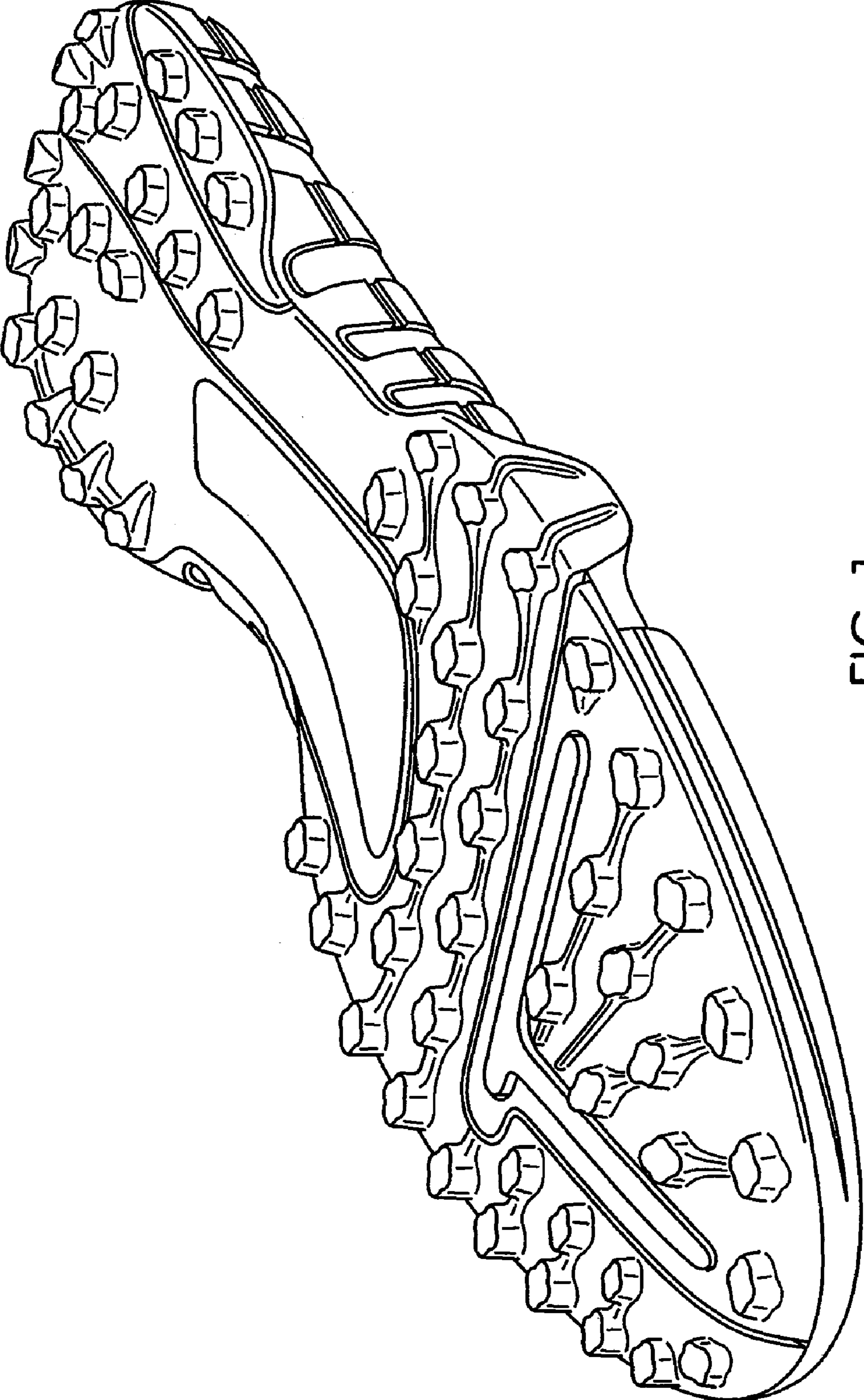


FIG. 1

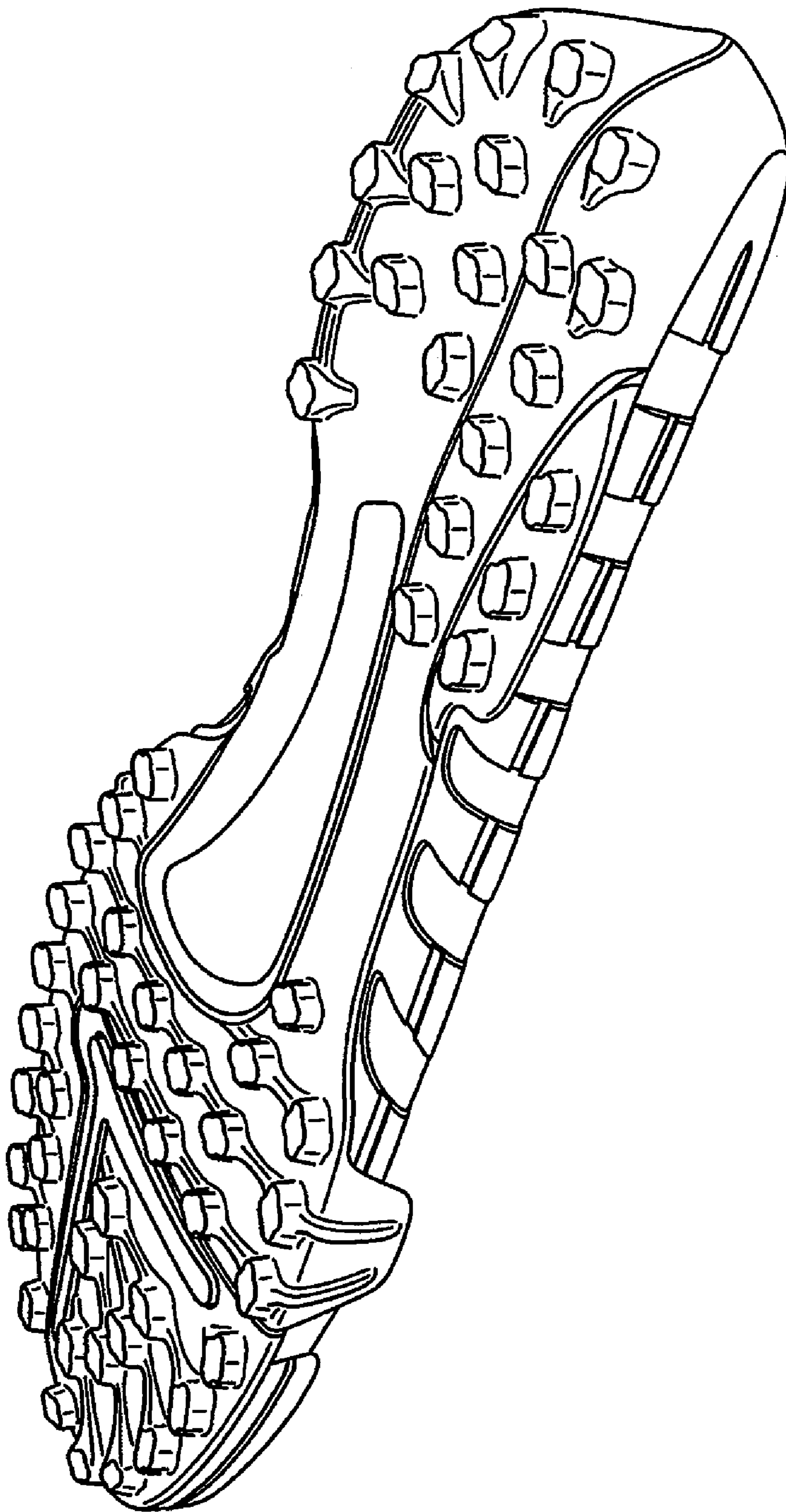


FIG. 2

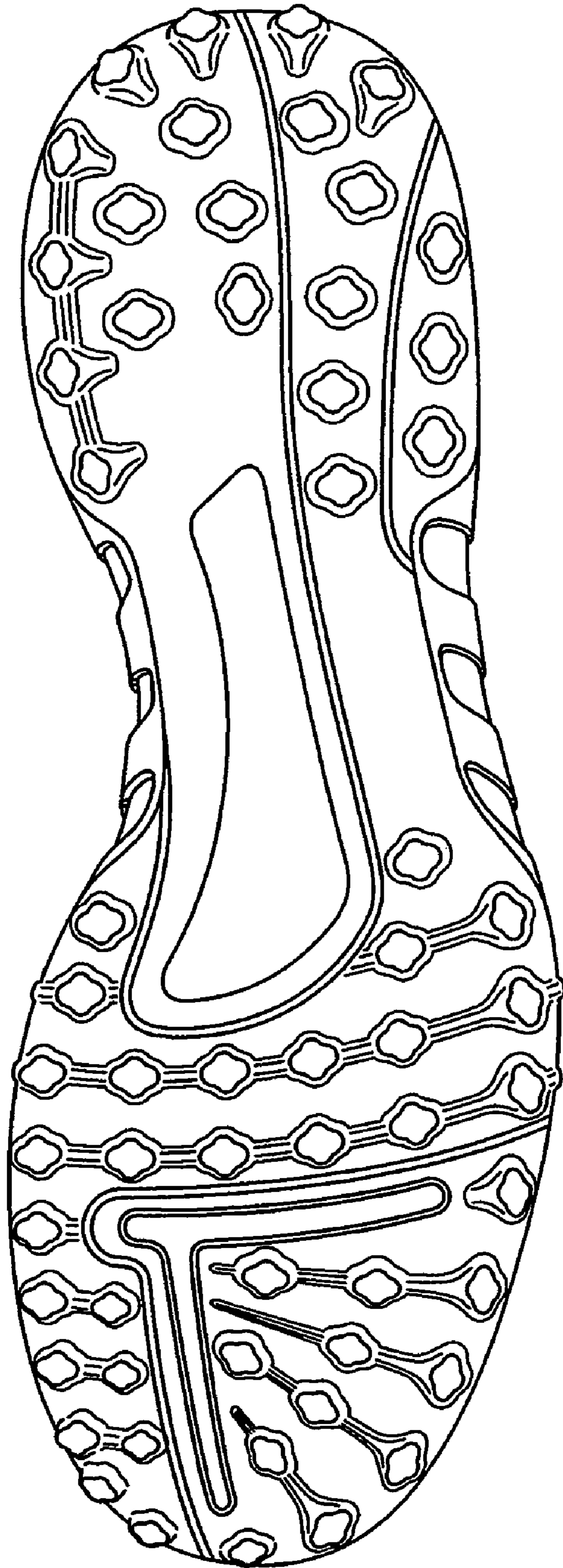


FIG. 3




FIG. 4




FIG. 5