



US00D578276S

(12) **United States Design Patent**
Pavan

(10) **Patent No.:** **US D578,276 S**

(45) **Date of Patent:** **** Oct. 14, 2008**

(54) **PREFORMED SNACK**

(75) Inventor: **Stefano Pavan**, San Martino di Lupari (IT)

(73) Assignee: **Mafin S.p.A.**, Galliera Veneta (IT)

(**) Term: **14 Years**

(21) Appl. No.: **29/261,945**

(22) Filed: **Jun. 23, 2006**

(30) **Foreign Application Priority Data**

Jan. 13, 2006 (EM) 000463344

(51) **LOC (8) Cl.** **01-01**

(52) **U.S. Cl.** **D1/128; D1/120**

(58) **Field of Classification Search** D1/106,
D1/110, 115, 120, 127-9, 199; 426/94, 104,
426/144, 502-3, 510, 549, 559-60, 622,
426/808

See application file for complete search history.

(56) **References Cited**

U.S. PATENT DOCUMENTS

713,795	A *	11/1902	Perky	426/560
1,646,921	A *	10/1927	Loose	426/76
D115,322	S *	6/1939	Streit	D1/128
3,545,979	A *	12/1970	Ghafoori	426/550
D247,071	S *	1/1978	Neidenberg et al.	D1/120
4,954,178	A *	9/1990	Caton	127/32
D323,232	S *	1/1992	Duffy	D1/125
5,747,092	A *	5/1998	Carey et al.	426/560
D445,237	S *	7/2001	Boselli et al.	D1/128

D527,862	S *	9/2006	Pafko	D1/125
D549,426	S *	8/2007	Fu et al.	D1/122
D552,327	S *	10/2007	Aleman et al.	D1/125
2005/0136163	A1 *	6/2005	Evans et al.	426/516

OTHER PUBLICATIONS

Wareethaveesap Ltd,Part., Crackers Biscuits [online], Feb. 7, 2002 [retrieved on Nov. 8, 2006]. Retrieved from the Internet: <URL: http://web.archive.org/web/20020207040858/http://wareebiscuit.com/product_2.htm>. p. 1.*

Cookies Unlimited, by Nick Malgieri, HarperCollins Publishers, NY, © 2000, p. 109.*

Quick & Easy: Cookies, by Myra Street, Salamander Books, Howell Press, VA, © 1994, p. 16.*

* cited by examiner

Primary Examiner—Robin V. Webster

Assistant Examiner—Karen E Kearney

(74) *Attorney, Agent, or Firm*—Modiano & Associati; Albert Josif; Daniel J. O’Byrne

(57) **CLAIM**

The ornamental design for “preformed snack”, as shown and described.

DESCRIPTION

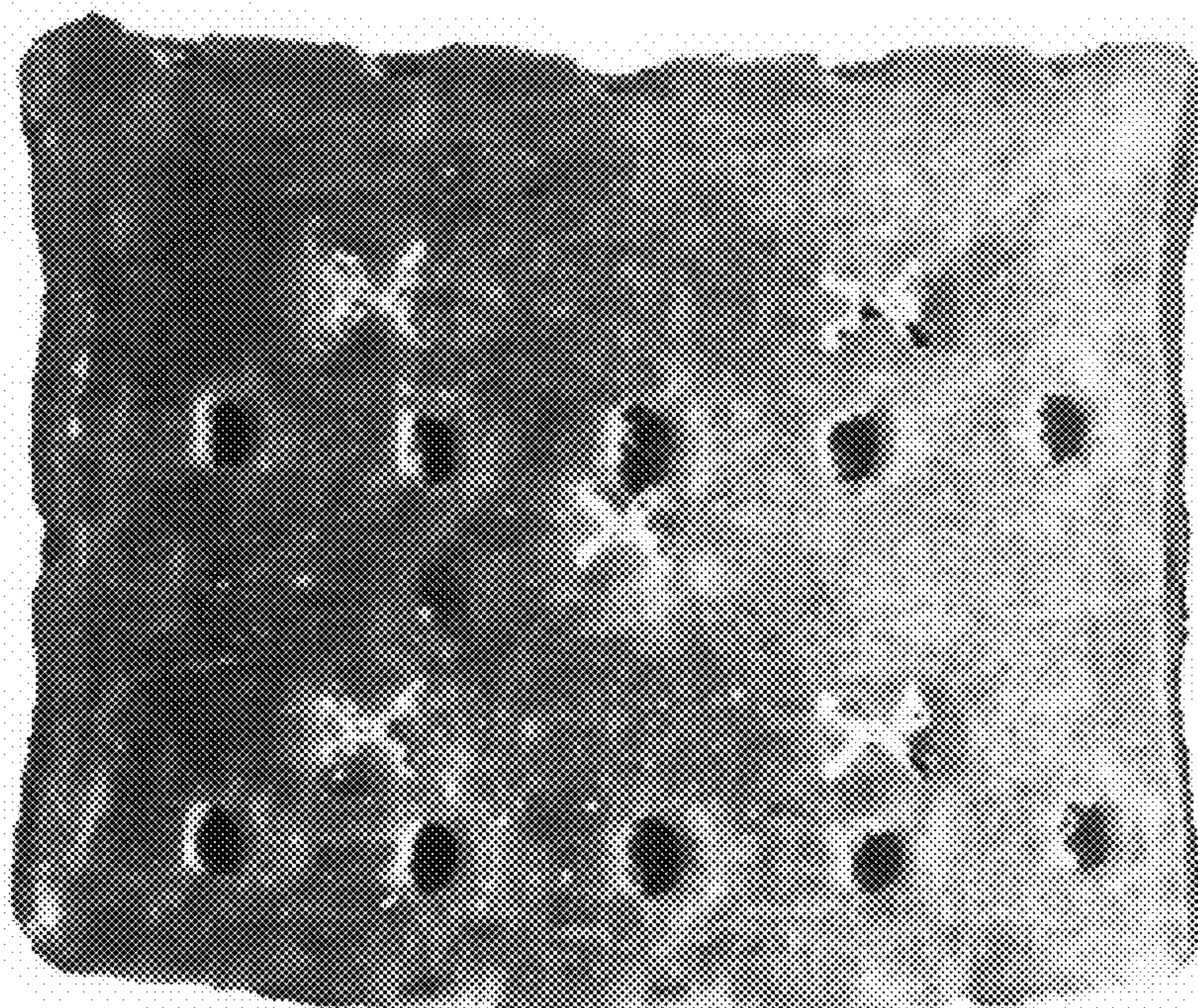
FIG. 1 is a plan view from above of the preformed snack, showing my new design;

FIG. 2 is a plan view from below thereof;

FIG. 3 is a side view thereof; and,

FIG. 4 is a cross-sectional view thereof taken along section lines IV—IV in FIG. 2.

1 Claim, 1 Drawing Sheet



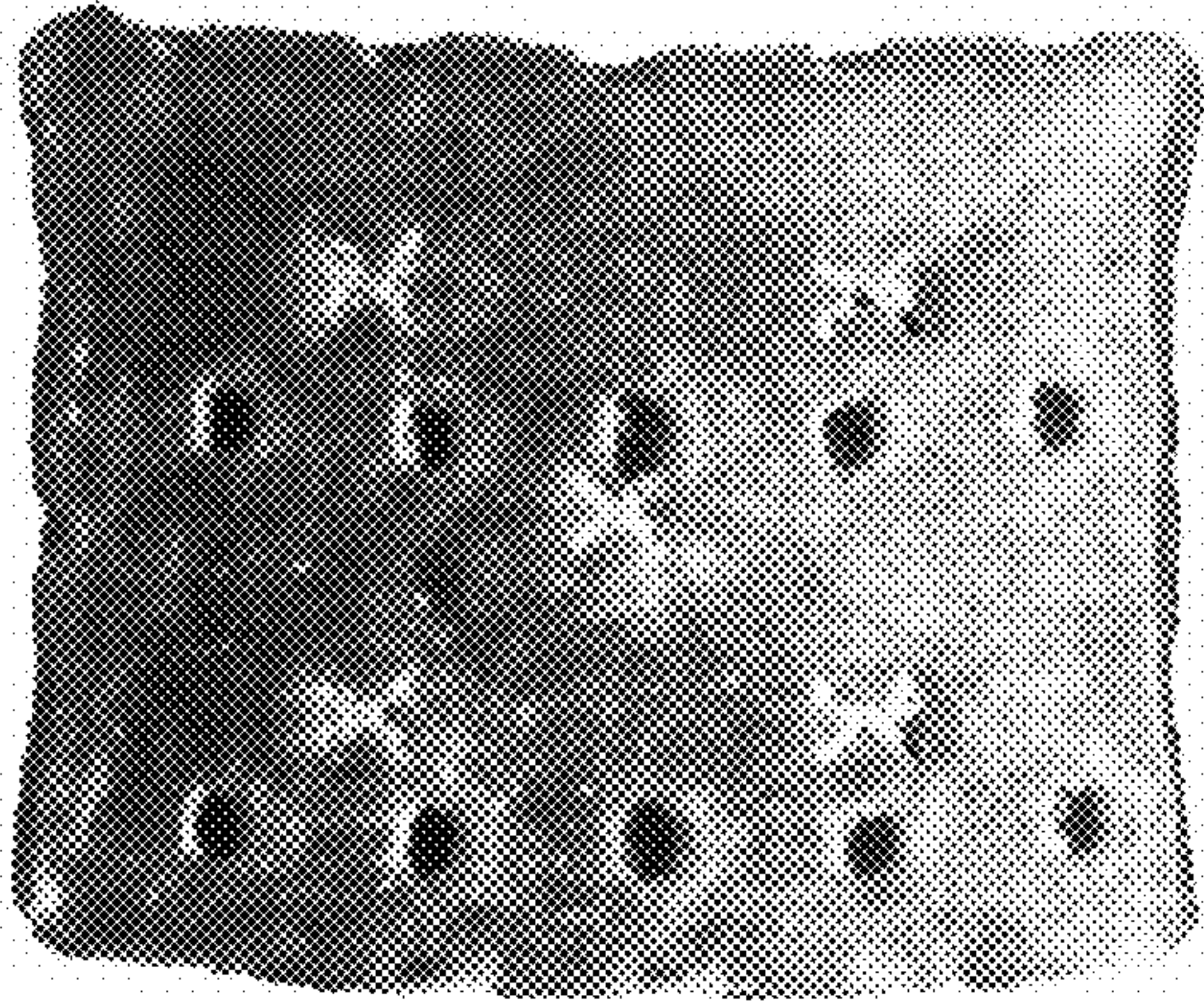


Fig. 1




Fig. 2




Fig. 3




Fig. 4