



US00D578262S

(12) **United States Design Patent**
Trotter et al.

(10) **Patent No.:** **US D578,262 S**
(45) **Date of Patent:** **** Oct. 7, 2008**

(54) **CLEANING TOOL**

(75) Inventors: **Byron E. Trotter**, Saint Paul, MN (US);
Scott D. Gullicks, Apple Valley, MN
(US); **Shaelyn D. Benson**, Saint Paul,
MN (US); **Daniel D. Anderson**,
Minneapolis, MN (US); **Nathan A. Abel**,
White Bear Lake, MN (US); **Aaron J.**
Cherveney, Minneapolis, MN (US)

(73) Assignee: **3M Innovative Properties Company**,
St. Paul, MN (US)

(**) Term: **14 Years**

(21) Appl. No.: **29/283,011**

(22) Filed: **Aug. 3, 2007**

(51) **LOC (8) Cl.** **04-01**

(52) **U.S. Cl.** **D32/52**

(58) **Field of Classification Search** D32/40,
D32/46, 52, 35, 41; D4/129, 137; D8/90,
D8/14, 45; 15/231, 220.1, 209.4, 144.1,
15/145, 244.1–244.5, 236.01–236.07

See application file for complete search history.

(56) **References Cited**

U.S. PATENT DOCUMENTS

3,682,690	A	8/1972	Amos et al.	
3,754,991	A	8/1973	Amos et al.	
4,042,995	A	8/1977	Varon	
4,703,538	A	11/1987	Silverstrone	
4,857,706	A *	8/1989	Diamond	392/383
4,980,943	A	1/1991	Barber	
5,036,561	A	8/1991	Calafut	
5,349,715	A	9/1994	Lewis, Jr.	
5,377,378	A	1/1995	Cutler	
D366,130	S *	1/1996	Ordonez	D32/46
5,569,521	A	10/1996	Francoeur, Sr. et al.	
5,813,084	A *	9/1998	Hadaway	15/236.05
D429,136	S *	8/2000	Ali et al.	D8/90
D437,095	S *	1/2001	Osiecki et al.	D32/40

D439,748	S *	4/2001	Woodnorth et al.	D4/137
6,233,771	B1	5/2001	Hortel et al.	
D469,613	S *	2/2003	Libman et al.	D4/129
D474,389	S *	5/2003	Panfili et al.	D8/90
6,813,799	B2	11/2004	Otsuji et al.	
D499,852	S *	12/2004	Trunecek	D32/46
6,901,622	B2	6/2005	Thompson et al.	
7,033,965	B2	4/2006	Takabayashi et al.	
D524,499	S *	7/2006	Dotterman et al.	D32/35
2002/0023666	A1	2/2002	Tawara et al.	

FOREIGN PATENT DOCUMENTS

CA	2047010	1/1992
DE	29516181 U1	6/1996
GB	2200380 A	8/1988
WO	WO 03/000105 A1	1/2003

* cited by examiner

Primary Examiner—Pamela J Burgess

(74) *Attorney, Agent, or Firm*—Trisha D. Adamson

(57) **CLAIM**

The ornamental design for a cleaning tool, as shown and described.

DESCRIPTION

FIG. 1 is a perspective view of a new design for a cleaning tool;

FIG. 2 is a right view thereof, the left side view being a mirror image thereof;

FIG. 3 is a top view thereof;

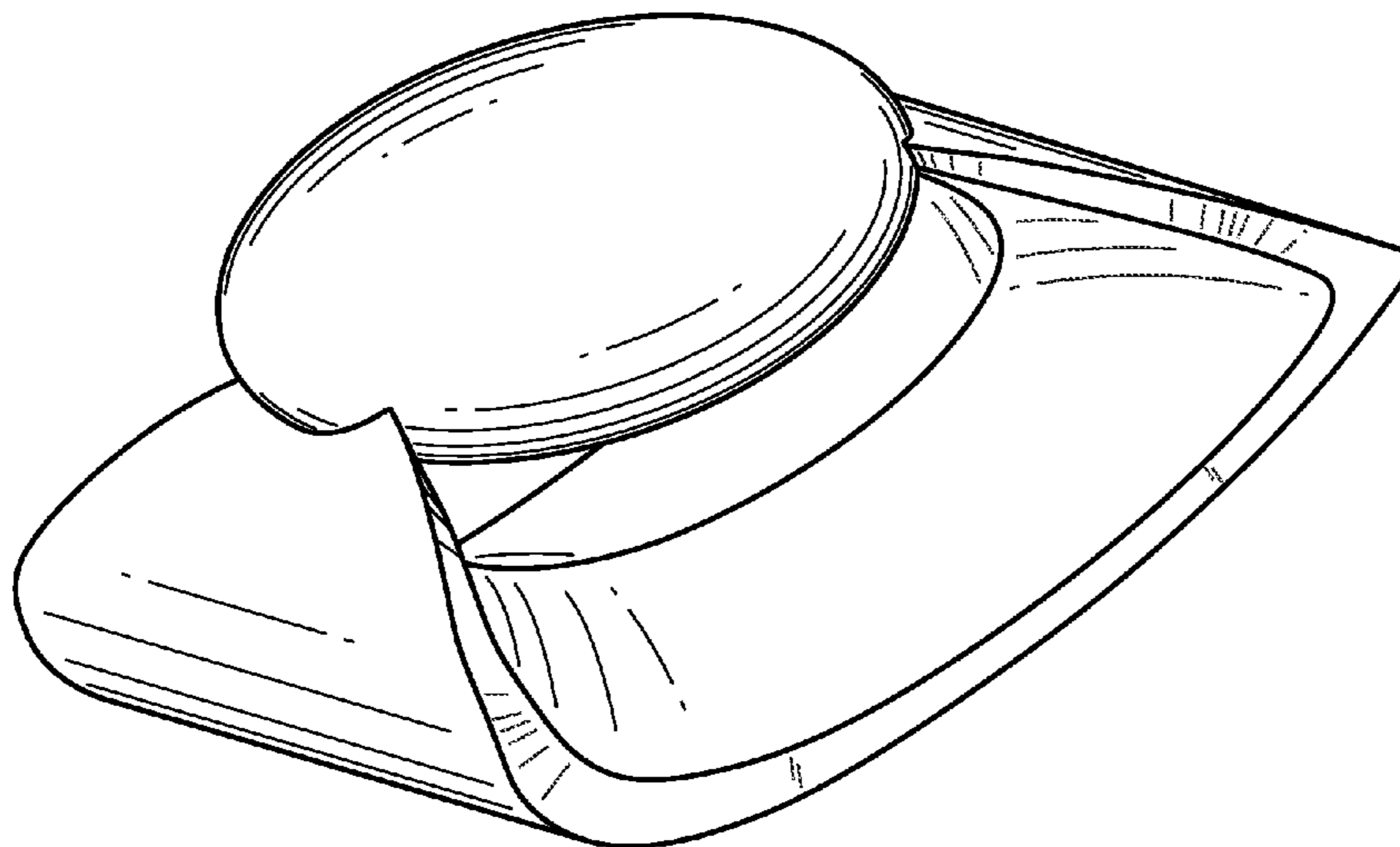
FIG. 4 is a bottom view thereof;

FIG. 5 is a front view thereof; and,

FIG. 6 is a rear view thereof.

The broken lines in the drawings are shown for illustrative purposes only and form no part of the claimed design. In addition, the surface shading illustrated in the drawings is provided merely to highlight the contour of design; it is not intended to be illustrative of texture or gloss.

1 Claim, 3 Drawing Sheets



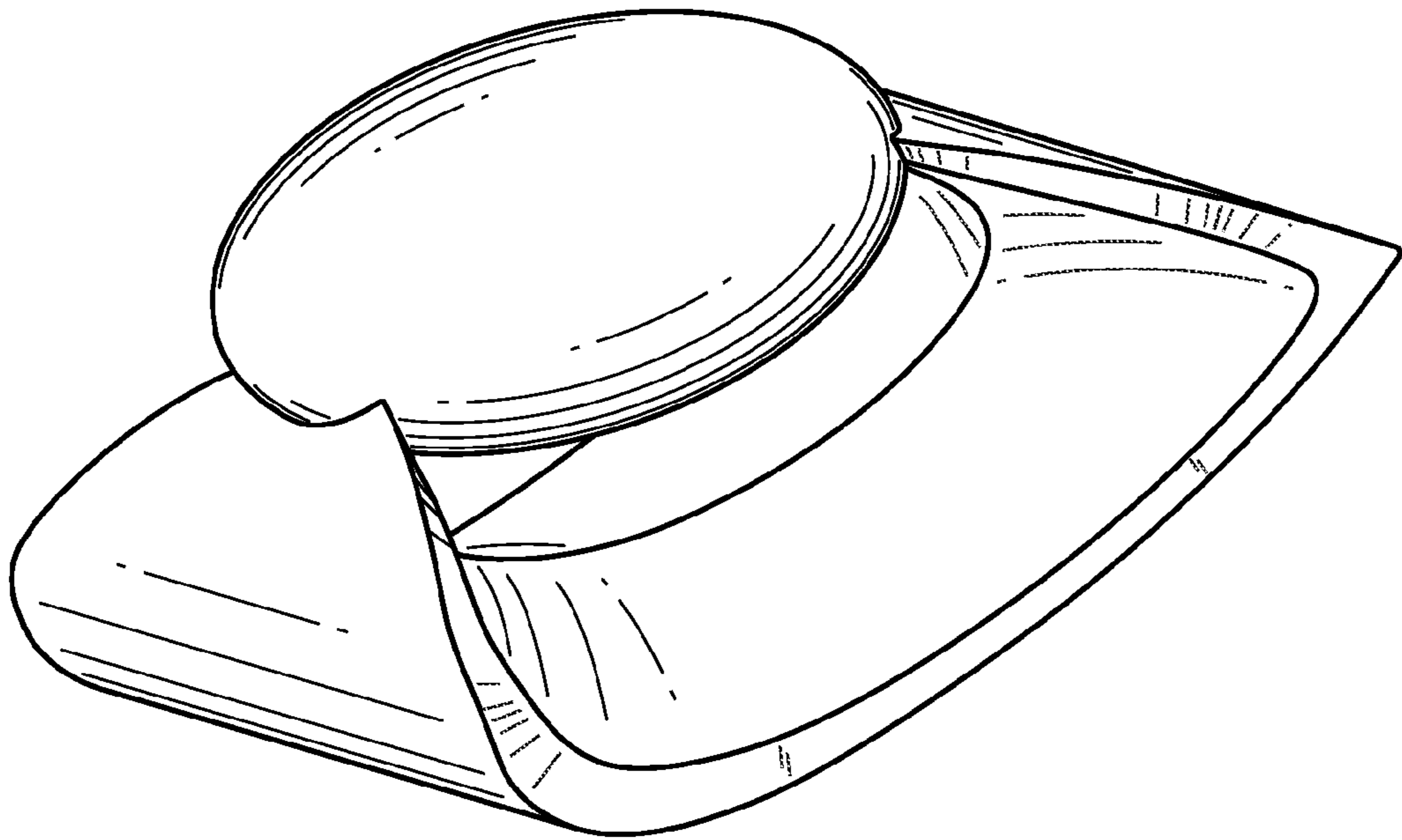


FIG. 1

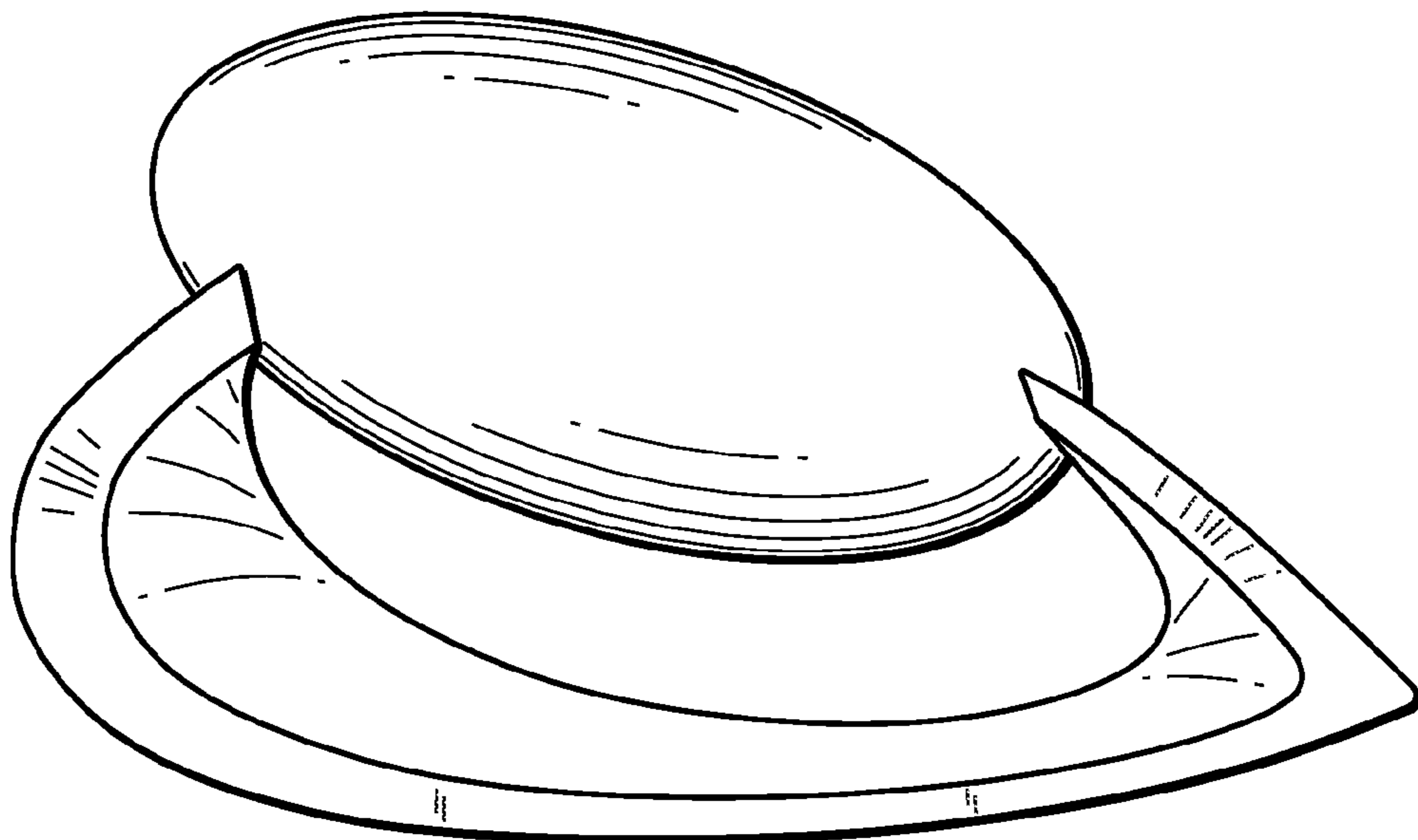


FIG. 2

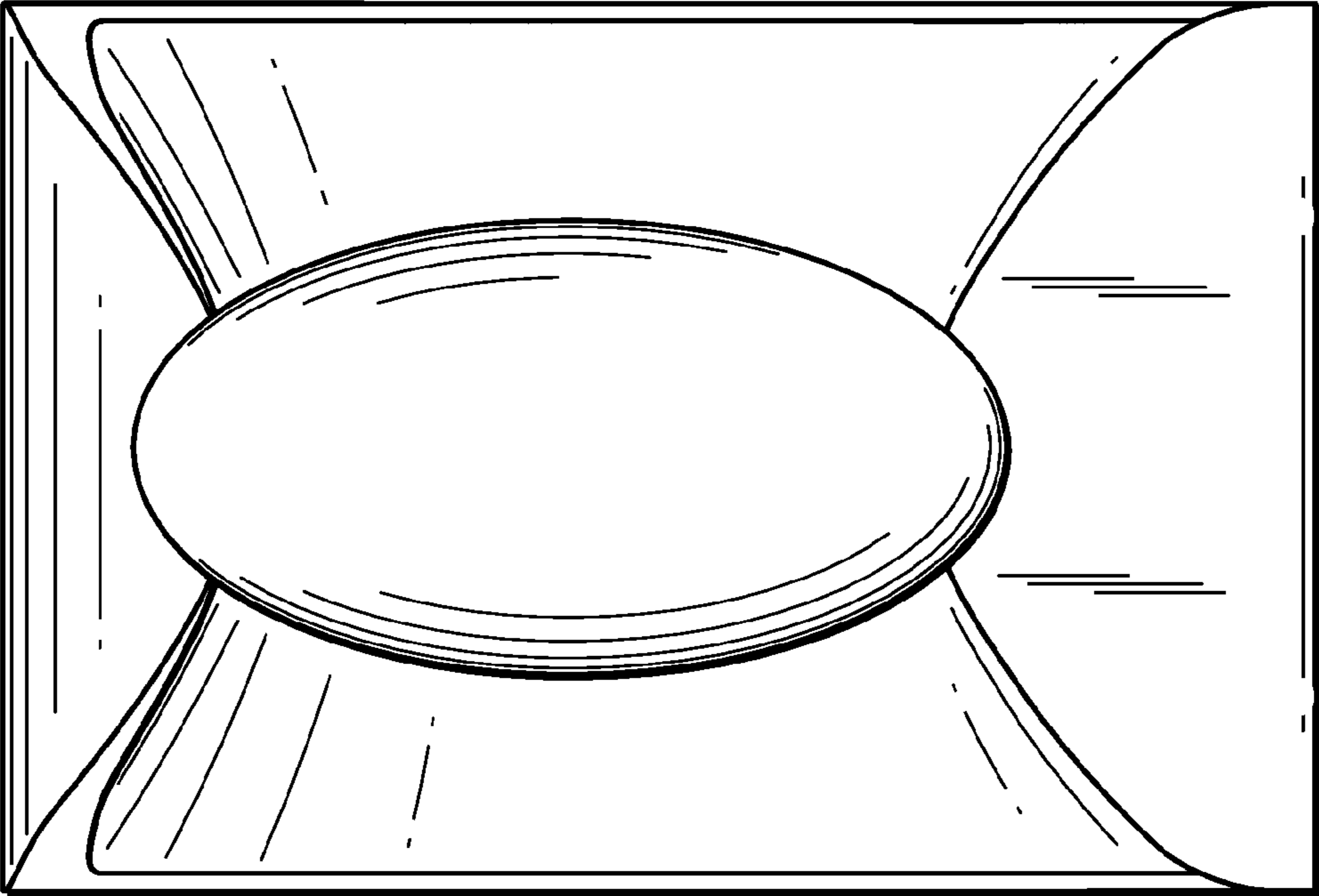


FIG. 3




FIG. 4

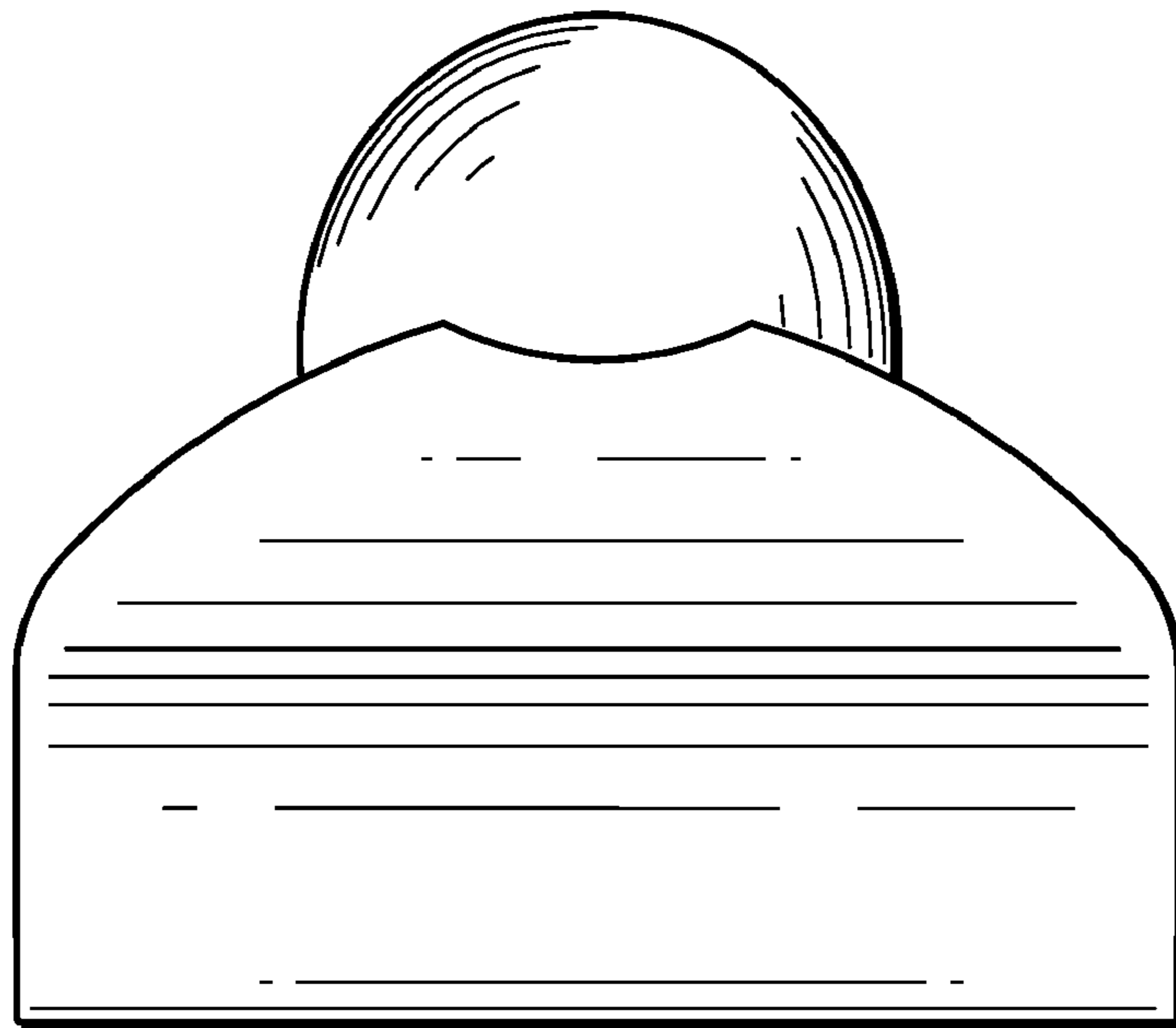


FIG. 5

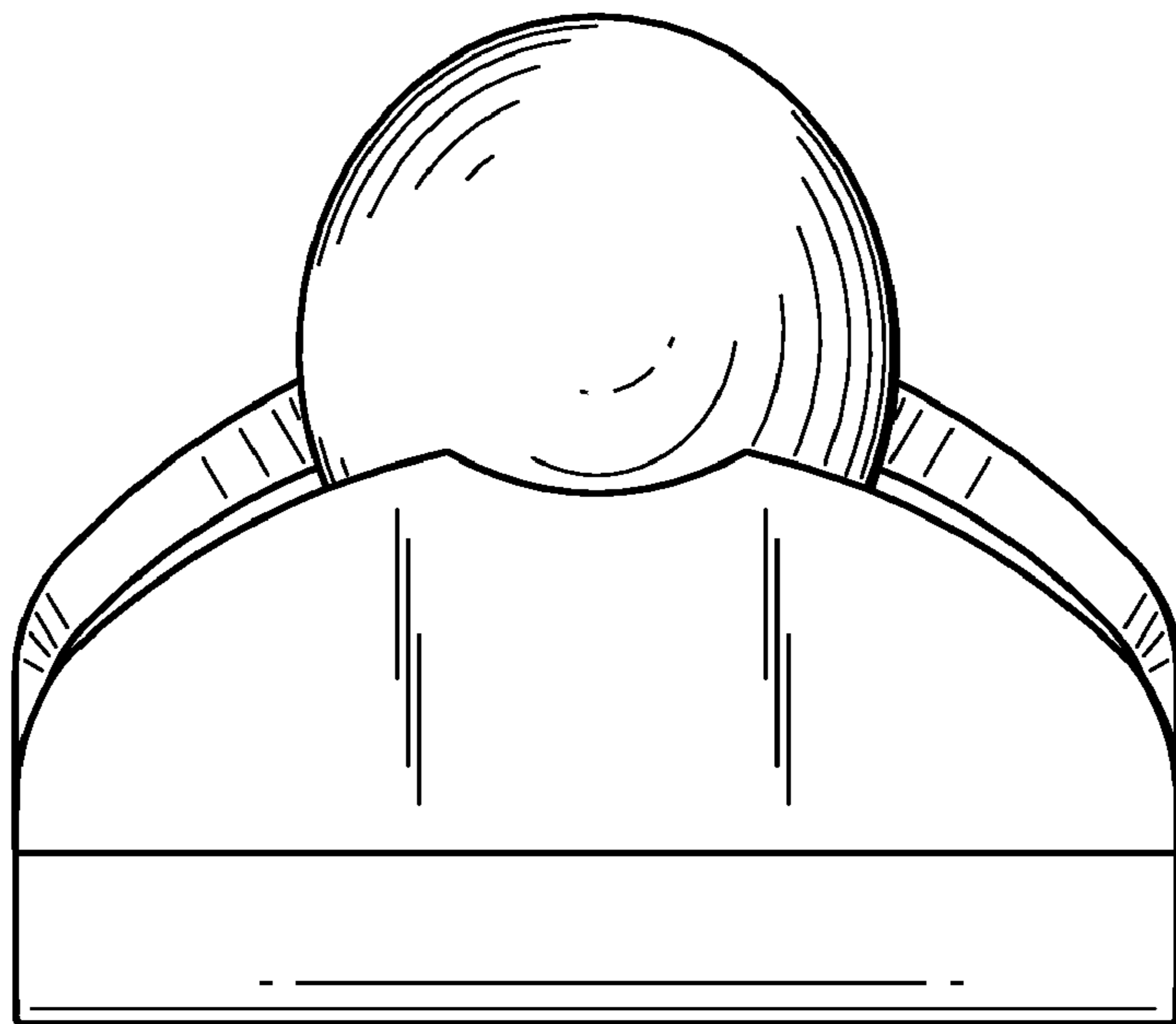


FIG. 6