

US00D578260S

(12) **United States Design Patent**
Fellinger

(10) **Patent No.:** **US D578,260 S**

(45) **Date of Patent:** **** Oct. 7, 2008**

(54) **ROTARY SCRUBBER ROLLER**

2008/0072385 A1* 3/2008 Fellinger 15/23
2008/0081752 A1* 4/2008 Fellinger 492/28

(75) Inventor: **Thomas J. Fellinger**, Littleton, CO (US)

OTHER PUBLICATIONS

(73) Assignee: **Johns Manville**, Denver, CO (US)

IDI Distributors Inc, "Stud Scrubber," Online Brochure, http://idimn.com/pages.spray_insulation.html, Mar. 2006.

(**) Term: **14 Years**

Ado Products, "Stud Scrubbers," Online Brochure, [Http://www.adodistribution.com](http://www.adodistribution.com), Mar. 2006.

(21) Appl. No.: **29/272,571**

Krendel Fiber Moving Equipment, "Wall Scrubber," Online Brochure, <http://krendelmachine.com/products.wallcavitysystems.asp>, Mar. 2006.

(22) Filed: **Sep. 27, 2006**

* cited by examiner

(51) **LOC (8) Cl.** **15-05**

(52) **U.S. Cl.** **D32/25**

(58) **Field of Classification Search** D32/1,
D32/4, 15-16, 25, 31-33, 35, 40; 15/320-323,
15/23, 182-183, 93.1; 492/17, 28, 30, 33,
492/35, 39-40; D4/122-123

Primary Examiner—Louis S Zarfaz

Assistant Examiner—Kathleen M Sims

(74) *Attorney, Agent, or Firm*—Robert D. Touslee

See application file for complete search history.

(57) **CLAIM**

The ornamental design for a rotary scrubber roller, as shown and described.

(56) **References Cited**

U.S. PATENT DOCUMENTS

3,533,125	A *	10/1970	White et al.	15/183
D239,019	S *	3/1976	Flinn	D24/129
3,967,339	A	7/1976	Newman	
4,191,792	A	3/1980	Janssen	
4,404,703	A	9/1983	Woodall, Jr. et al.	
4,677,815	A	7/1987	Stahlecker	
4,734,729	A	3/1988	Hertzel et al.	
D296,198	S	6/1988	Buchanan	
5,401,231	A	3/1995	Hebert	
5,619,768	A *	4/1997	Brundula et al.	15/179
5,713,095	A	2/1998	Wakat	
5,727,276	A *	3/1998	Brundula et al.	15/179
D401,717	S	11/1998	Grueber et al.	
6,280,371	B1	8/2001	Krippelz	
D457,268	S	5/2002	Kwong	
D469,924	S	2/2003	Farrell	
6,564,417	B2 *	5/2003	Porat	15/179
6,875,162	B2	4/2005	Barksdale et al.	
6,918,864	B1	7/2005	Brown et al.	
7,300,521	B2 *	11/2007	Bowman et al.	118/308
2002/0083541	A1 *	7/2002	Porat	15/179

DESCRIPTION

This application is related to co-pending U.S. Patent Application Ser. Nos. 11/528,271, 11/528,272 and 11/528,273, each filed on Sep. 27, 2006, each of which are incorporated by reference herein.

FIG. 1 is an end elevational view a rotary scrubber roller showing my new design;

FIG. 2 is a perspective view thereof;

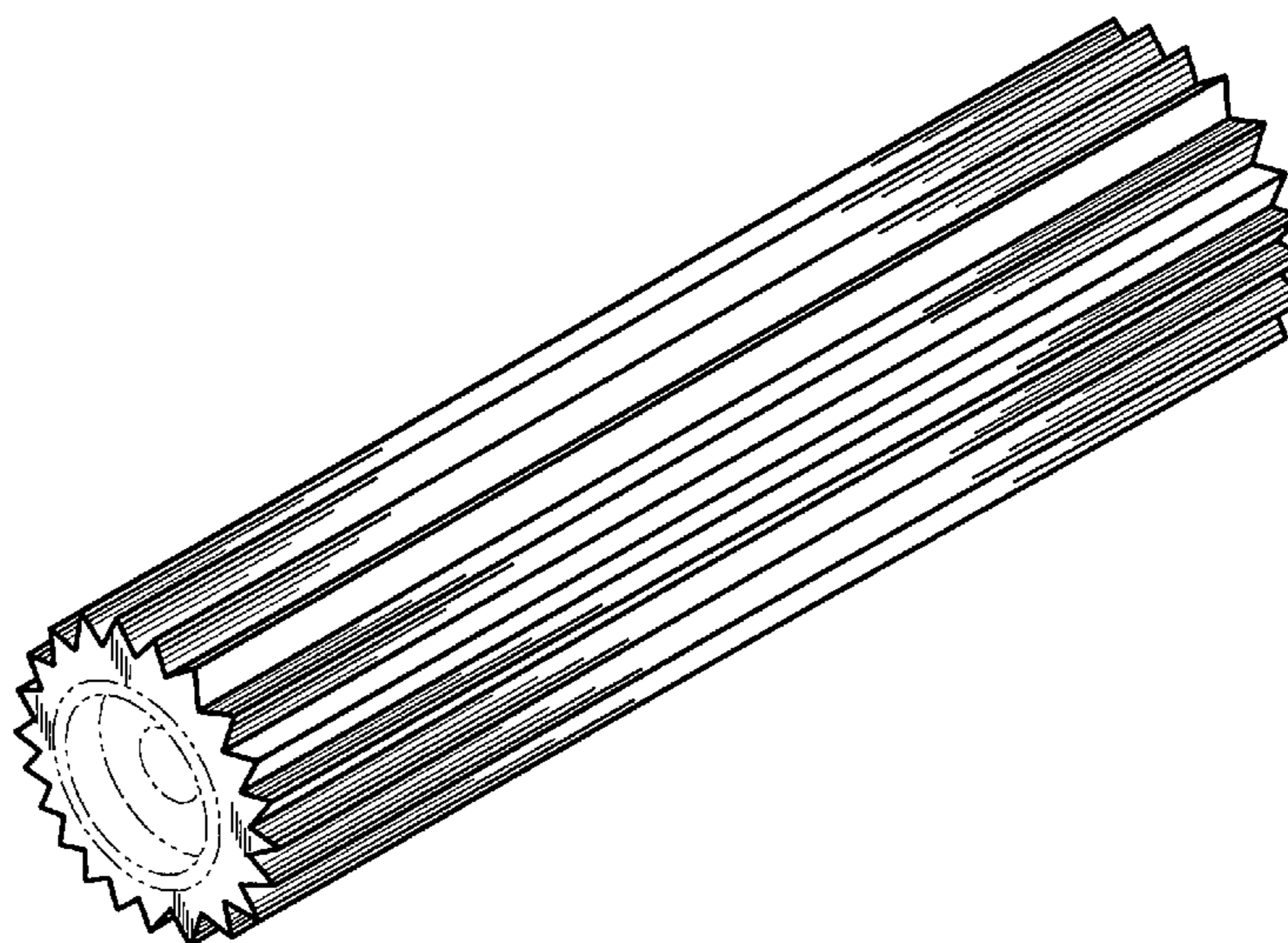
FIG. 3 is an opposite end elevational view thereof; and,

FIG. 4 is a side elevational view thereof, the opposite side being a mirror image of that shown.

The broken lines of FIGS. 1, 2 and 3 are for illustrative purposes only and form no part of the claimed design.

The broken line showing of interior details in FIGS. 1 and 2 is included for the purpose of illustrating environment of the rotary scrubber roller and forms no part of the claimed design.

1 Claim, 1 Drawing Sheet






FIG. 1




FIG. 2




FIG. 3



FIG. 4