



US00D578254S

(12) **United States Design Patent**
Grendol

(10) **Patent No.:** **US D578,254 S**
(45) **Date of Patent:** **** Oct. 7, 2008**

(54) **DENTAL FLOSSER**

D532,934 S * 11/2006 Crossman D28/65

(75) Inventor: **Clark Lee Grendol**, Sturbridge, MA
(US)

* cited by examiner

(73) Assignee: **AlSCO Products LLC**, Sturbridge, MA
(US)

Primary Examiner—Janice E. Seeger

Assistant Examiner—Zenita I Bennett

(74) *Attorney, Agent, or Firm*—Louis J. Franco; Law Office
of Louis J. Franco

(**) Term: **14 Years**

(57) **CLAIM**

(21) Appl. No.: **29/291,648**

The ornamental design for a dental flosser, as shown and
described.

(22) Filed: **Sep. 7, 2007**

(51) **LOC (8) Cl.** **28-03**

(52) **U.S. Cl.** **D28/66; D28/68**

(58) **Field of Classification Search** D28/31,
D28/56, 65–68, 73; D24/152, 154; 433/141,
433/146–147; 132/322–329

See application file for complete search history.

DESCRIPTION

FIG. 1 is a left side perspective view of dental flosser showing
the new design, the left and right sides being mirror images of
one another;

FIG. 2 is a left side elevational view of the dental flosser of
FIG. 1;

FIG. 3 is a top view of the dental flosser of FIG. 1;

FIG. 4 is a bottom view of the dental flosser of FIG. 1;

FIG. 5 is rear view of the dental flosser of FIG. 1; and,

FIG. 6 is a front view of the dental flosser of FIG. 1.

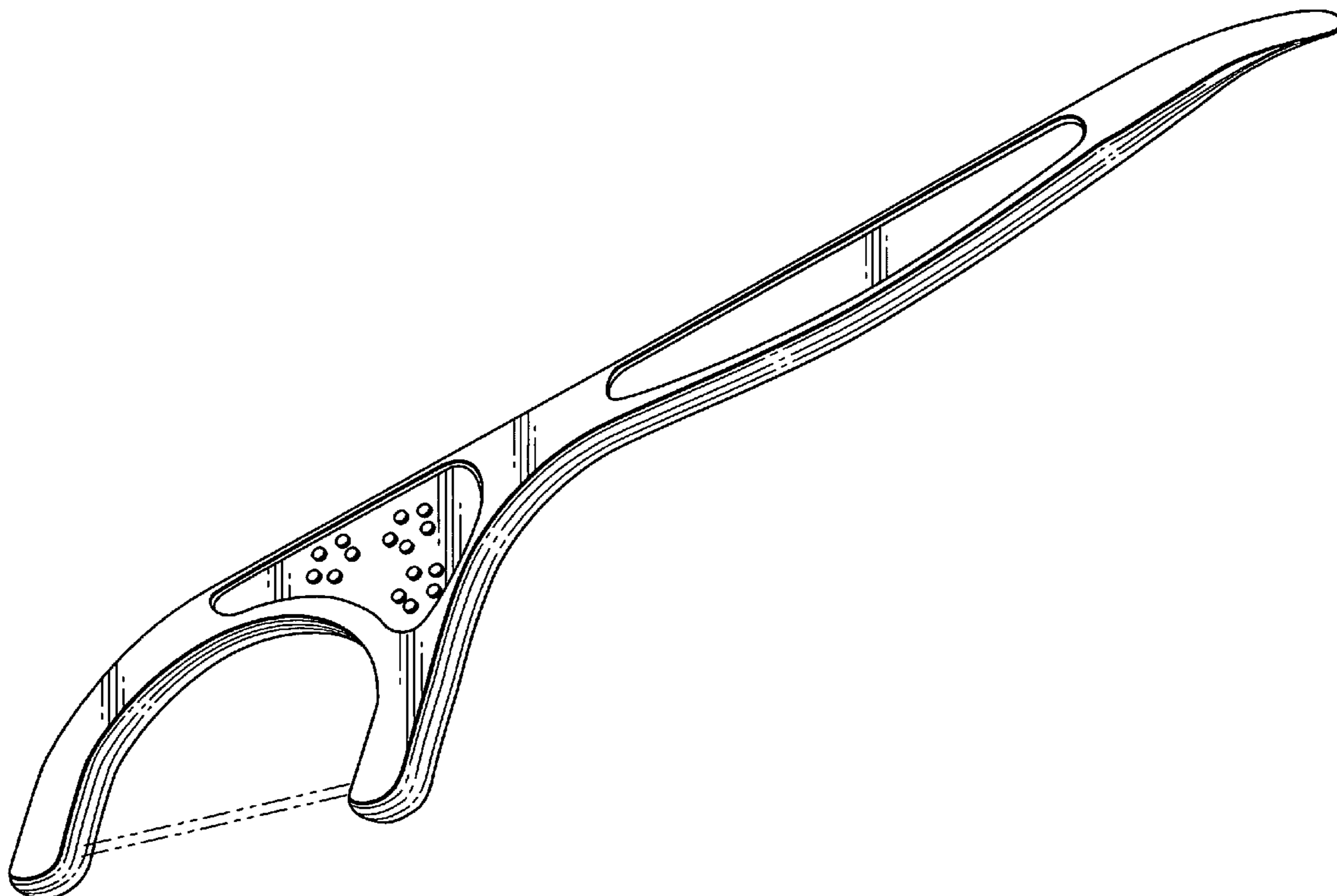
The broken lines in the drawing are for illustrative purposes
only and form no part of the claimed design.

(56) **References Cited**

U.S. PATENT DOCUMENTS

- D274,375 S * 6/1984 Tomlin D28/65
- D316,617 S * 4/1991 Cheung D28/68
- D481,829 S * 11/2003 Gwen D28/68
- D484,643 S * 12/2003 Nanda D28/68
- D531,757 S * 11/2006 Jansheski et al. D28/68

1 Claim, 3 Drawing Sheets



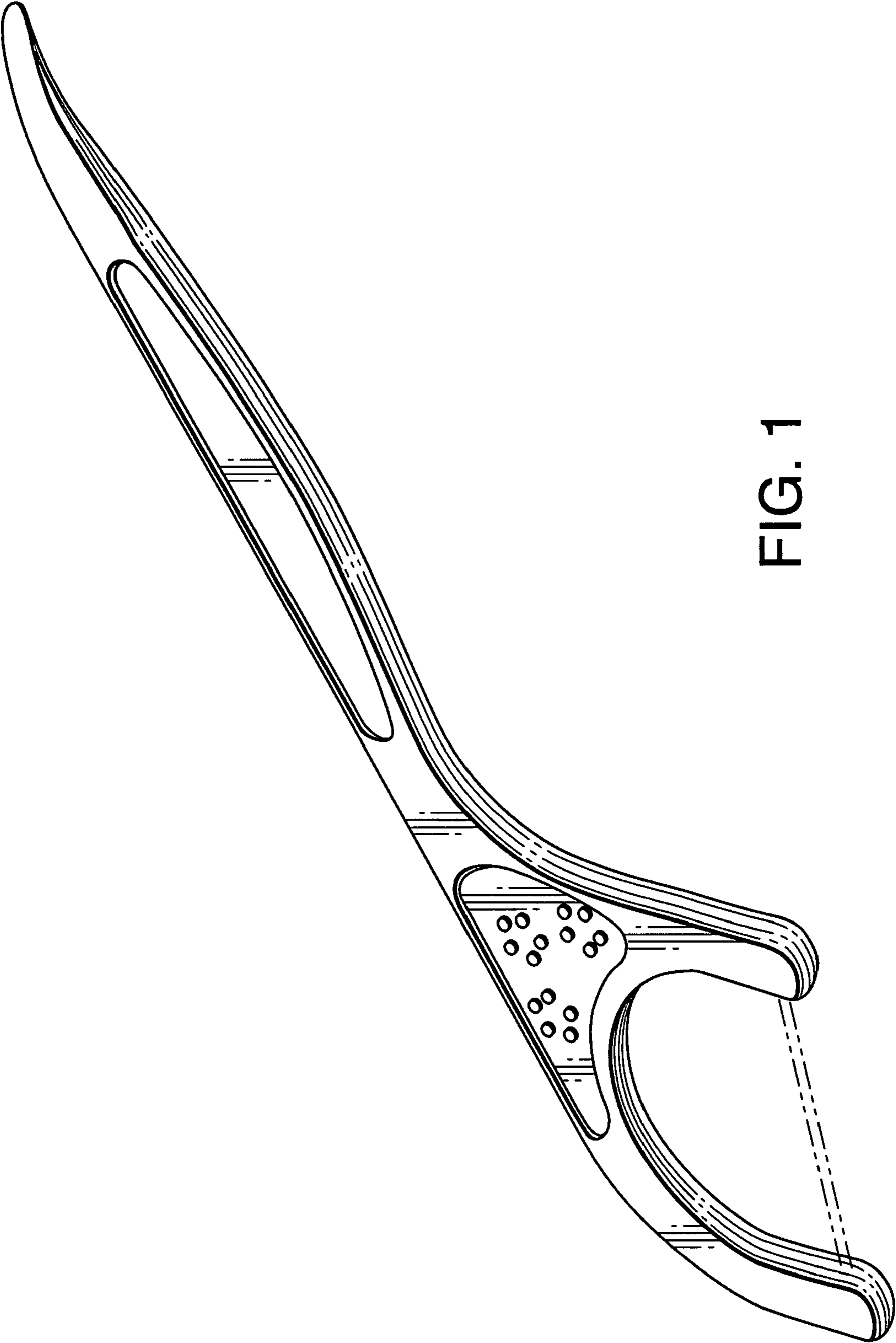


FIG. 1

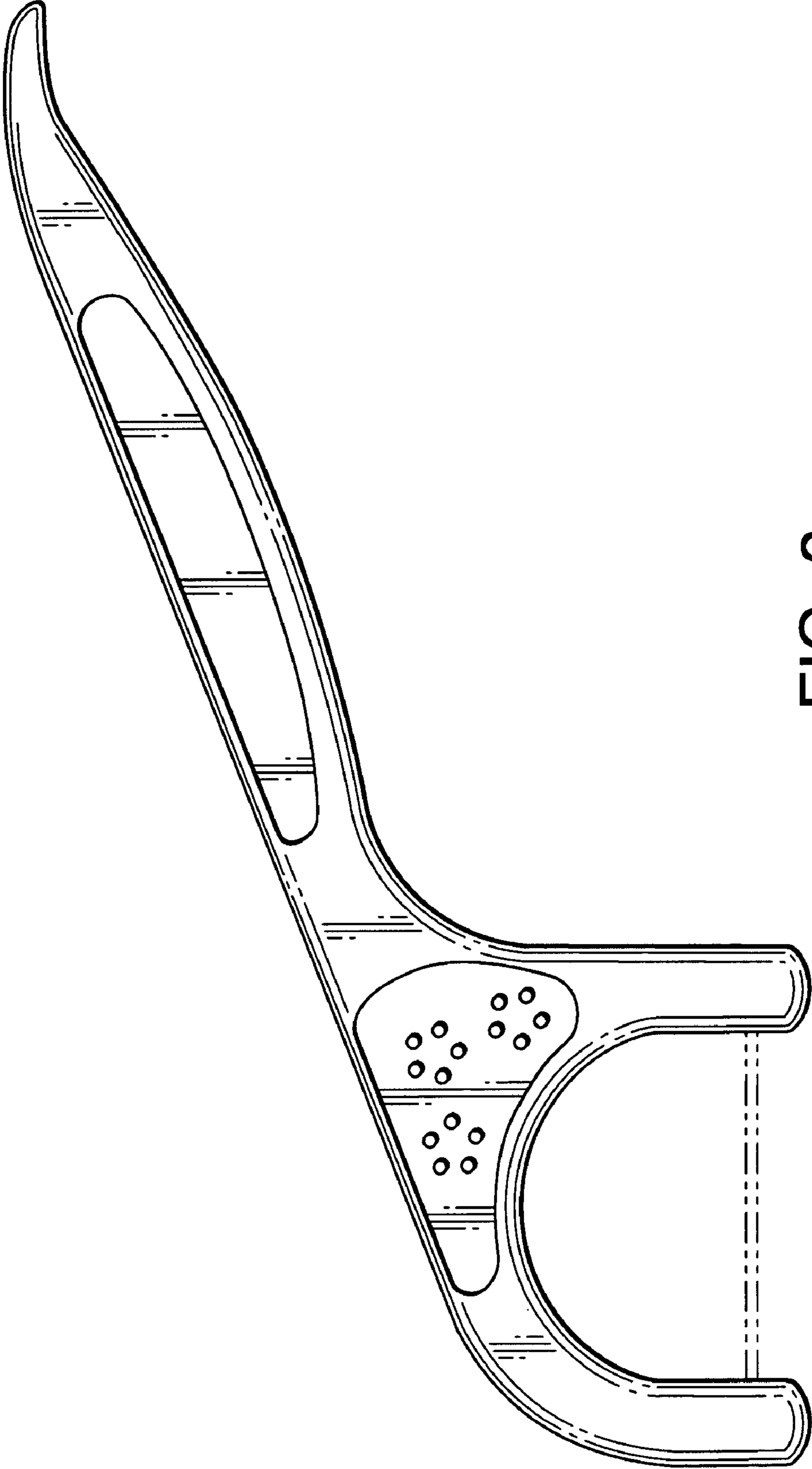


FIG. 2



FIG. 3



FIG. 4



FIG. 5



FIG. 6