



US00D578217S

(12) **United States Design Patent**  
**LeVahn et al.**

(10) **Patent No.:** **US D578,217 S**

(45) **Date of Patent:** **\*\* Oct. 7, 2008**

(54) **SURGICAL CLAMP HANDLE**

(75) Inventors: **Steven LeVahn**, Lino Lakes, MN (US);  
**Ronald Von Wald**, Centerville, MN (US)

(73) Assignee: **The LeVahn Intellectual Property Holding Company, LLC**, St. Paul, MN (US)

(\*\*) Term: **14 Years**

(21) Appl. No.: **29/253,769**

(22) Filed: **Feb. 13, 2006**

(51) **LOC (8) Cl.** ..... **24-02**

(52) **U.S. Cl.** ..... **D24/143; D24/128**

(58) **Field of Classification Search** ..... D24/133,  
D24/143, 147, 135, 128; D8/72, 70, 71,  
D8/80, 300, 303, 305, 394, 83; 600/231,  
600/219, 230, 232; 606/157; 403/110, 111,  
403/113, 373; 248/541, 516, 291.1, 231.51,  
248/231.61

See application file for complete search history.

(56) **References Cited**

**U.S. PATENT DOCUMENTS**

3,948,477	A *	4/1976	Lample	251/8
4,718,151	A	1/1988	LeVahn et al.	
4,993,862	A *	2/1991	Pelta	403/59
5,020,195	A	6/1991	LeVahn	
5,727,899	A	3/1998	Dobrovlny	
5,792,046	A	8/1998	Dobrovlny	
5,888,197	A	3/1999	Mulac et al.	
5,897,087	A	4/1999	Farley	
5,899,627	A	5/1999	Dobrovlny	
6,042,541	A	3/2000	Dobrovlny et al.	
D429,984	S *	8/2000	Cummings	D8/72
6,210,325	B1	4/2001	Bartie et al.	
D443,056	S *	5/2001	Koros et al.	D24/135
6,264,396	B1	7/2001	Dobrovlny	
6,277,069	B1 *	8/2001	Gray	600/234

D455,831	S *	4/2002	Koros et al.	D24/135
6,602,190	B2	8/2003	Dobrovlny	
6,645,141	B1	11/2003	Phillips et al.	
6,790,177	B2	9/2004	Phillips et al.	
7,097,616	B2 *	8/2006	Bjork et al.	600/230
D535,544	S *	1/2007	DeBraul et al.	D8/303
7,309,312	B2 *	12/2007	Bjork et al.	600/231
7,320,666	B2 *	1/2008	Bjork et al.	600/227
2005/0059866	A1	3/2005	Bjork et al.	
2005/0065410	A1	3/2005	Bjork et al.	
2005/0272981	A1 *	12/2005	Bjork et al.	600/227
2007/0191685	A1 *	8/2007	LeVahn et al.	600/227
2007/0191686	A1 *	8/2007	Sharratt et al.	600/227

\* cited by examiner

*Primary Examiner*—Ian Simmons

*Assistant Examiner*—Wan Laymon

(74) *Attorney, Agent, or Firm*—Shewchuk IP Services, LLC; Jeffrey D. Shewchuk

(57) **CLAIM**

The ornamental design for a surgical clamp handle, as shown and described.

**DESCRIPTION**

FIG. 1 is a perspective view of a surgical clamp handle showing our new design, with the handle in a tightened orientation;

FIG. 2 is a front view thereof;

FIG. 3 is a rear view thereof;

FIG. 4 is a top plan view thereof;

FIG. 5 is a left side elevational view thereof;

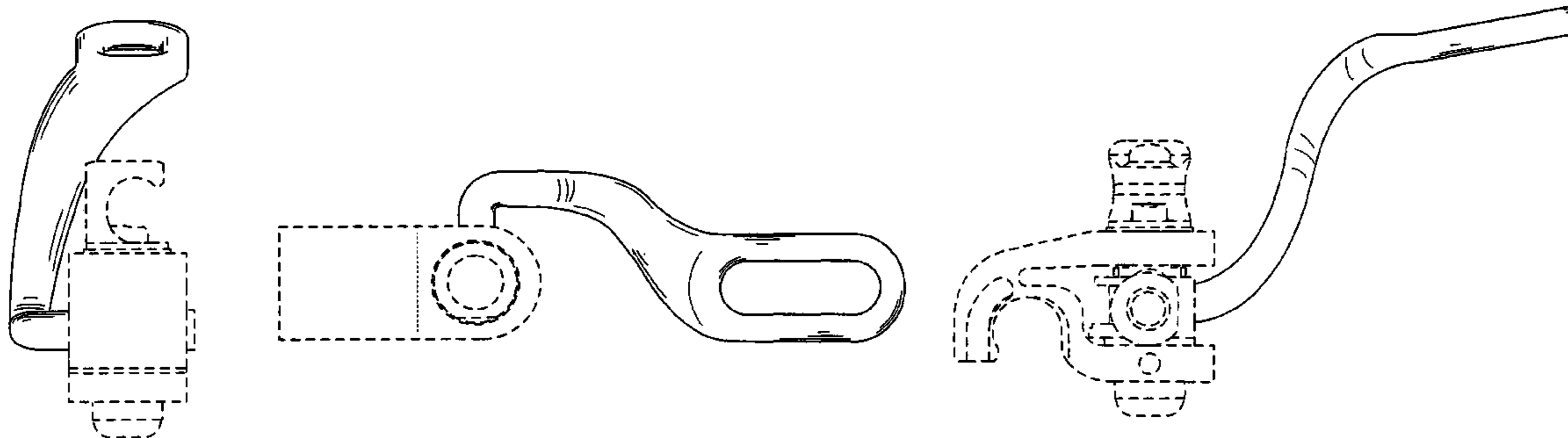
FIG. 6 is a bottom plan view thereof;

FIG. 7 is a right side elevational thereof; and,

FIG. 8 is a right side elevational thereof, with the handle in a loosened orientation.

The broken line showing of environment is for illustrative purposes only and forms no part of the claimed design.

**1 Claim, 3 Drawing Sheets**



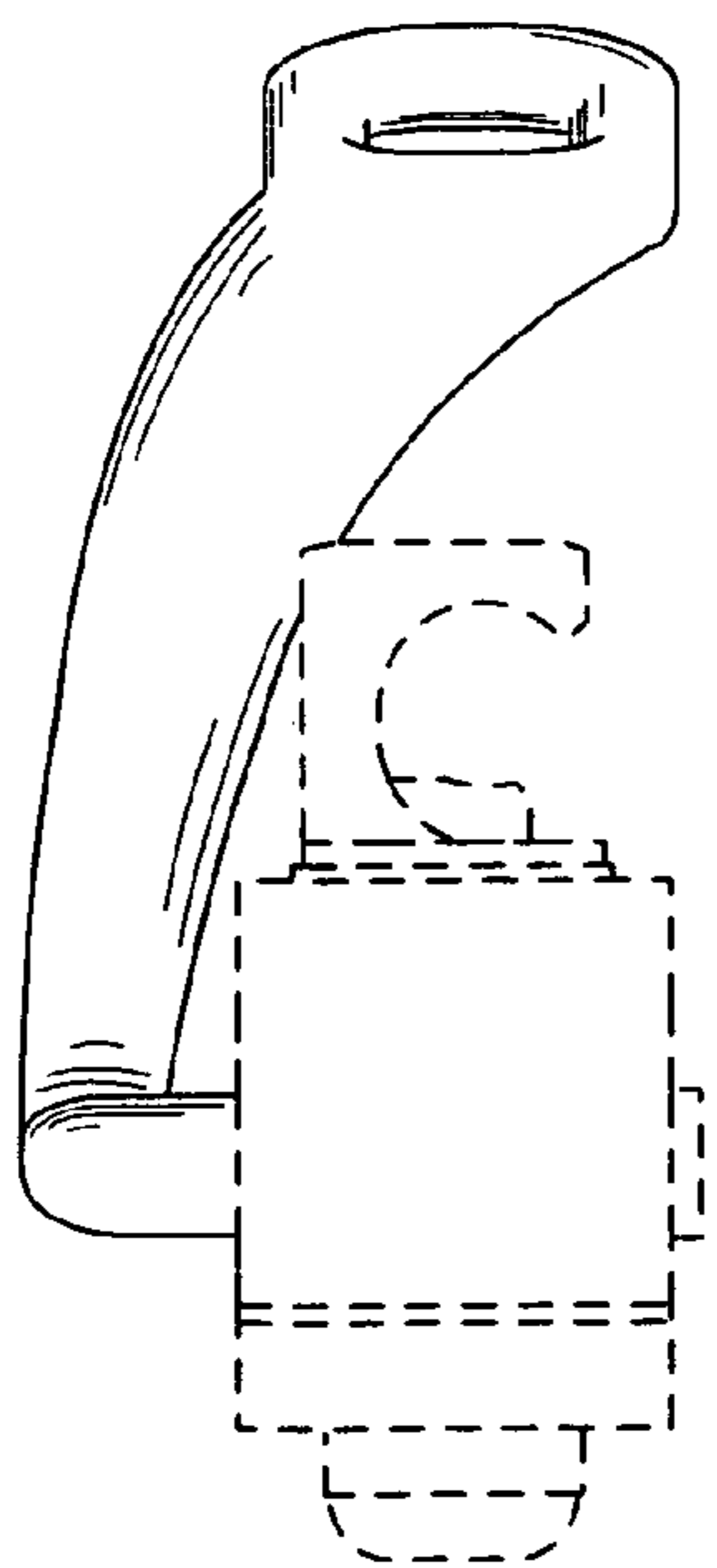
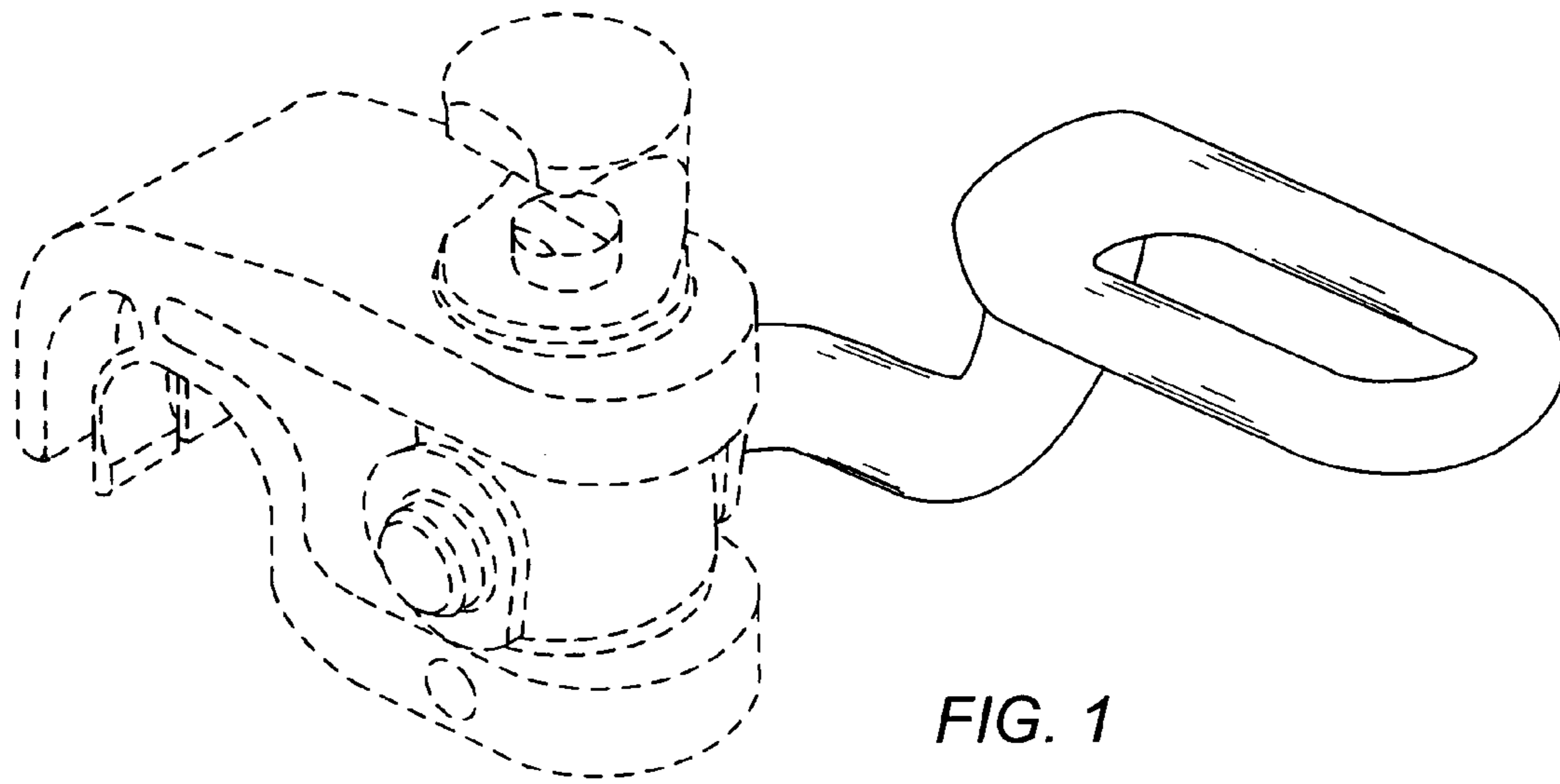


FIG. 2

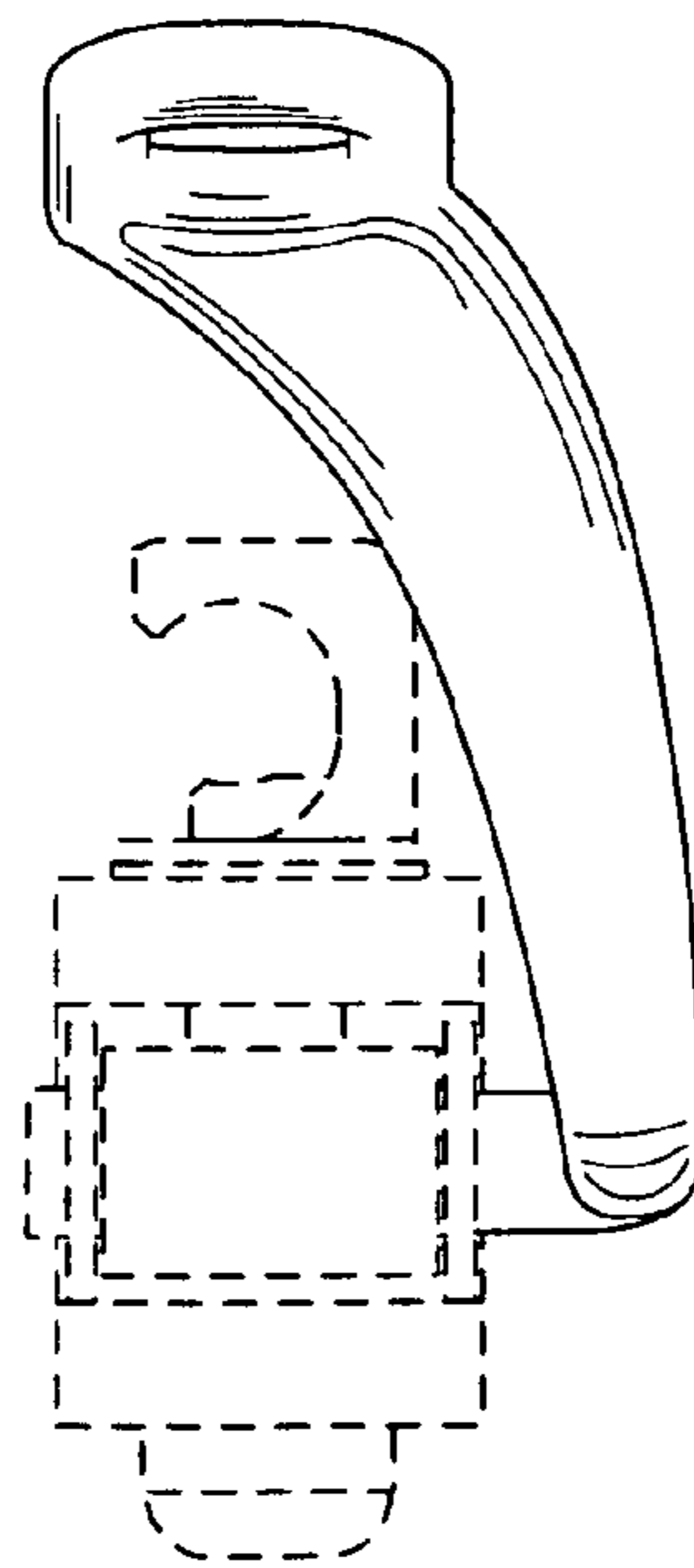


FIG. 3

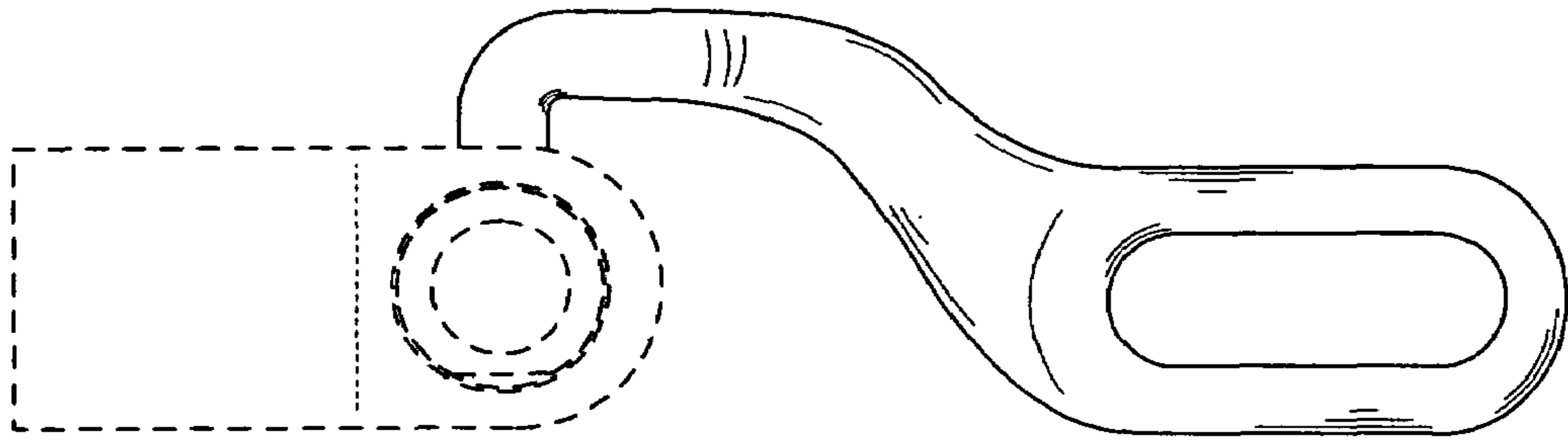


FIG. 4

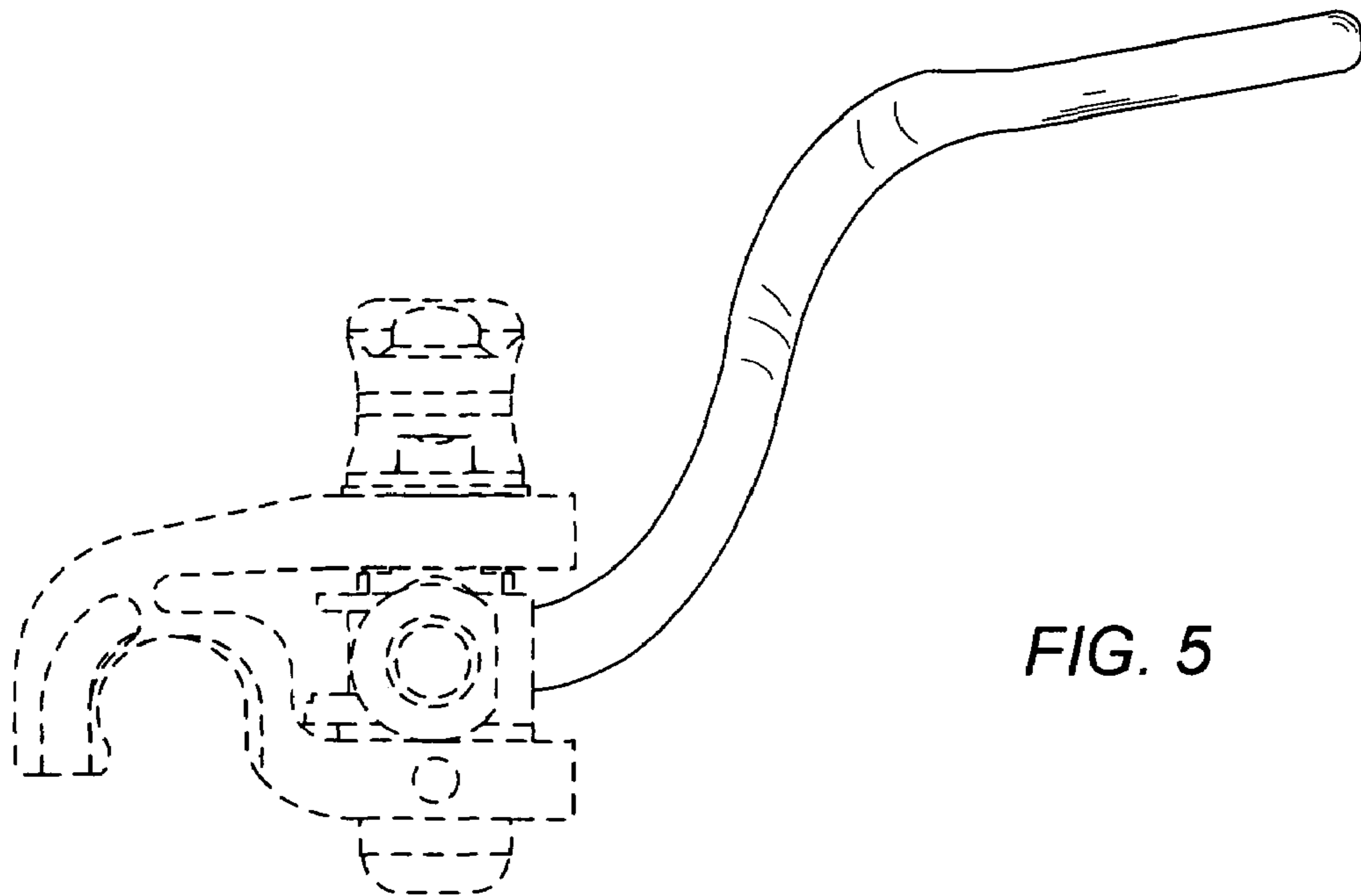


FIG. 5

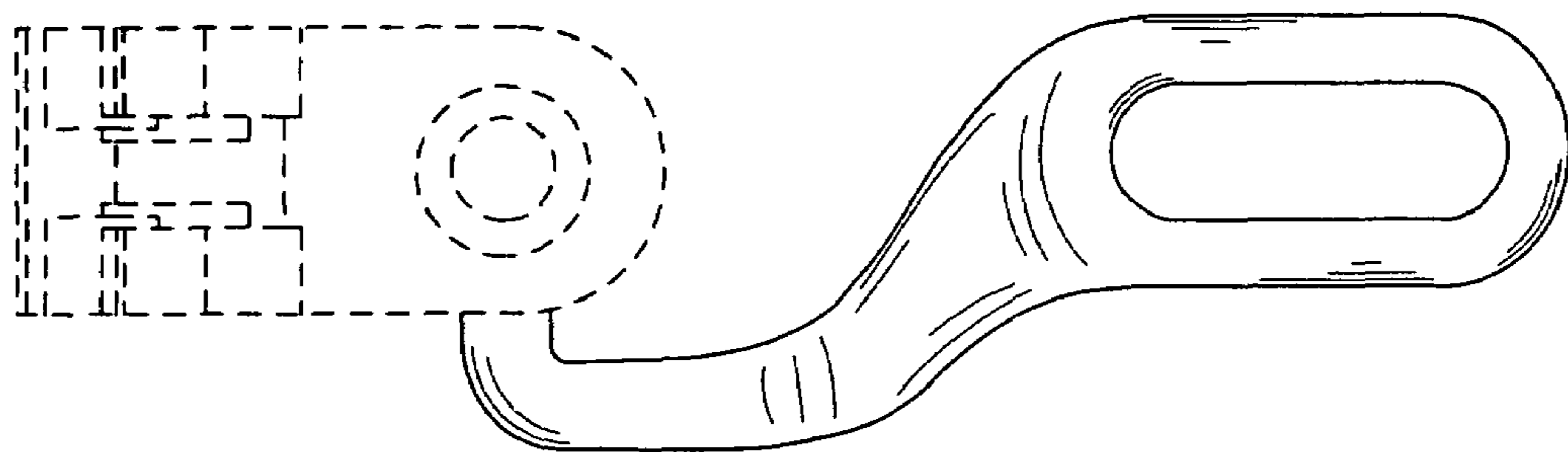


FIG. 6

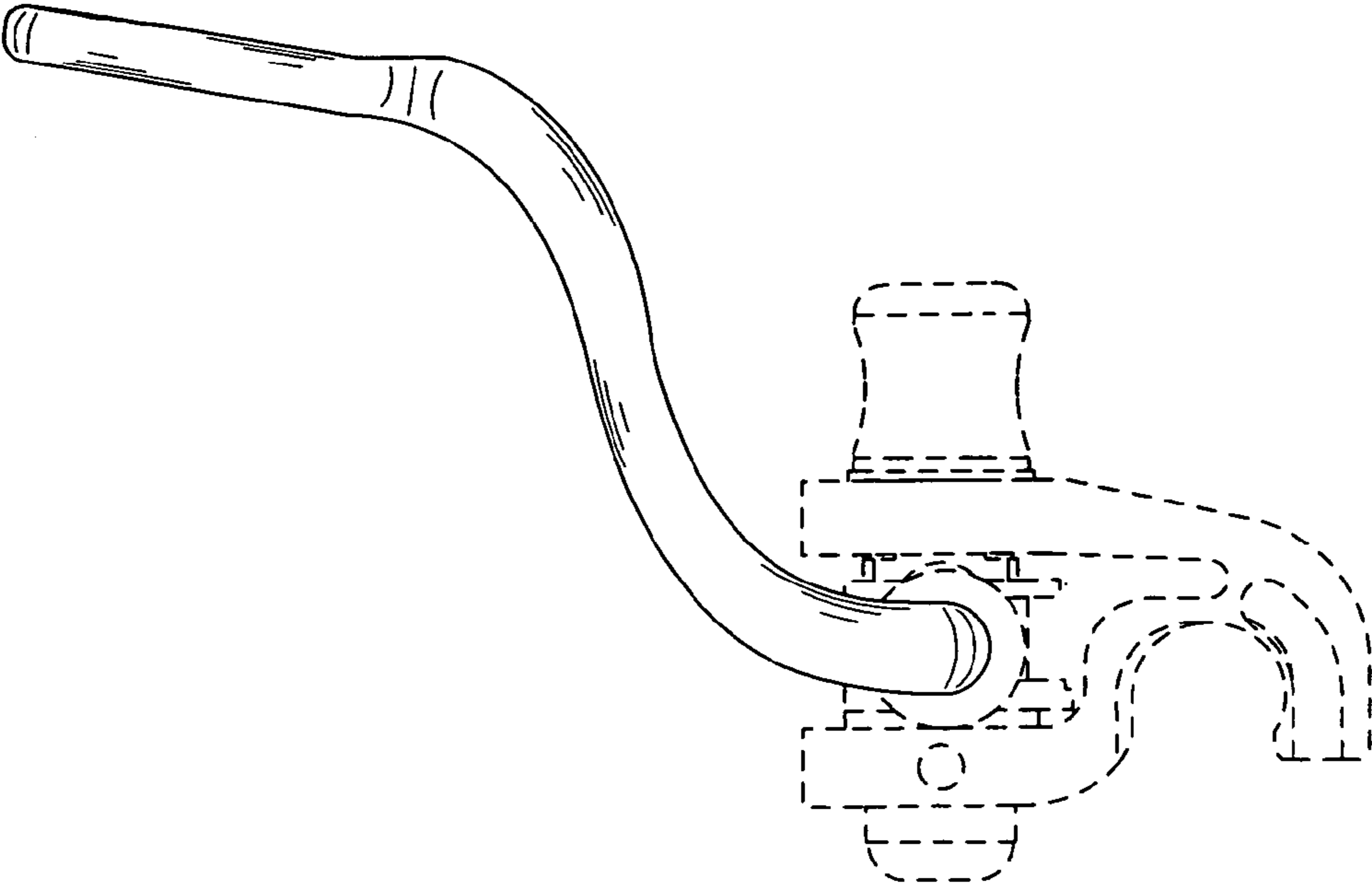


FIG. 7

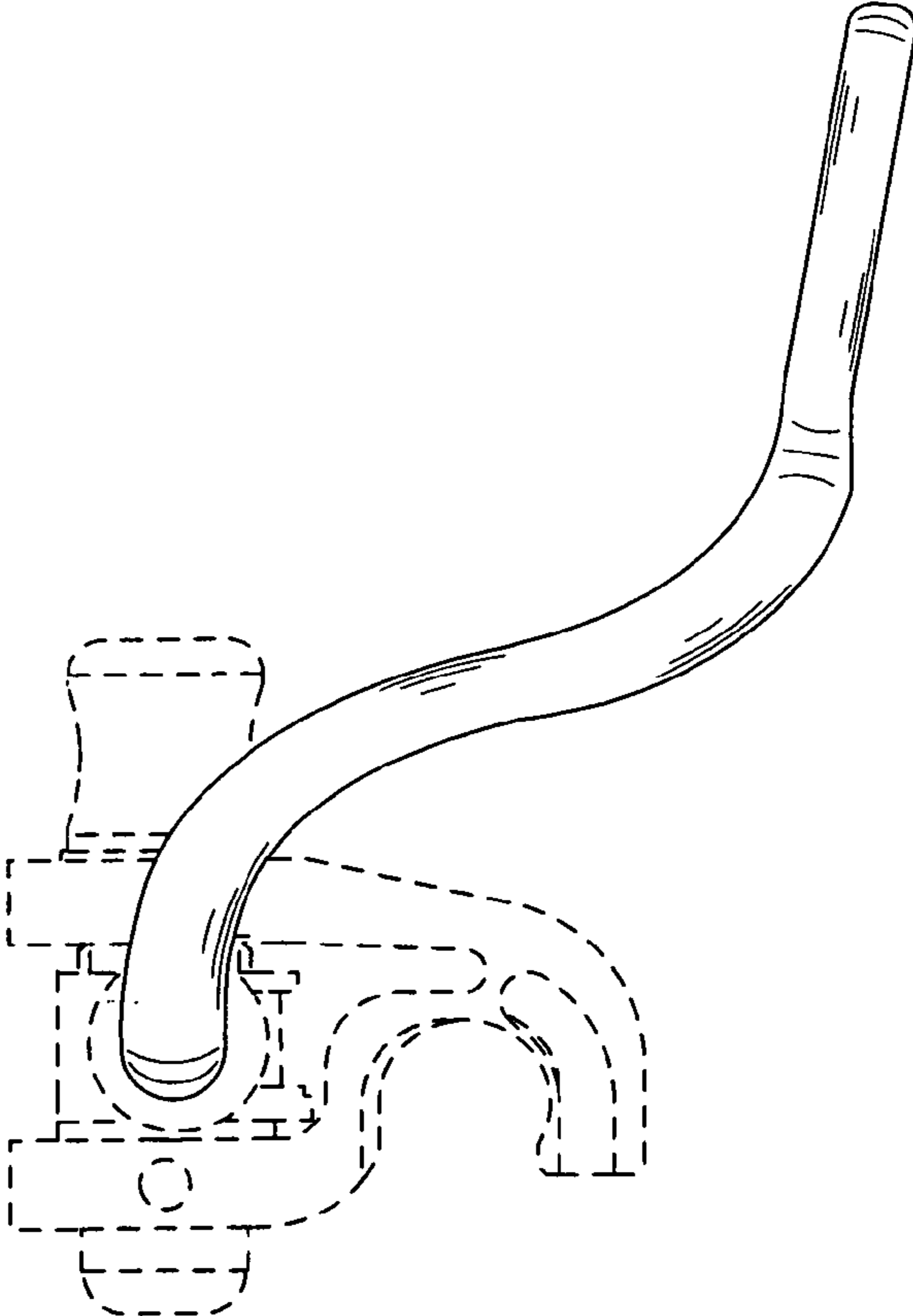


FIG. 8