



US00D578169S

(12) **United States Design Patent**
Hamilton et al.

(10) **Patent No.:** **US D578,169 S**
(45) **Date of Patent:** **** Oct. 7, 2008**

(54) **TOY HOUSING**

(75) Inventors: **Thomas P. Hamilton**, Cranston, RI (US); **Thomas Mangiaratti**, Barrington, RI (US); **Grady Feren Hayes**, East Greenwich, RI (US)

(73) Assignee: **Hasbro, Inc.**, Pawtucket, RI (US)

(**) Term: **14 Years**

(21) Appl. No.: **29/278,282**

(22) Filed: **Mar. 23, 2007**

(51) **LOC (8) Cl.** **21-01**

(52) **U.S. Cl.** **D21/468; D21/398; D21/786; D18/15**

(58) **Field of Classification Search** D21/398, D21/468-470, 475, 483, 518, 532, 786; D18/14-16; D19/35, 36, 41, 42, 65, 66, 71, 100; D8/300-321, D8/DIG. 2, DIG. 7; 446/86, 146, 424, 475, 446/487, 489, 491; 101/327, 368, 372, 373, 101/379, 405; 425/DIG. 57; 473/118-124
See application file for complete search history.

(56) **References Cited**

U.S. PATENT DOCUMENTS

167,621	A *	9/1875	Robinson	101/368
628,766	A *	7/1899	Cooke	101/373
649,745	A *	5/1900	Niemeyer	473/122
679,205	A *	7/1901	Barrett et al.	473/122
1,353,703	A *	9/1920	Babcock	101/405
1,458,508	A	6/1923	Aiken		
3,552,711	A	1/1971	DeLaney		
D231,028	S *	3/1974	Funahashi	D18/15

3,881,274	A	5/1975	Kanda		
3,971,837	A *	7/1976	Hasegawa et al.	264/46.6
4,496,510	A	1/1985	Hanson et al.		
4,569,815	A	2/1986	Rentz et al.		
4,815,961	A	3/1989	Kindred		
5,041,048	A	8/1991	Lehmann et al.		
5,044,957	A	9/1991	Kuranaga		
5,297,980	A	3/1994	Barthold		
5,427,528	A	6/1995	Anderson et al.		
D426,569	S *	6/2000	Franks et al.	D18/15
6,129,016	A *	10/2000	Rehkemper et al.	101/327
D435,583	S *	12/2000	Robillard	D18/15
6,309,088	B1 *	10/2001	Chen	362/253
6,893,316	B2	5/2005	Maxwell et al.		

* cited by examiner

Primary Examiner—Catherine Tuttle

(74) *Attorney, Agent, or Firm*—Perry Hoffman

(57) **CLAIM**

The ornamental design for a toy housing, as shown and described.

DESCRIPTION

FIG. 1 is a perspective view of the toy housing of the instant invention;

FIG. 2 is a top plan view thereof;

FIG. 3 is a bottom view thereof;

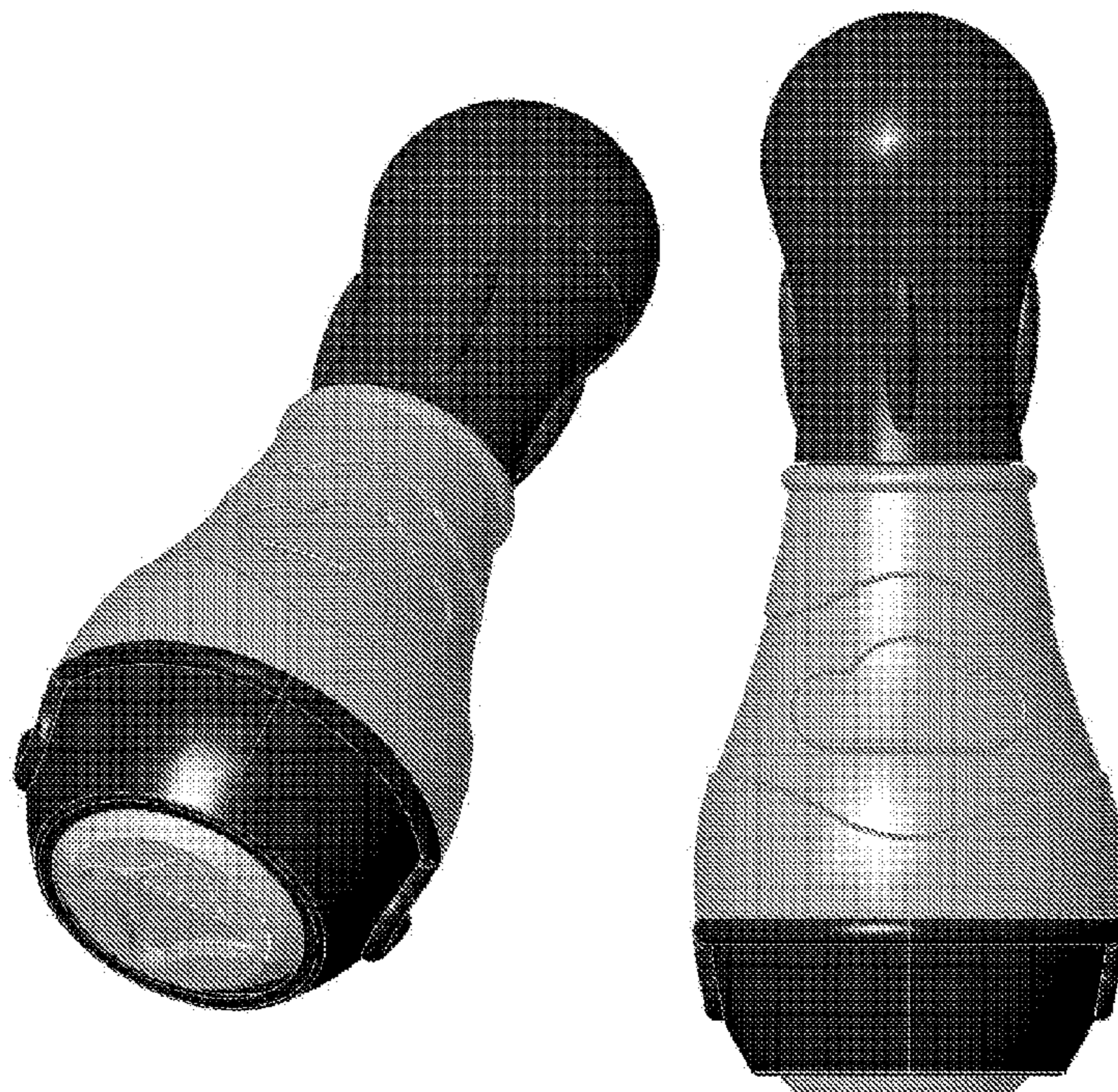
FIG. 4 is a front elevational view thereof;

FIG. 5 is a rear elevational view thereof;

FIG. 6 is a left side elevational view thereof; and,

FIG. 7 is a right side elevational view thereof.

1 Claim, 7 Drawing Sheets



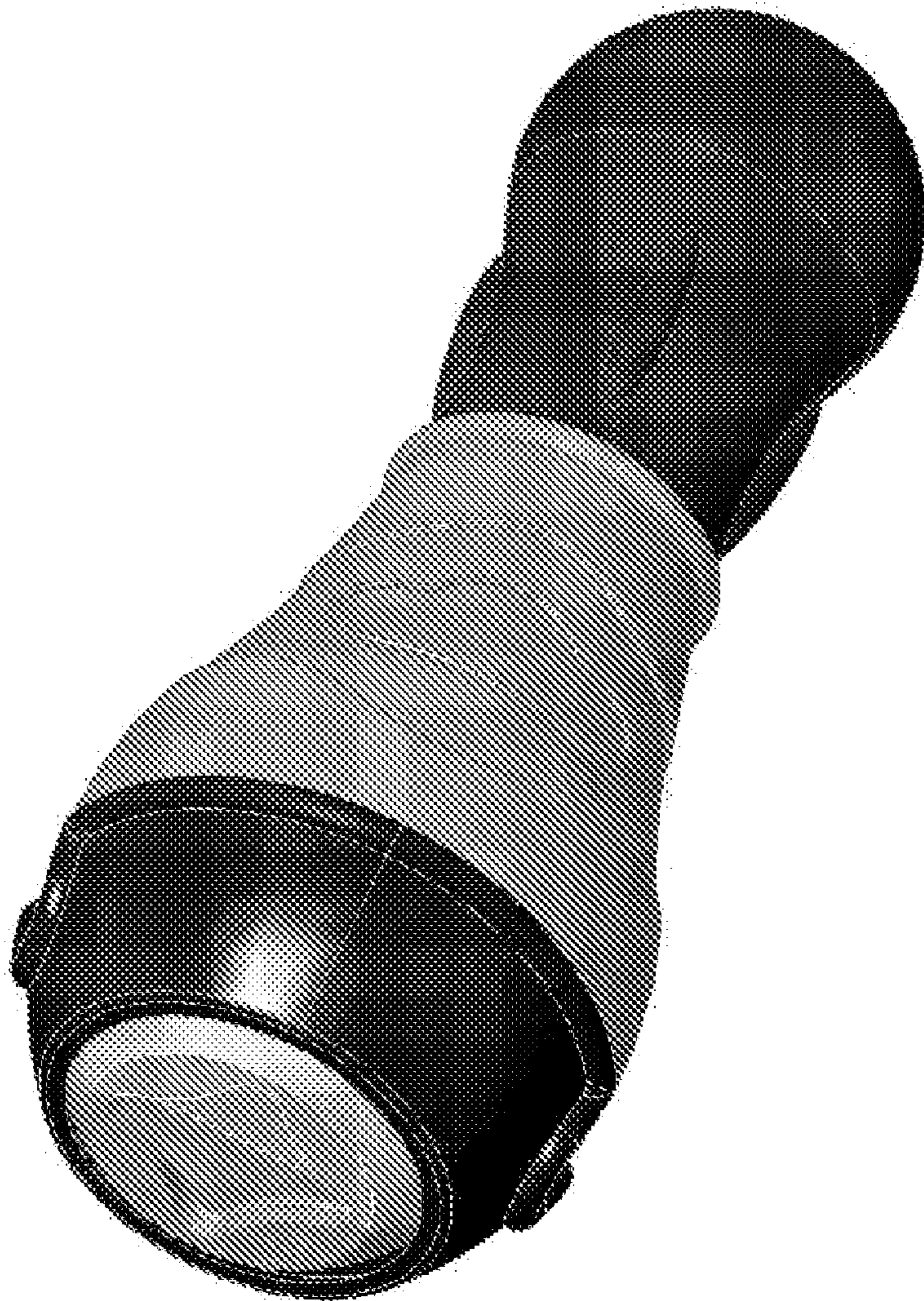


FIG. 1




FIG. 2




FIG. 3

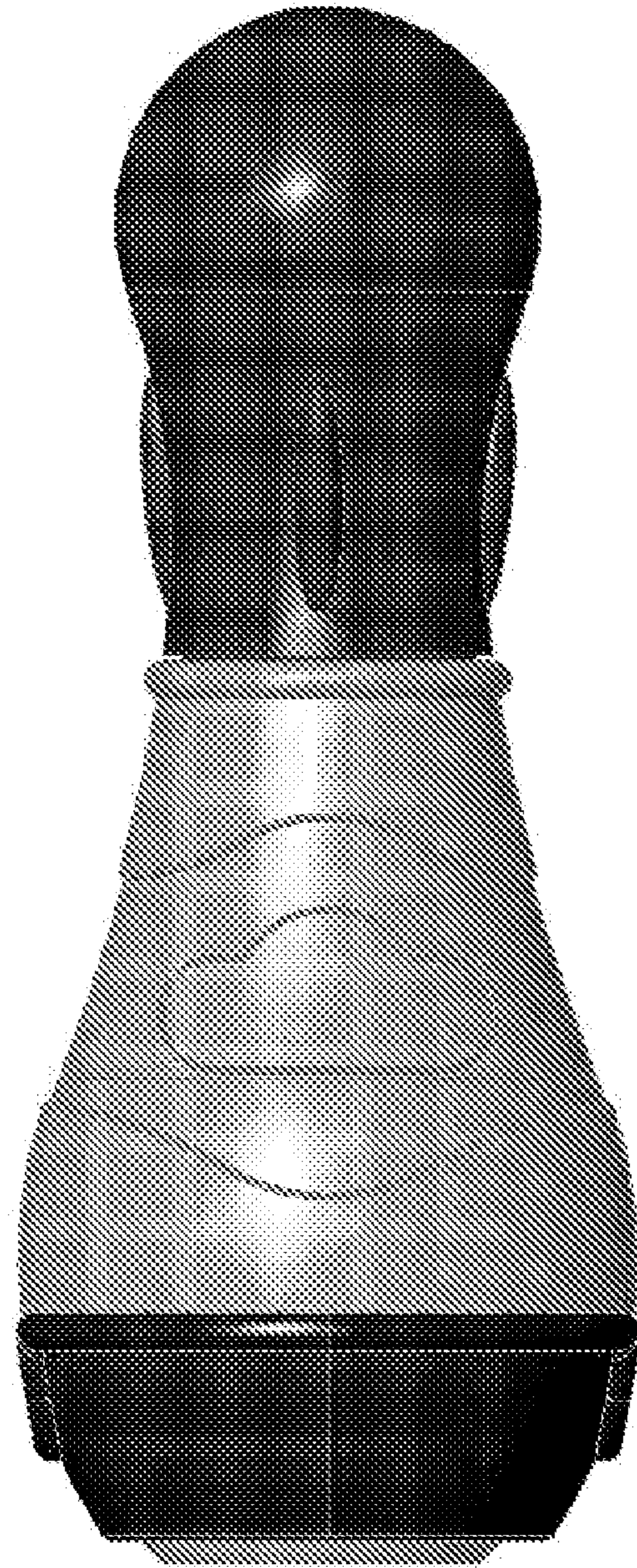


FIG. 4

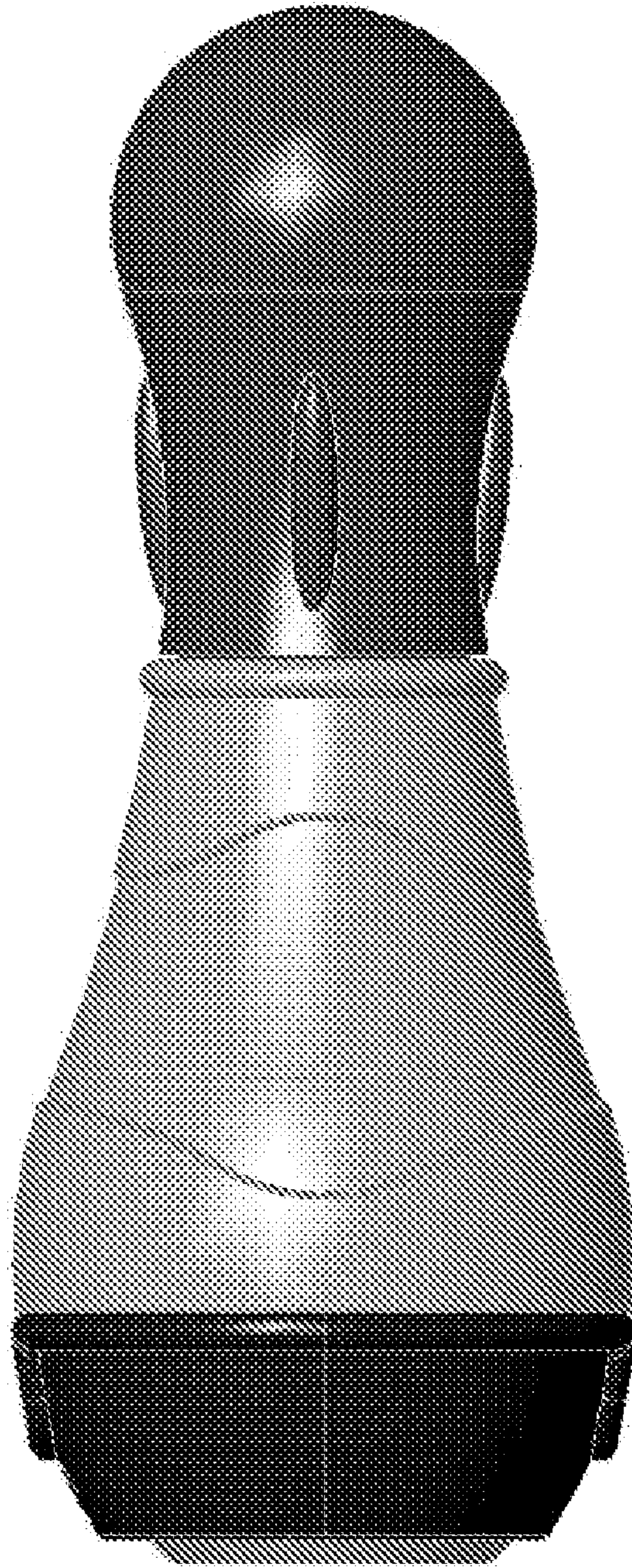


FIG. 5

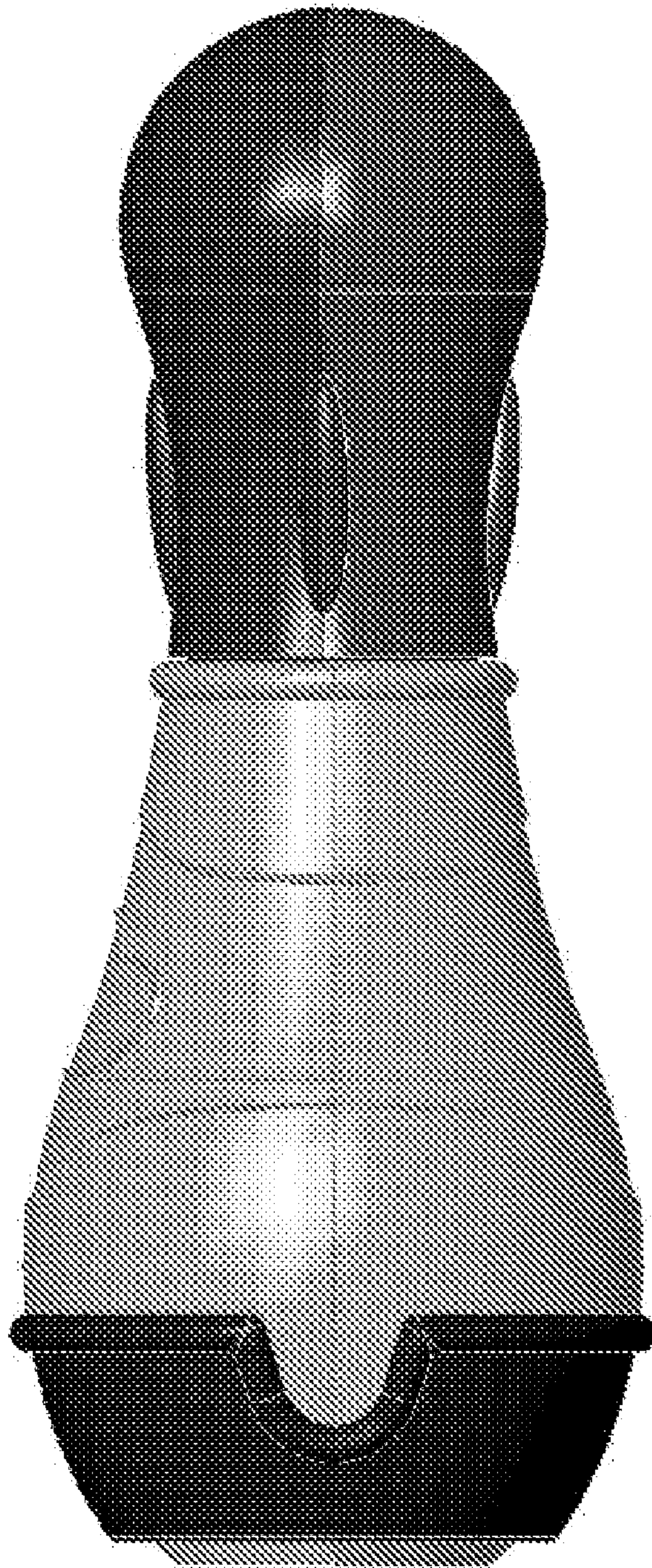


FIG. 6

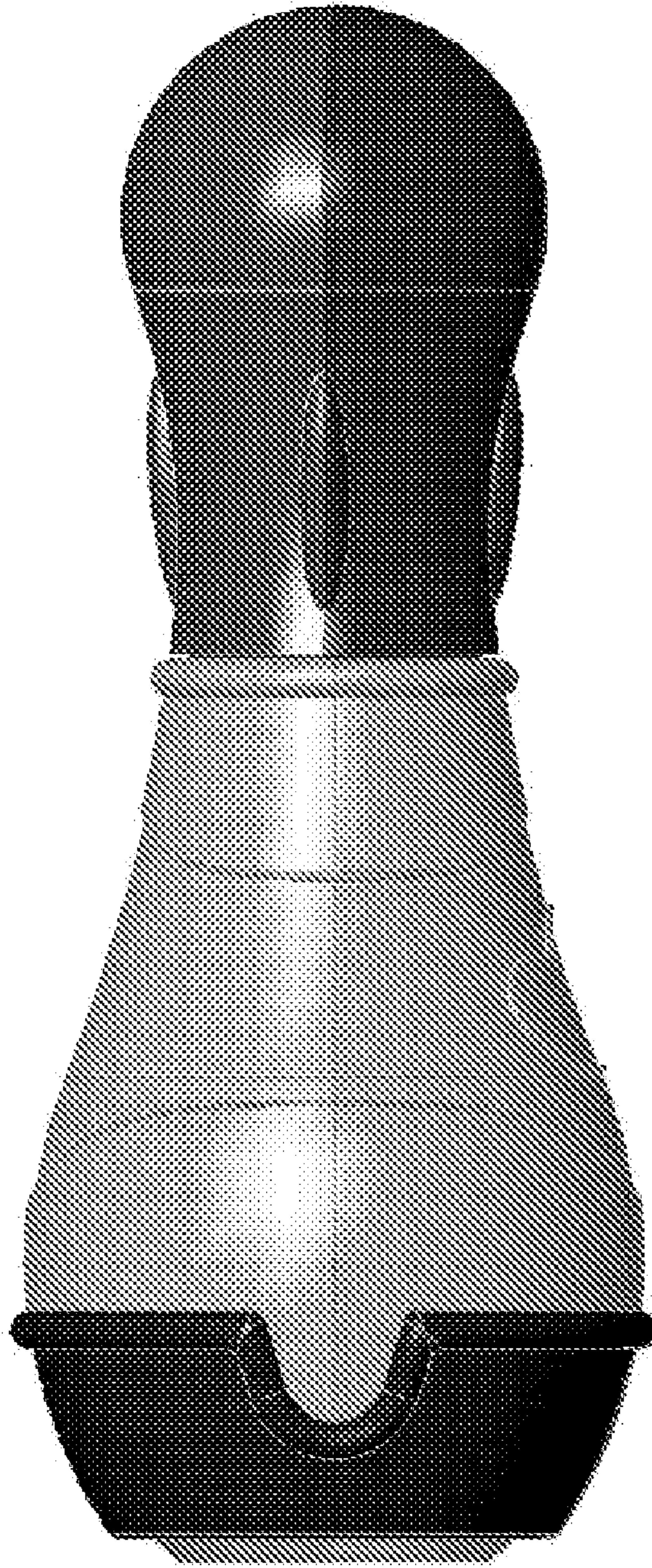


FIG. 7