



US00D578165S

(12) **United States Design Patent**  
**Gray et al.**

(10) **Patent No.:** **US D578,165 S**

(45) **Date of Patent:** **\*\* Oct. 7, 2008**

(54) **PAINT COLOR SAMPLING DISPLAY**

(75) Inventors: **Melinda Gray**, Lorain, OH (US);  
**Marilyn Malone**, Sheffield Lake, OH  
(US); **Barbara Richardson**, Fairview  
Park, OH (US)

(73) Assignee: **The Glidden Company**, Strongsville,  
OH (US)

(\*\*) Term: **14 Years**

(21) Appl. No.: **29/236,760**

(22) Filed: **Aug. 22, 2005**

(51) **LOC (8) Cl.** ..... **20-02**

(52) **U.S. Cl.** ..... **D20/42; D9/415; D20/27;**  
**D20/99; D19/26**

(58) **Field of Classification Search** ..... **D5/99;**  
**D9/600, 414, 415, 433, 434, 457, 499, 715,**  
**D9/722, 737; D19/1, 2, 6, 26-28, 34-37,**  
**D19/59, 62, 76, 86, 91, 92, 100; D20/10,**  
**D20/12, 19, 22, 40, 42, 99, 27; 206/575,**  
**206/232, 81, 1.8, 424, 425, 449, 450-452,**  
**206/459.1, 460, 472, 477, 526, 820, 215,**  
**206/554, 447; 40/1, 124.191, 534, 530, 391;**  
**434/81, 84, 98-100, 102, 365, 367, 430;**  
**356/421, 422; 283/115; 281/15.1, 38**

See application file for complete search history.

(56) **References Cited**

**U.S. PATENT DOCUMENTS**

488,375 A \* 12/1892 White ..... 434/98

521,253 A *	6/1894	Arthur	.....	446/147
1,835,909 A *	12/1931	Shoemaker, Jr.	.....	281/15.1
2,203,167 A *	6/1940	Lodwick	.....	434/98
2,301,647 A *	11/1942	Steinthal	.....	206/472
3,159,931 A *	12/1964	Hopen	.....	40/391
3,434,227 A *	3/1969	Brown, Jr.	.....	434/98
4,400,899 A *	8/1983	Martinez	.....	40/391
5,161,687 A *	11/1992	Kornell et al.	.....	206/447
D375,121 S *	10/1996	Sisilli	.....	D19/1
D482,970 S *	12/2003	Kumakura et al.	.....	D9/457
2004/0184051 A1 *	9/2004	Bailey	.....	358/1.9
2005/0195363 A1 *	9/2005	Sato	.....	351/242

\* cited by examiner

*Primary Examiner*—Catherine Tuttle

(57) **CLAIM**

The ornamental design for the paint color sampling display array, as shown and described.

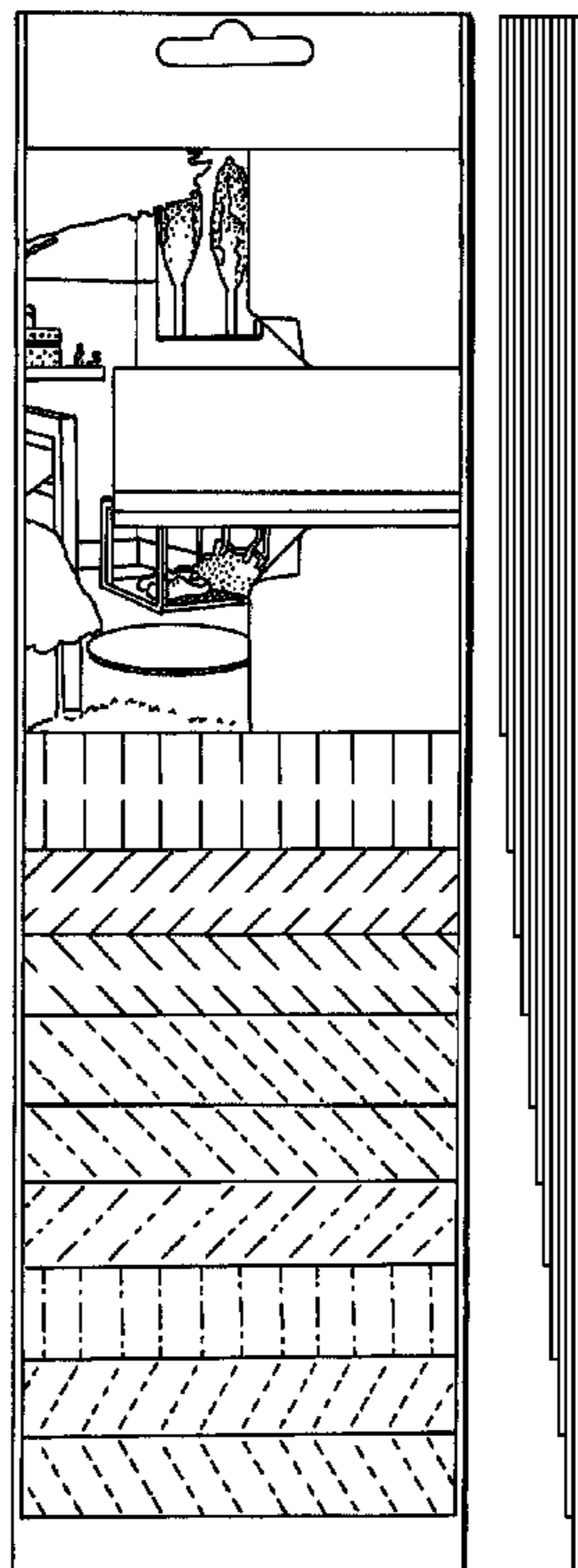
**DESCRIPTION**

FIG. 1 is a front perspective view of a paint color sampling display with multiple sheets; and,

FIG. 2 is a right side plan view of the display of FIG. 1.

The hatching shown in broken lines is included for the purpose of illustrating color contrasts that form no part of the claimed design.

**1 Claim, 1 Drawing Sheet**



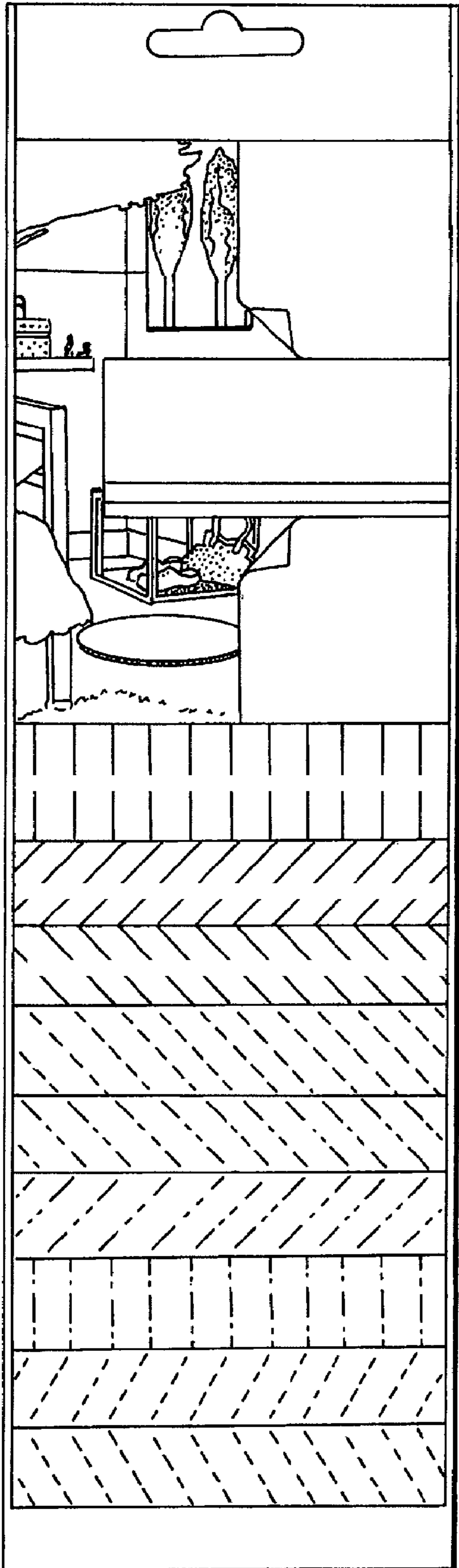


Fig. 1




Fig. 2