

US00D578161S

(12) **United States Design Patent**
Takanashi

(10) **Patent No.:** **US D578,161 S**
(45) **Date of Patent:** **** Oct. 7, 2008**

- (54) **PEN**
- (75) Inventor: **Kazuhiko Takanashi**, Tokyo (JP)
- (73) Assignee: **Mitsubishi Pencil Co., Ltd.**, Tokyo (JP)
- (**) Term: **14 Years**
- (21) Appl. No.: **29/273,282**
- (22) Filed: **Mar. 2, 2007**
- (30) **Foreign Application Priority Data**
Sep. 5, 2006 (JP) 2006-023711
- (51) **LOC (8) Cl.** **19-06**
- (52) **U.S. Cl.** **D19/54**
- (58) **Field of Classification Search** D19/41-51,
D19/53, 54, 55; 401/6-7, 88, 99, 100, 104,
401/109, 209
See application file for complete search history.

(56) **References Cited**

U.S. PATENT DOCUMENTS

- D319,844 S * 9/1991 Grotsch et al. D19/48
- D345,759 S * 4/1994 Poisson D19/57
- D447,174 S * 8/2001 Kamiyama D19/43
- D472,575 S 4/2003 Middleton et al.
- D487,771 S 3/2004 Hwang
- D489,087 S 4/2004 Kent
- D498,791 S * 11/2004 Morrow D19/56

D552,674 S * 10/2007 Qiu et al. D19/48

FOREIGN PATENT DOCUMENTS

JP	D1243428	6/2005
JP	D1272588	6/2006
TW	438394	5/2001
TW	447924	7/2001

* cited by examiner

Primary Examiner—Elizabeth A. Albert
Assistant Examiner—Kelley A Donnelly
(74) *Attorney, Agent, or Firm*—Foley & Lardner LLP

(57) **CLAIM**

The ornamental design for a pen, as shown and described.

DESCRIPTION

FIG. 1 is a perspective view of a pen showing my new design;
FIG. 2 is a front elevational view thereof;
FIG. 3 is a left side elevational view thereof; the right side
elevational view is a mirror image of the left side;
FIG. 4 is a rear elevational view thereof;
FIG. 5 is a top plan view thereof;
FIG. 6 is a bottom plan view thereof; and,
FIG. 7 is an exploded perspective view thereof.
The broken line showing in FIGS. 1 to 7 is for illustrative
purposes only and forms no part of the claimed design.

1 Claim, 1 Drawing Sheet

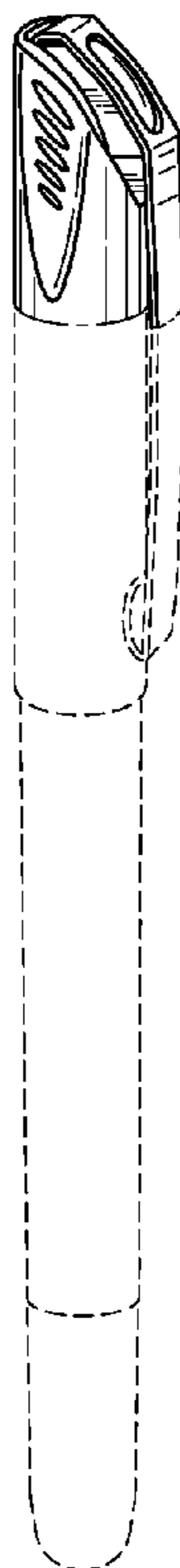


Fig. 1

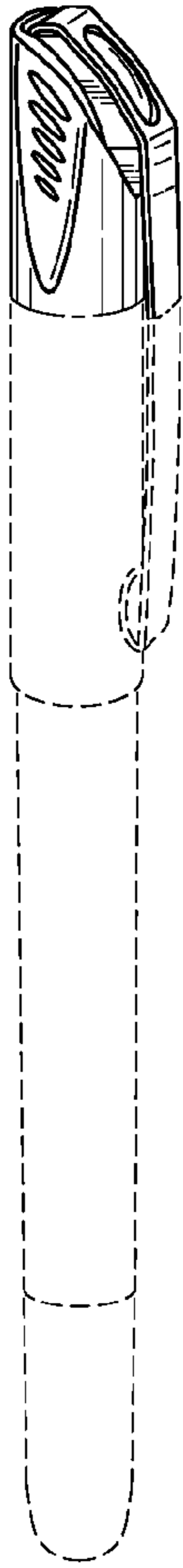


Fig. 2

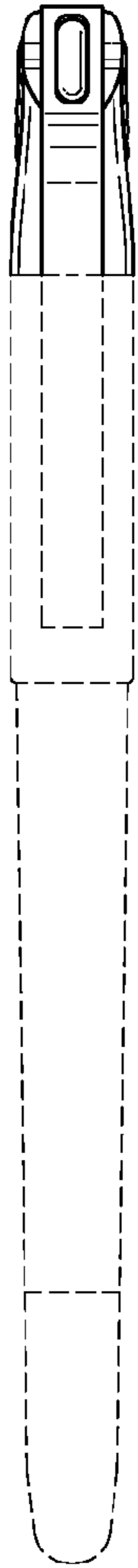


Fig. 3




Fig. 4

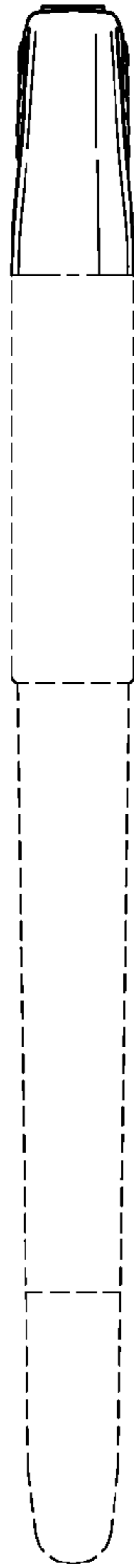


Fig. 7

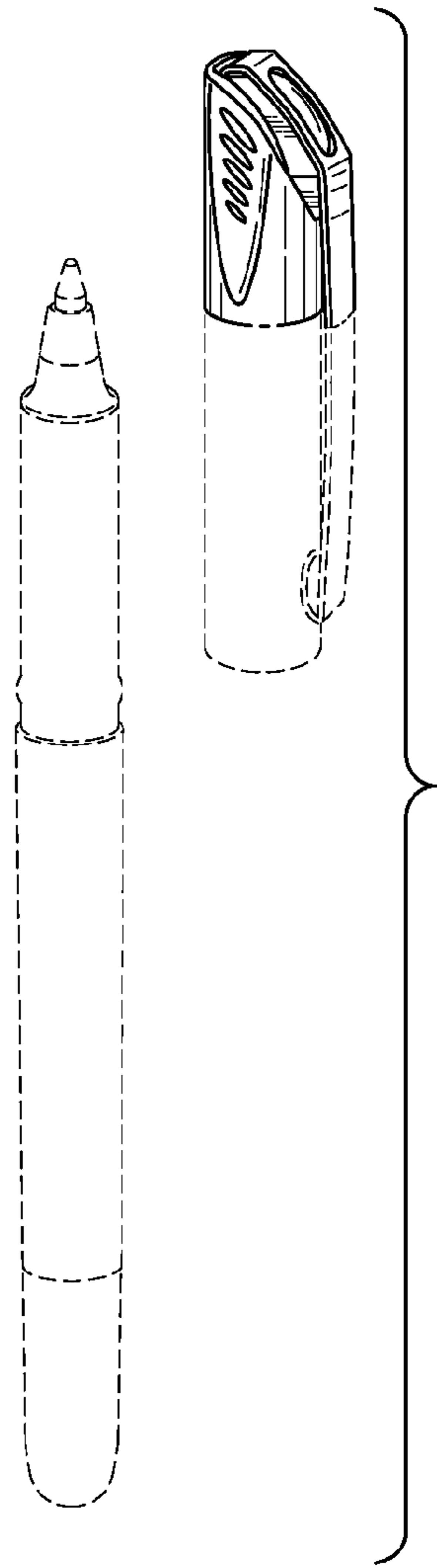


Fig. 5

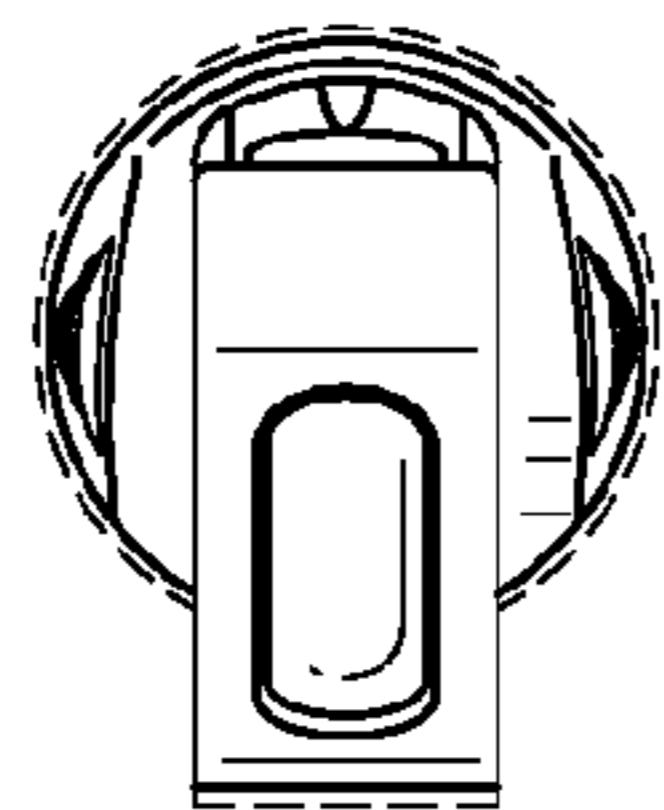


Fig. 6

