



US00D578135S

(12) **United States Design Patent**
Nathan et al.

(10) **Patent No.:** **US D578,135 S**
(45) **Date of Patent:** **** Oct. 7, 2008**

(54) **PORTION OF A DISPLAY SCREEN SHOWING
A TRANSITIONAL USER INTERFACE**

2007/0033540 A1* 2/2007 Bridges et al. 715/769

* cited by examiner

(75) Inventors: **Adam Nathan**, Redmond, WA (US);
Timothy Rice, Bellevue, WA (US);
Andy Sterland, Seattle, WA (US);
Michael Leonard, Lake Stevens, WA
(US); **Jeremy Mazner**, Seattle, WA
(US); **John Montgomery**, Seattle, WA
(US)

Primary Examiner—Cathron Brooks
Assistant Examiner—Deanna Fluegeman
(74) *Attorney, Agent, or Firm*—Banner & Witcoff, Ltd.

(73) Assignee: **Microsoft Corporation**, Redmond, WA
(US)

(57) **CLAIM**

The ornamental design for a portion of a display screen showing a transitional user interface, as shown and described.

(**) Term: **14 Years**

DESCRIPTION

(21) Appl. No.: **29/298,411**

FIG. 1 illustrates a first state of a transitional user interface showing the new design.

(22) Filed: **Dec. 5, 2007**

FIG. 2 illustrates a second state thereof.

(51) **LOC (8) Cl.** **14-04**

(52) **U.S. Cl.** **D14/488; D14/487**

(58) **Field of Classification Search** D14/485–495;
715/700–705, 716, 727, 730, 748, 750, 751,
715/760–762, 764, 775–781, 786, 787, 808–810,
715/832–846, 863–867, 973–977
See application file for complete search history.

FIG. 3 illustrates a third state thereof.

FIG. 4 illustrates a fourth state thereof.

FIG. 5 illustrates a fifth state thereof.

FIG. 6 illustrates a sixth state thereof.

FIG. 7 illustrates a seventh state thereof.

FIG. 8 illustrates an eighth state thereof.

FIG. 9 illustrates a ninth state thereof.

FIG. 10 illustrates a tenth state thereof.

FIG. 11 illustrates an eleventh state thereof.

FIG. 12 illustrates a thirteenth state thereof; and,

FIG. 13 illustrates a fourteenth state thereof.

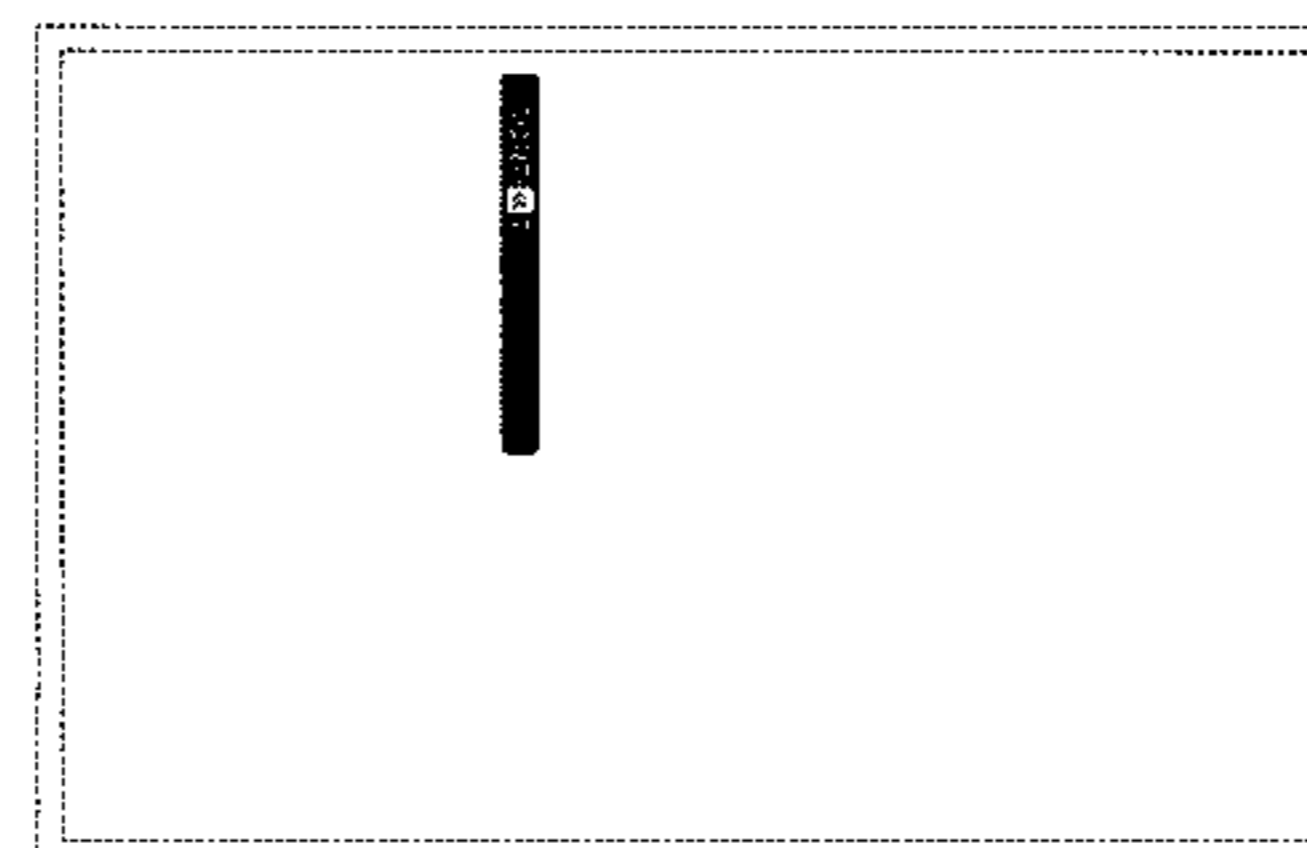
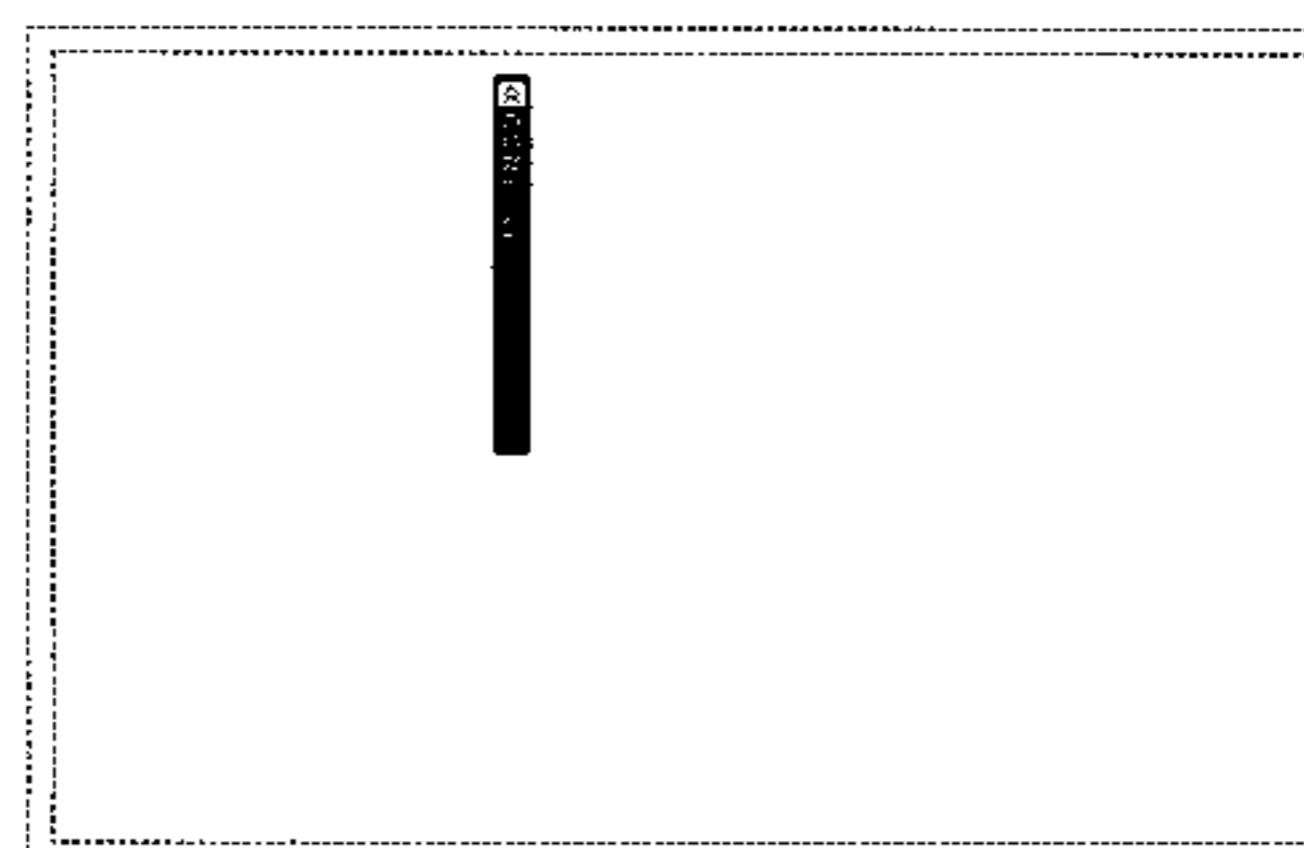
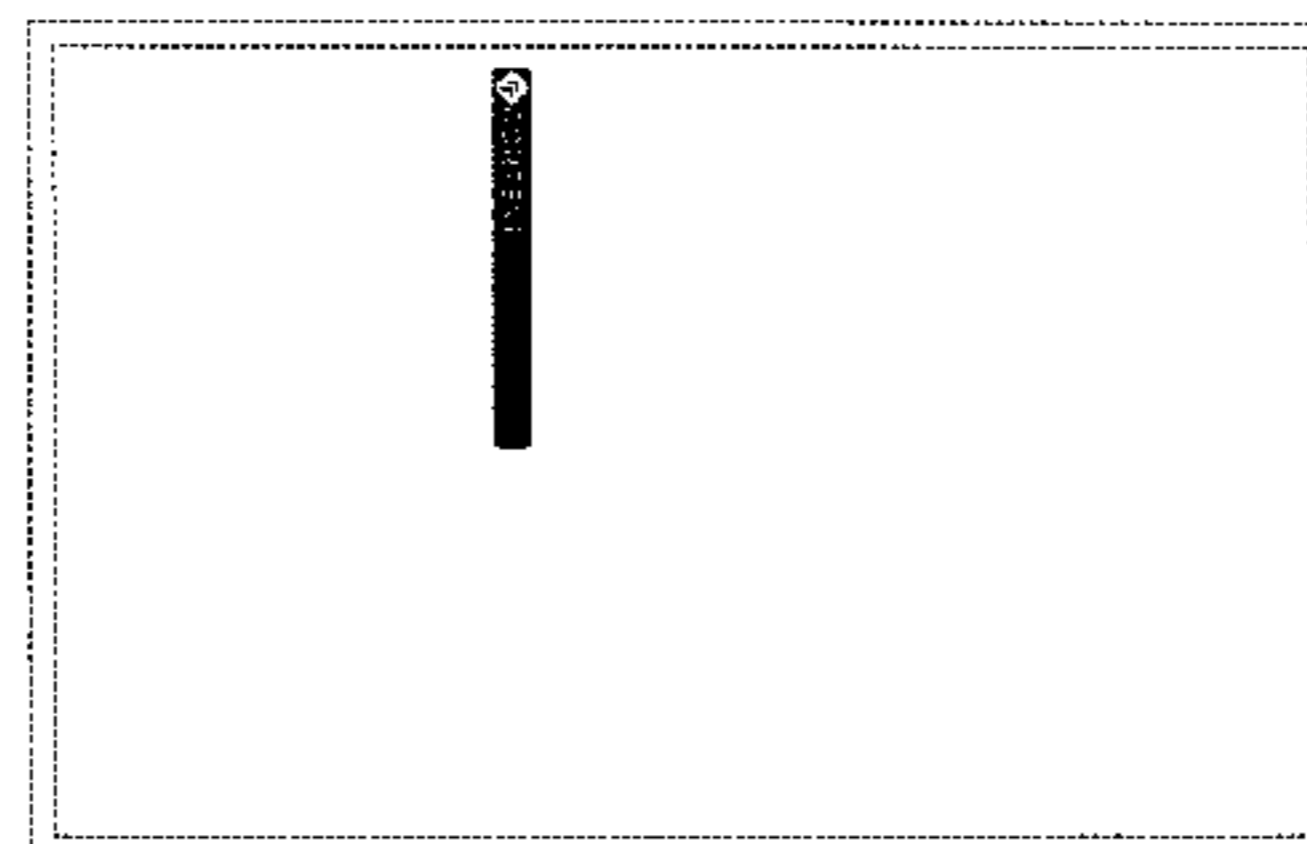
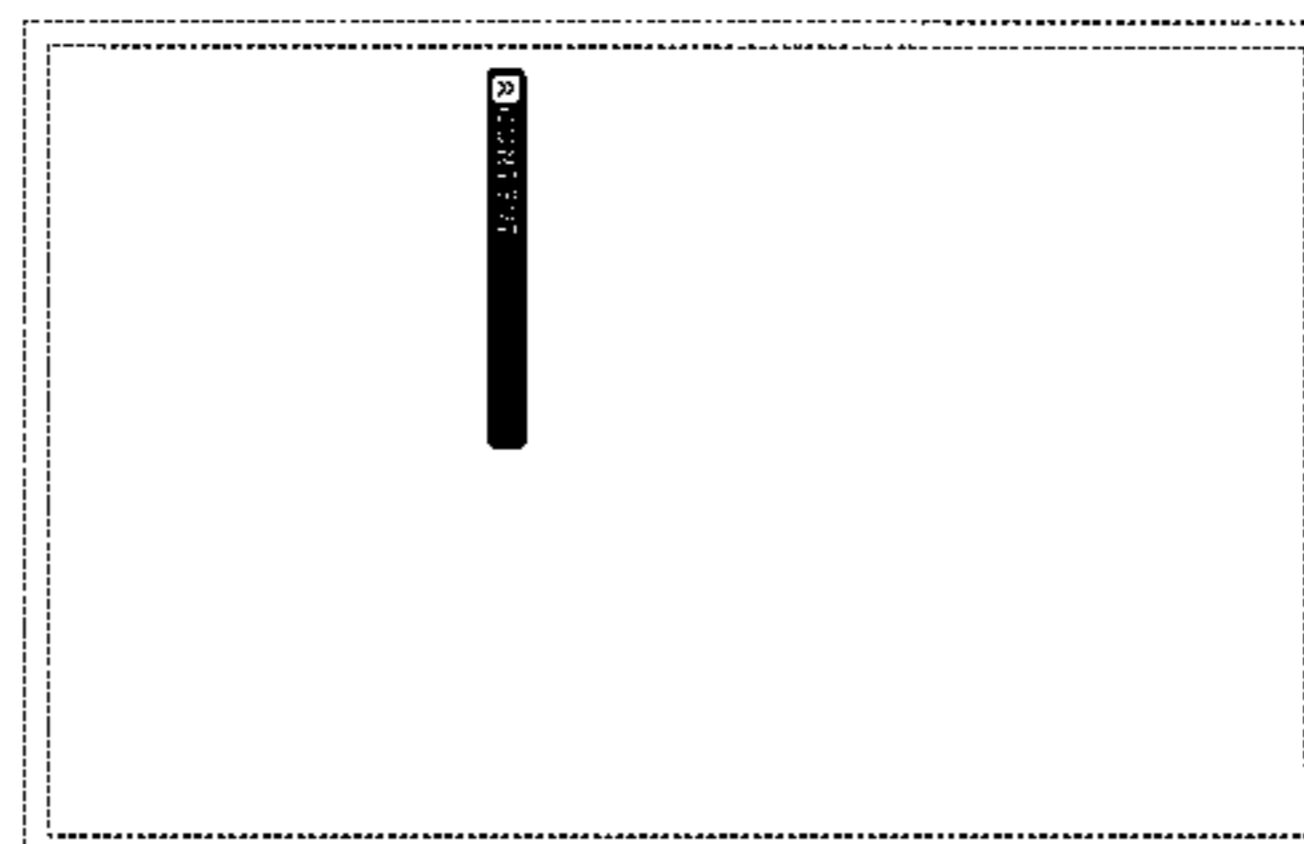
The appearance of the transitional image sequentially transitions between the images shown in FIGS. 1–13. The process or period in which one image transitions to another image forms no part of the claimed design. The broken lines in the Figure represent unclaimed features and form no part of the claimed design. The broken lines illustrating a portion of a display screen are for illustrative purposes only and form no part of the claimed design. The broken lines illustrating “Content” are for illustrative purposes only and form no part of the claimed design.

(56) **References Cited**

U.S. PATENT DOCUMENTS

D426,206	S	*	6/2000	Richter	D14/487
6,240,410	B1	*	5/2001	Wical	715/776
6,795,094	B1	*	9/2004	Watanabe et al.	715/762
6,912,692	B1	*	6/2005	Pappas	715/762
6,931,288	B1	*	8/2005	Lee et al.	715/781
6,976,028	B2	*	12/2005	Fenton et al.	715/762
7,051,286	B1	*	5/2006	Stemmer et al.	715/762
D533,871	S	*	12/2006	Stabb et al.	D14/485
D543,991	S	*	6/2007	Vigesaa	D14/487
D544,495	S	*	6/2007	Evans et al.	D14/488
D553,146	S	*	10/2007	Byeon et al.	D14/486
D554,655	S	*	11/2007	Prater et al.	D14/486
7,308,440	B2	*	12/2007	Rajarajan et al.	715/762
7,331,020	B2	*	2/2008	Chang et al.	715/843
D563,975	S	*	3/2008	Vigesaa	D14/488

1 Claim, 13 Drawing Sheets






FIG. 1




FIG. 2




FIG. 3




FIG. 4




FIG. 5




FIG. 6




FIG. 7




FIG. 8




FIG. 9

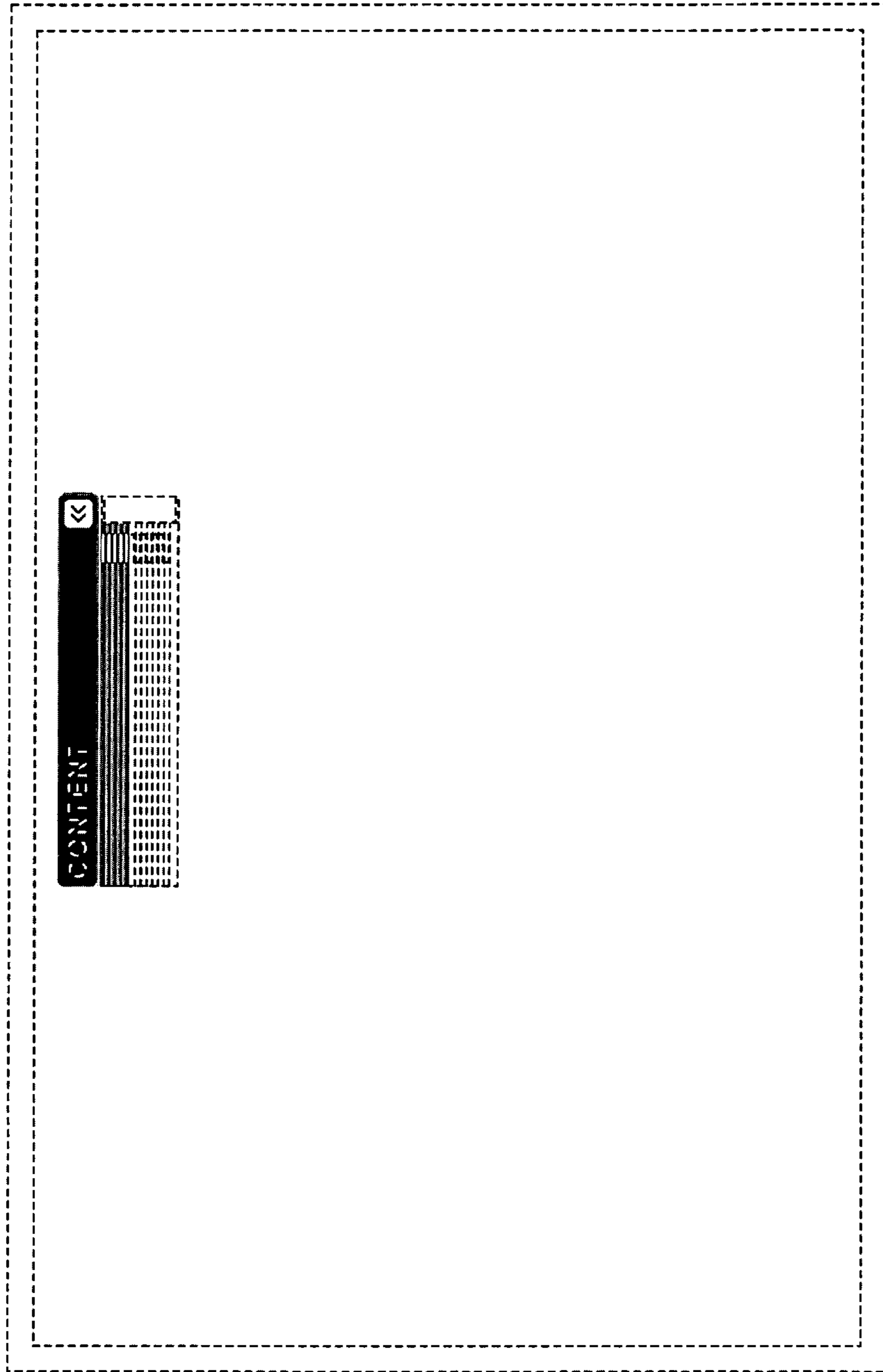


FIG. 10

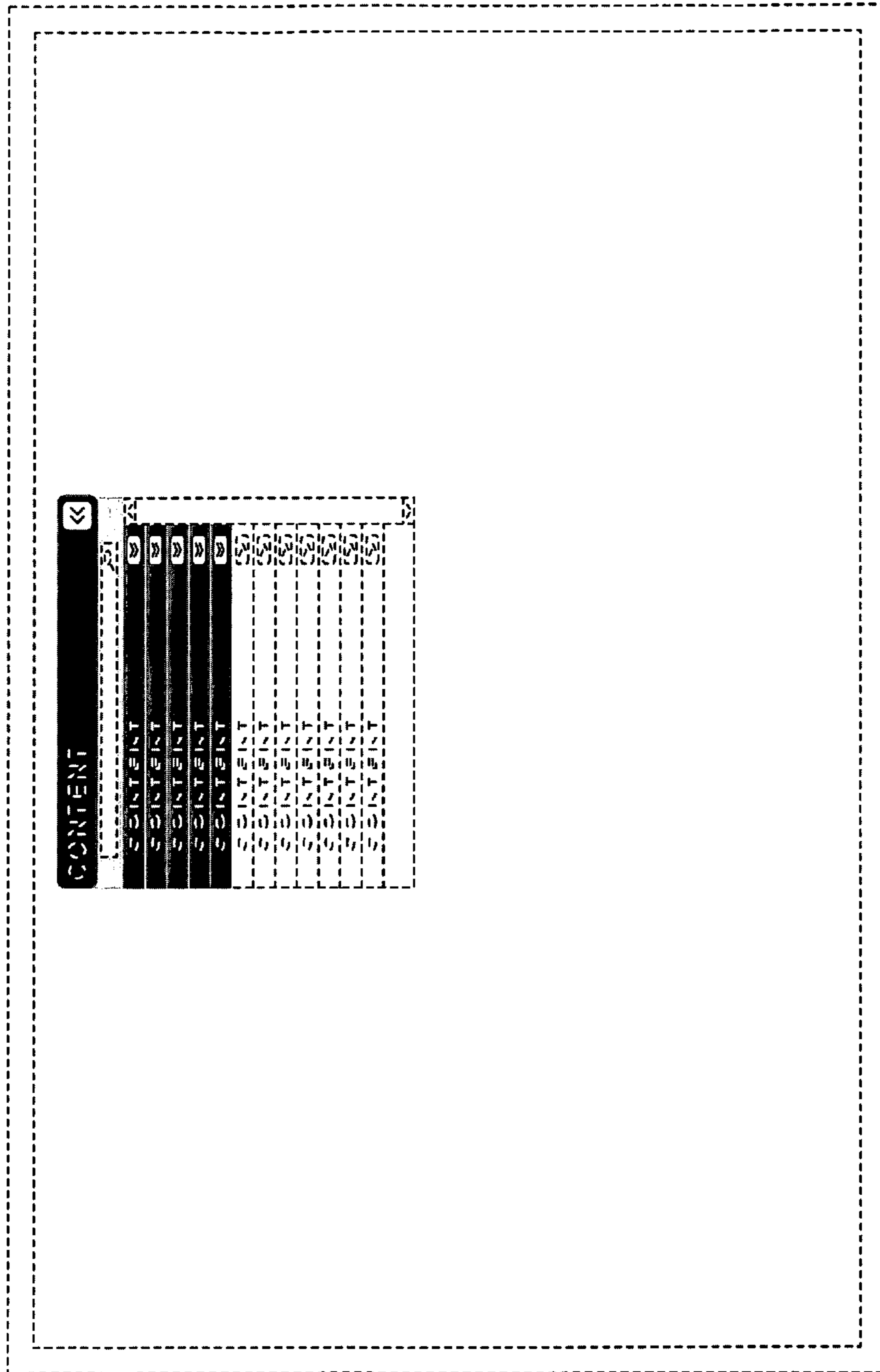


FIG. 11

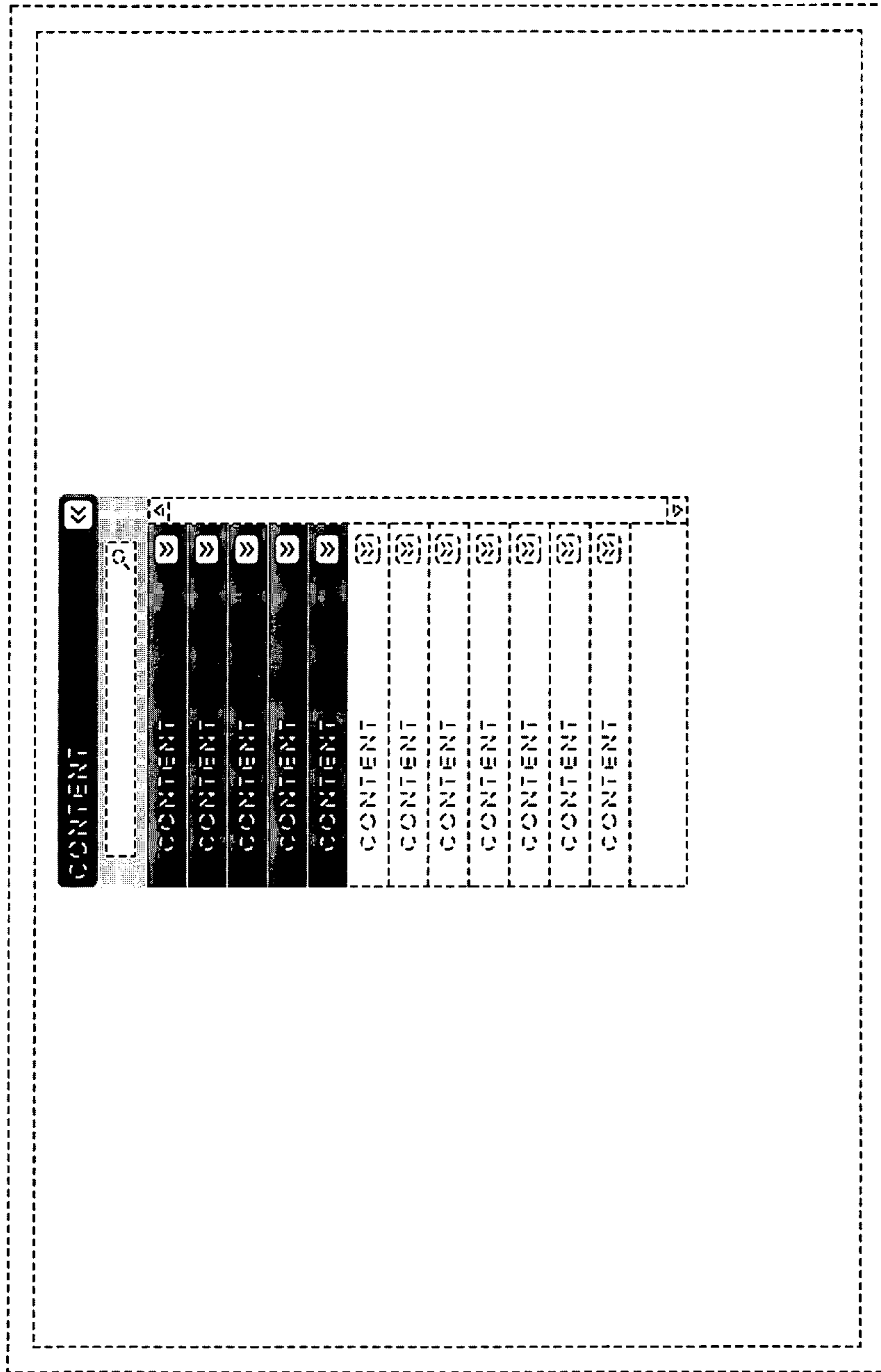


FIG. 12

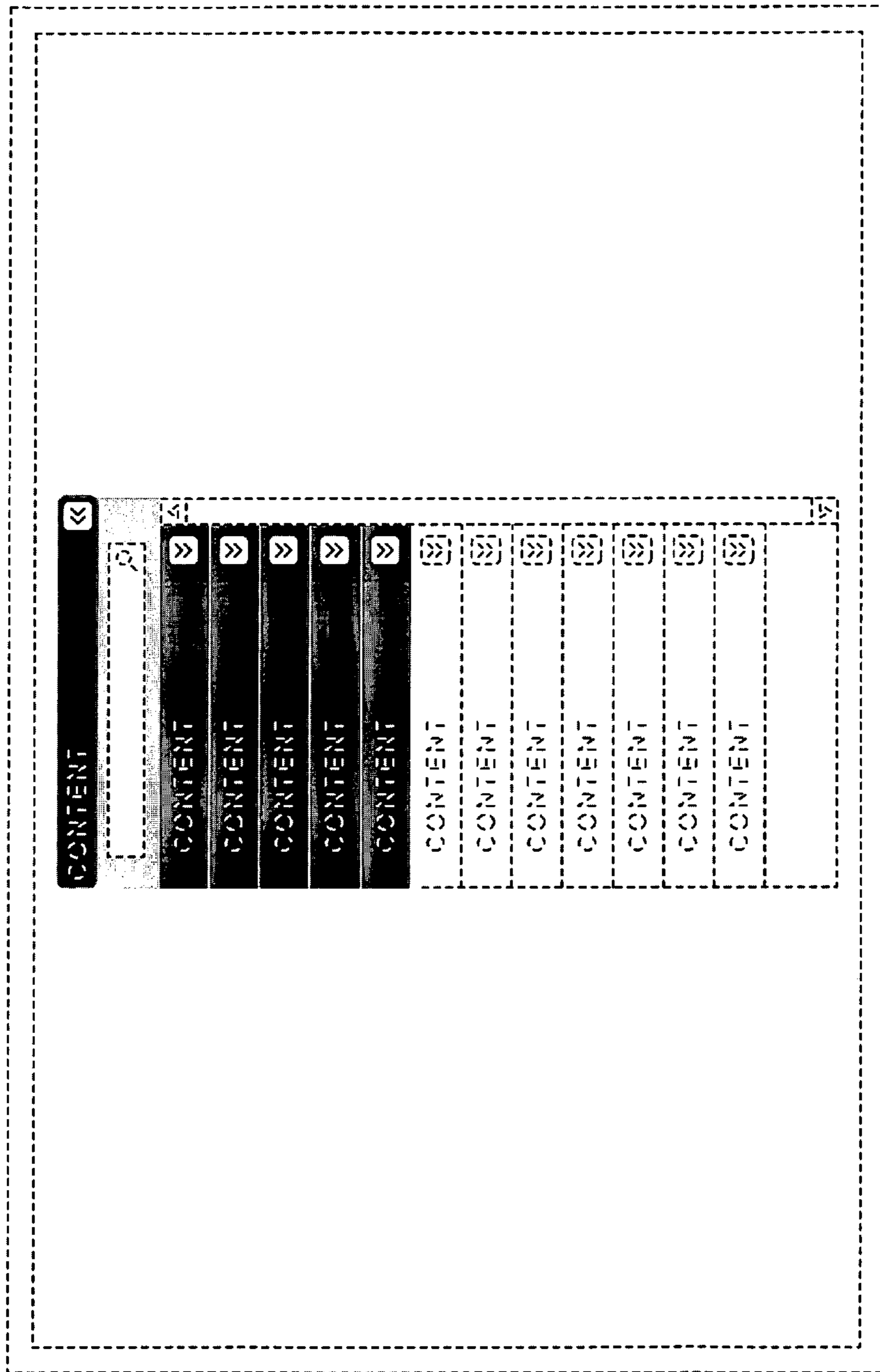


FIG. 13