



US00D578126S

(12) **United States Design Patent**
Kawase

(10) **Patent No.:** **US D578,126 S**
(45) **Date of Patent:** **** Oct. 7, 2008**

(54) **COMPUTER**

(75) Inventor: **Atsushi Kawase**, Tokyo (JP)

(73) Assignee: **Sony Corporation**, Tokyo (JP)

(**) Term: **14 Years**

(21) Appl. No.: **29/262,098**

(22) Filed: **Jun. 27, 2006**

(30) **Foreign Application Priority Data**

Dec. 27, 2005 (JP) D2005-038414

(51) **LOC (8) Cl.** **14-02**

(52) **U.S. Cl.** **D14/432; D14/317**

(58) **Field of Classification Search** D14/315-327,
D14/384, 432, 439-446, 341, 345, 353-355,
D14/125, 130, 132, 138, 239, 485-495; D16/202,
D16/208; 235/145 A, 145 R; 341/22, 23;
349/12; 361/680-686; D20/11, 13, 22, 28
See application file for complete search history.

(56) **References Cited**

U.S. PATENT DOCUMENTS

D339,230 S * 9/1993 Thompson D20/22

D437,322 S * 2/2001 Suzuki D14/432
D438,538 S * 3/2001 Ogasawara D14/317
D460,444 S * 7/2002 Nagai et al. D14/248
D516,065 S * 2/2006 Lee et al. D14/317
D533,550 S * 12/2006 Yamada D14/318
D539,810 S * 4/2007 Cummins D14/489
D540,319 S * 4/2007 Iseki D14/318
D540,343 S * 4/2007 Cummins D14/489

* cited by examiner

Primary Examiner—Cathron Brooks

Assistant Examiner—Deanna Fluegeman

(74) *Attorney, Agent, or Firm*—Rader, Fishman & Grauer, PLLC

(57) **CLAIM**

The ornamental design for a computer, as shown and described.

DESCRIPTION

FIG. 1 is a perspective view of a computer showing my new design;

FIG. 2 is a front elevational view thereof; and,

FIG. 3 is an enlarged view thereof, with the unclaimed portions of the design removed for ease of illustration.

1 Claim, 3 Drawing Sheets

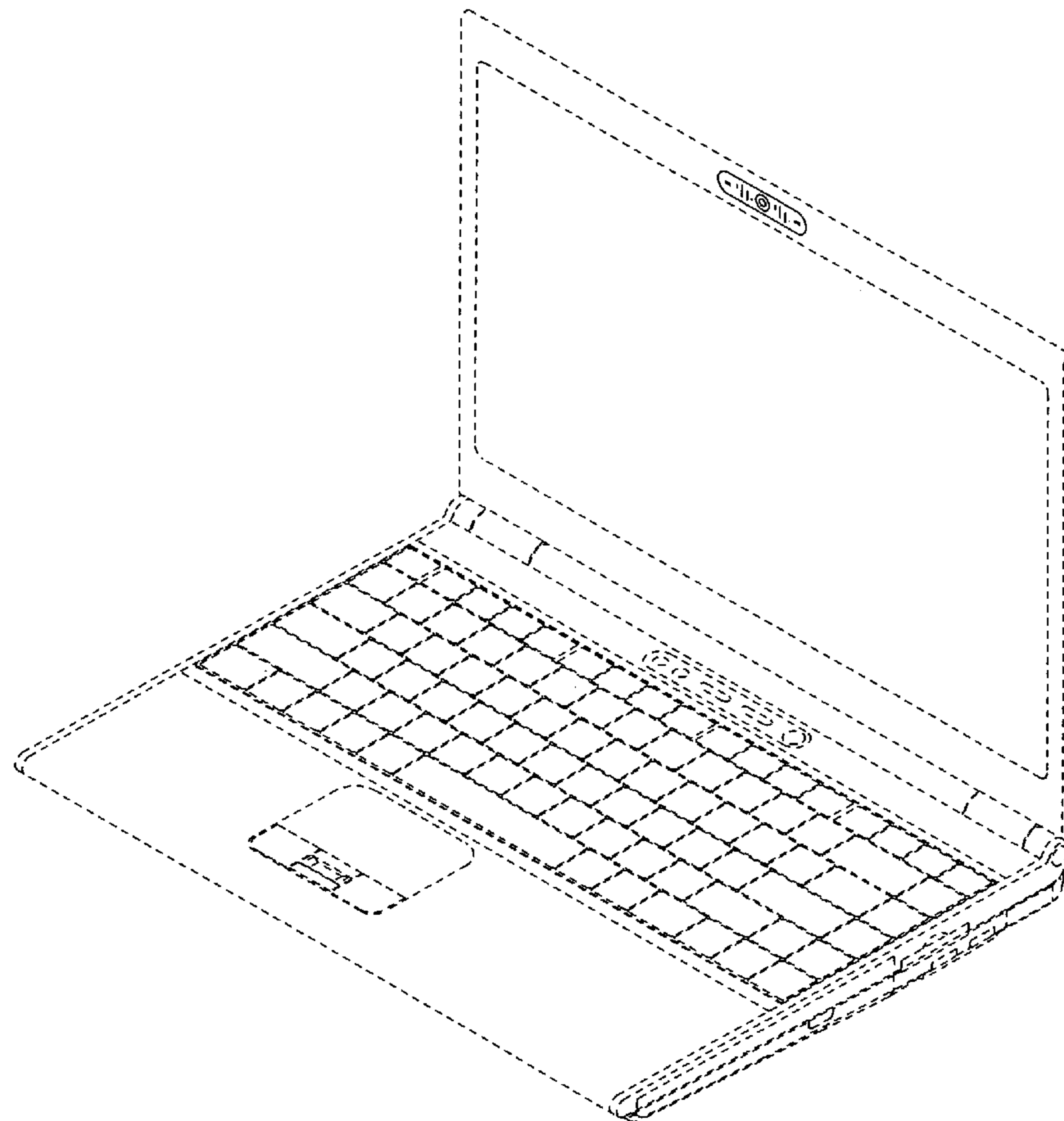


Fig. 1

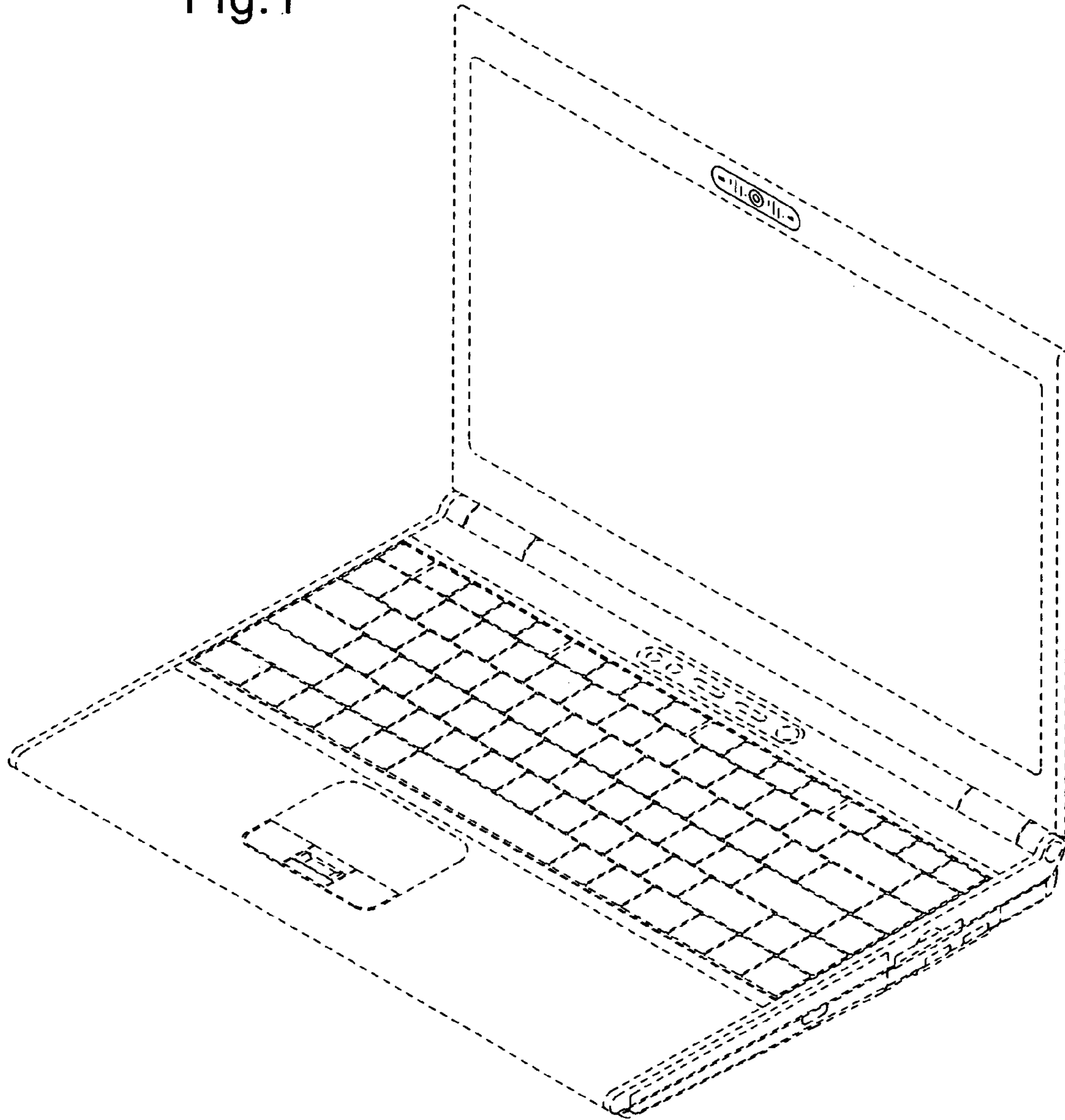


Fig.2




Fig.3

