



US00D578119S

(12) **United States Design Patent**
Camarena et al.

(10) **Patent No.:** **US D578,119 S**
(45) **Date of Patent:** **** Oct. 7, 2008**

(54) **HARD DRIVE ENCLOSURE**

(75) Inventors: **Manuel B. Camarena**, Yorba Linda, CA (US); **Scott J. Maccabe**, Laguna Hills, CA (US); **Maciek M. Brzeski**, Mission Viejo, CA (US); **Linda C. Morris**, Laguna Nigel, CA (US); **Mark J. Quinn**, Mission Viejo, CA (US); **Daniel K. Harden**, Palo Alto, CA (US); **David S. Benavidez**, Santa Clara, CA (US)

(73) Assignee: **Toshiba America Information Systems, Inc.**, Irvine, CA (US)

(**) Term: **14 Years**

(21) Appl. No.: **29/270,663**

(22) Filed: **Dec. 29, 2006**

(51) **LOC (8) Cl.** **14-02**

(52) **U.S. Cl.** **D14/368**

(58) **Field of Classification Search** D13/149, D13/184; D14/301, 313, 348-358, 363, D14/368-370, 432-436, 496, 137, 155, 167-168, D14/240-242; 360/131-133, 97.01, 97.03; 361/683-686, 724-725, 752; 369/272.1, 369/273, 75.11, 12, 13.01; 711/100, 115
See application file for complete search history.

(56) **References Cited**

U.S. PATENT DOCUMENTS

D520,000 S * 5/2006 Weiher et al. D14/356

D530,323 S * 10/2006 Hsu D14/348
7,120,014 B2 * 10/2006 Yang 361/685
D532,785 S * 11/2006 Lo et al. D14/363
D532,786 S * 11/2006 Iseki D14/365
D534,910 S * 1/2007 Weiher et al. D14/356
D541,273 S * 4/2007 Wang D14/356
D541,274 S * 4/2007 Wang D14/356
D565,571 S * 4/2008 Trifilio et al. D14/434
D568,312 S * 5/2008 Wang et al. D14/356
D568,314 S * 5/2008 Wang D14/356

* cited by examiner

Primary Examiner—Brian N Vinson

(74) *Attorney, Agent, or Firm*—Schwegman, Lundberg & Woessner, P.A.

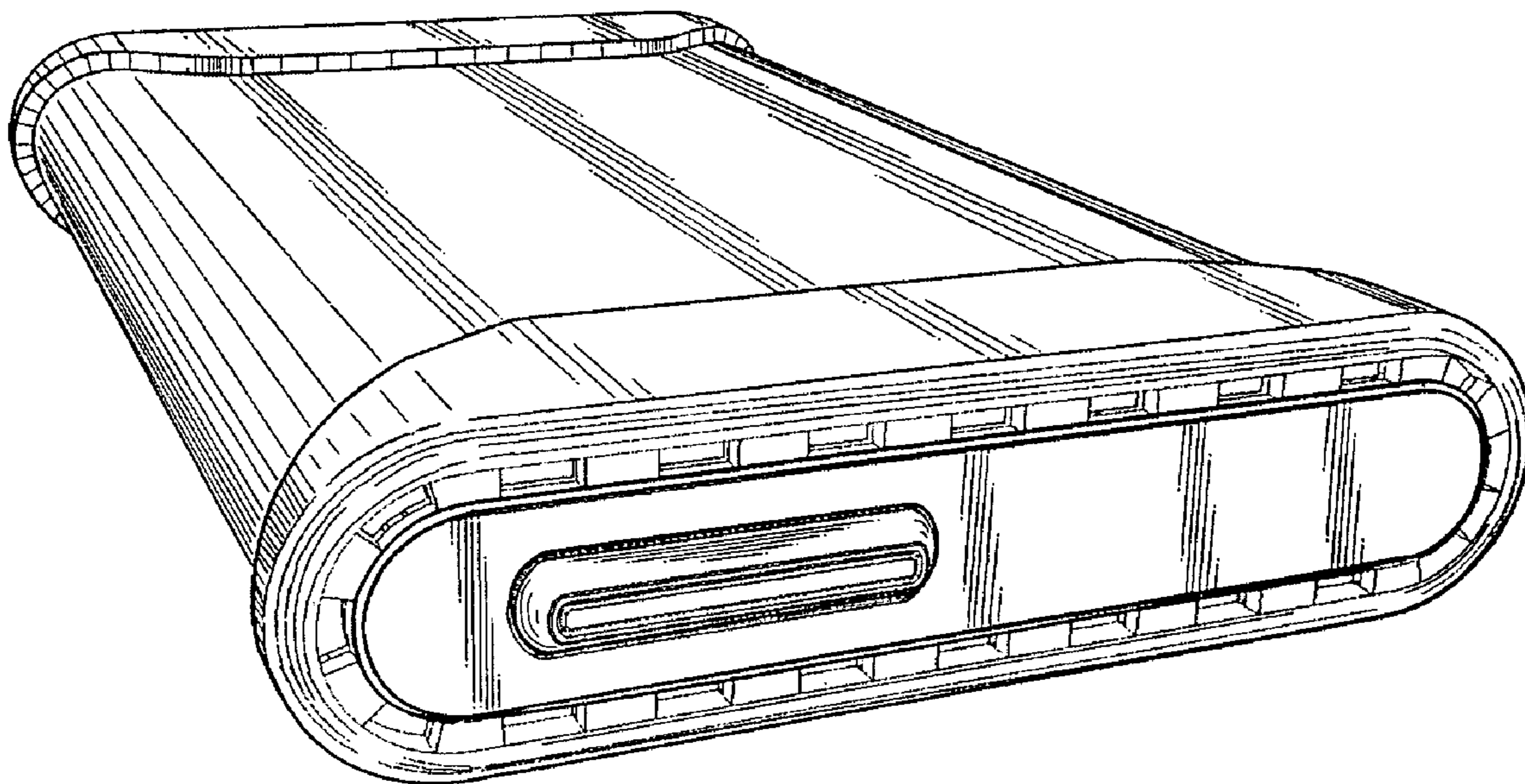
(57) **CLAIM**

The ornamental design for a hard drive enclosure, as shown and described.

DESCRIPTION

FIG. 1 is a top, front, and left side perspective view of the hard drive enclosure, incorporating the new design;
FIG. 2 is a front elevational view thereof;
FIG. 3 is a rear elevation view thereof;
FIG. 4 is a top plan view thereof;
FIG. 5 is a left side elevation view thereof; a right side elevation view being a mirror image thereof; and,
FIG. 6 is a bottom plan view thereof.

1 Claim, 2 Drawing Sheets



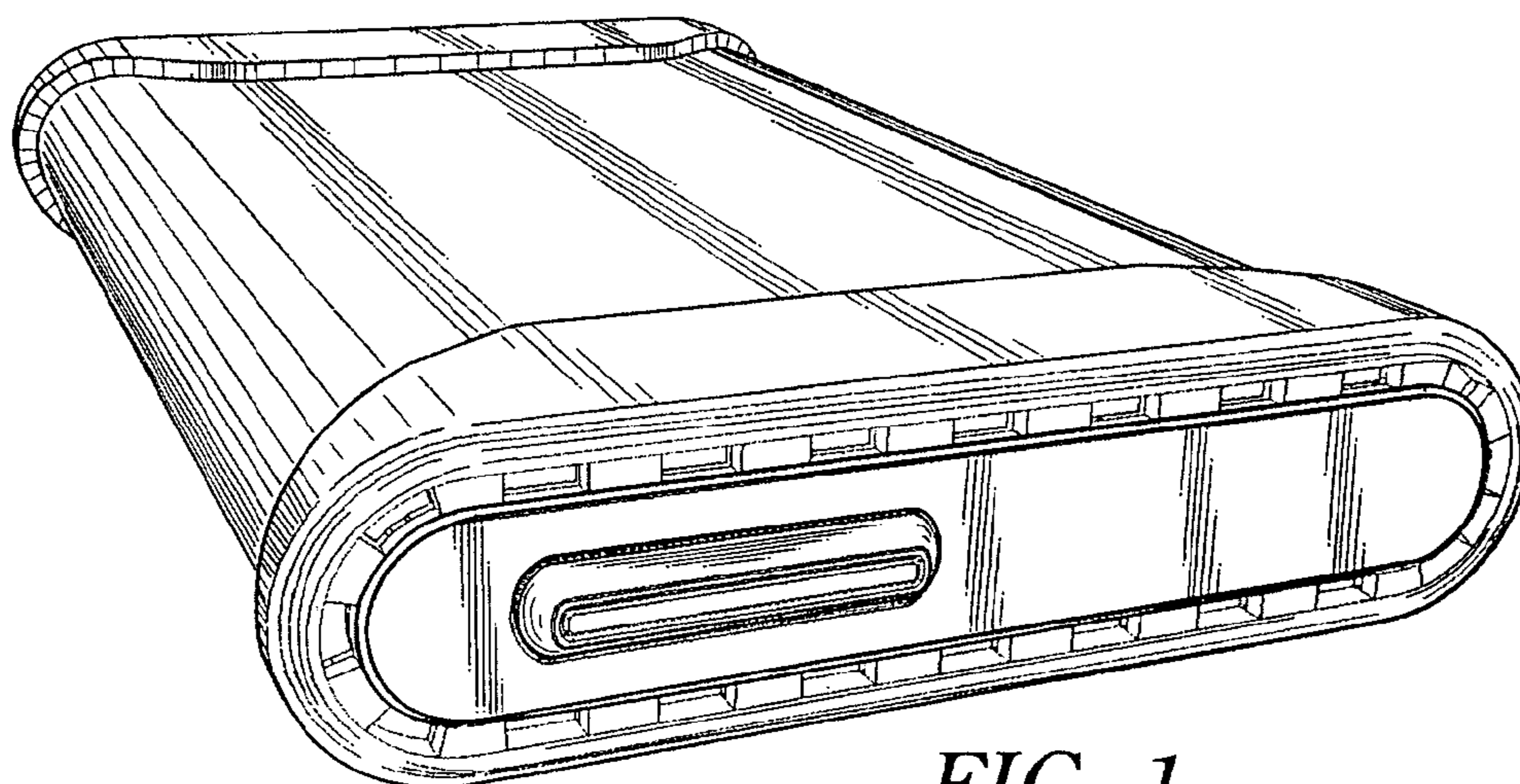


FIG. 1

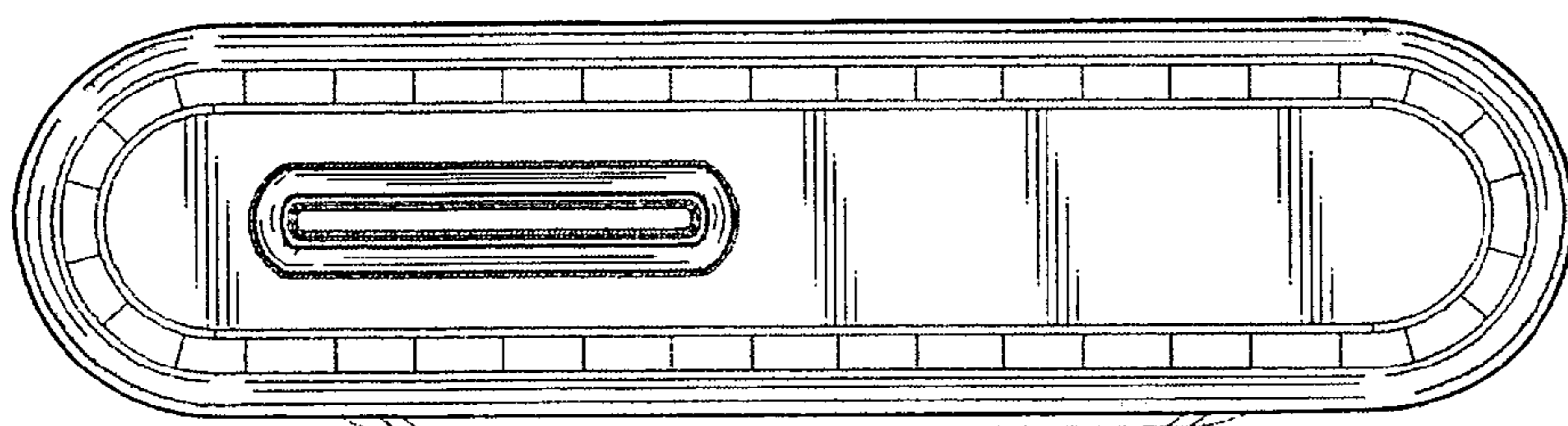


FIG. 2

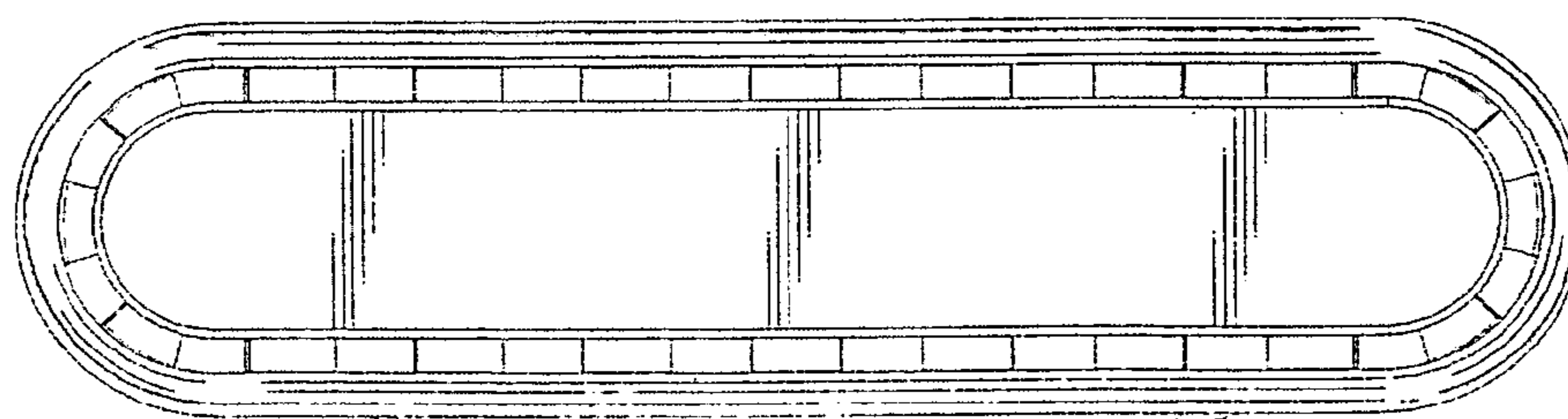


FIG. 3




FIG. 4

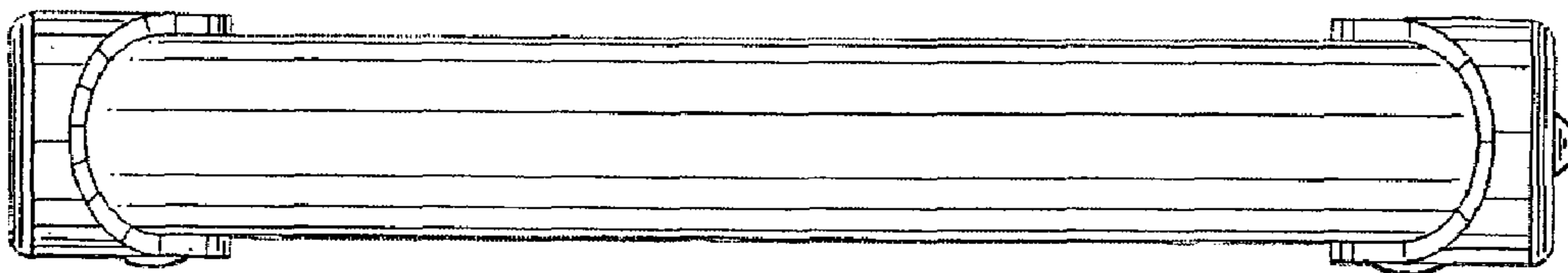


FIG. 5




FIG. 6