



US00D578117S

(12) **United States Design Patent**  
**Freed et al.**

(10) **Patent No.:** **US D578,117 S**  
(45) **Date of Patent:** **\*\* Oct. 7, 2008**

(54) **ELECTRONIC TABLET**

(75) Inventors: **Robert M. Freed**, Kenmore, WA (US);  
**William A. S. Buxton**, Toronto, CA  
(US); **Margaret Johnson**, Kirkland, WA  
(US); **Margaret E. Winsor**, Seattle, WA  
(US)

(73) Assignee: **Microsoft Corporation**, Redmond, WA  
(US)

(\*\*) Term: **14 Years**

(21) Appl. No.: **29/275,009**

(22) Filed: **Dec. 8, 2006**

(51) **LOC (8) Cl.** ..... **14-02**

(52) **U.S. Cl.** ..... **D14/341**

(58) **Field of Classification Search** ..... D14/314,  
D14/342, 343, 344, 345, 346, 347, 454, 439,  
D14/455, 456, 137, 192, 239, 247, 315, 327,  
D14/331, 336, 338, 339, 374, 393, 394, 399,  
D14/400, 401, 429, 432, 496, 125, 126, 129,  
D14/130, 138; D21/324, 329, 330, 331,  
D21/333; D18/7; D10/32; 455/556.1, 556.2;  
379/433.01, 433.07, 433.1, 433.11, 433.12,  
379/433.13; 345/169, 173; 348/14.02, 790;  
341/22; 361/680; 273/148 B; 368/281  
See application file for complete search history.

(56) **References Cited**

**U.S. PATENT DOCUMENTS**

5,695,345 A \* 12/1997 Weiner et al. .... 434/317  
D469,762 S \* 2/2003 Iwama et al. .... D14/341  
D484,133 S \* 12/2003 Liu et al. .... D14/375

6,757,156 B2 \* 6/2004 Adams et al. .... 361/681  
D495,702 S \* 9/2004 Olson et al. .... D14/371  
D537,441 S \* 2/2007 Bruker ..... D14/341  
D538,801 S \* 3/2007 Taylor ..... D14/341  
D539,354 S \* 3/2007 Mak ..... D21/329  
D540,759 S \* 4/2007 Macey et al. .... D14/126  
D548,734 S \* 8/2007 Huttunen et al. .... D14/341  
D558,698 S \* 1/2008 Chu ..... D14/126  
D559,327 S \* 1/2008 Luk et al. .... D21/332  
2002/0093493 A1 \* 7/2002 Michaeli et al. .... 345/173

\* cited by examiner

*Primary Examiner*—Cathron Brooks

*Assistant Examiner*—Angela J Lee

(74) *Attorney, Agent, or Firm*—Banner & Witcoff, Ltd.

(57) **CLAIM**

The ornamental design for an electronic tablet, as shown and described.

**DESCRIPTION**

FIG. 1 is a front perspective view of an electronic tablet showing our new design;

FIG. 2 is a front view thereof;

FIG. 3 is a left view thereof;

FIG. 4 is a right view thereof;

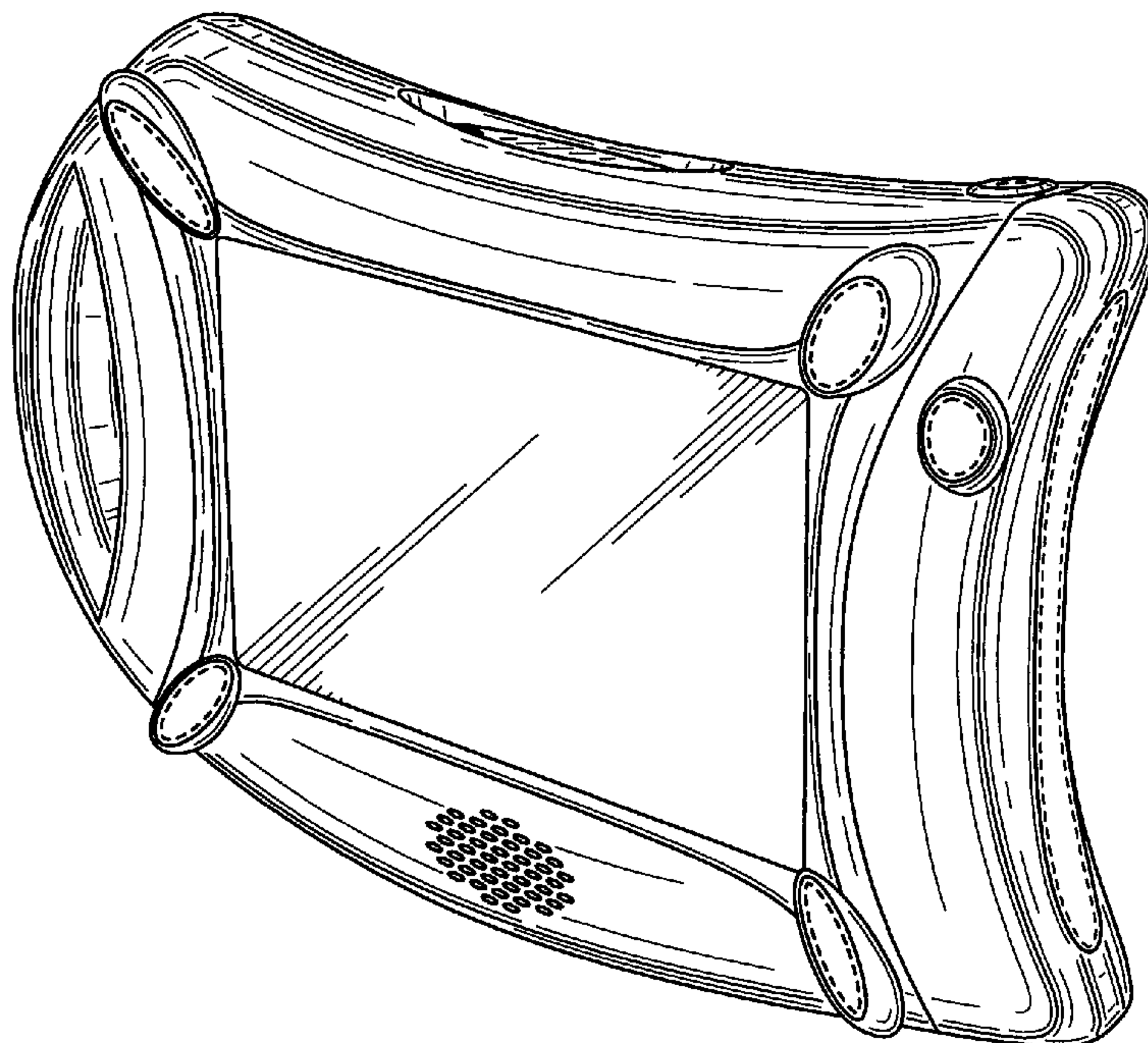
FIG. 5 is a top view thereof;

FIG. 6 is a bottom view thereof; and,

FIG. 7 is a rear view thereof.

The broken line showing of various regions depicts environmental subject matter only and forms no part of the claimed design.

**1 Claim, 5 Drawing Sheets**



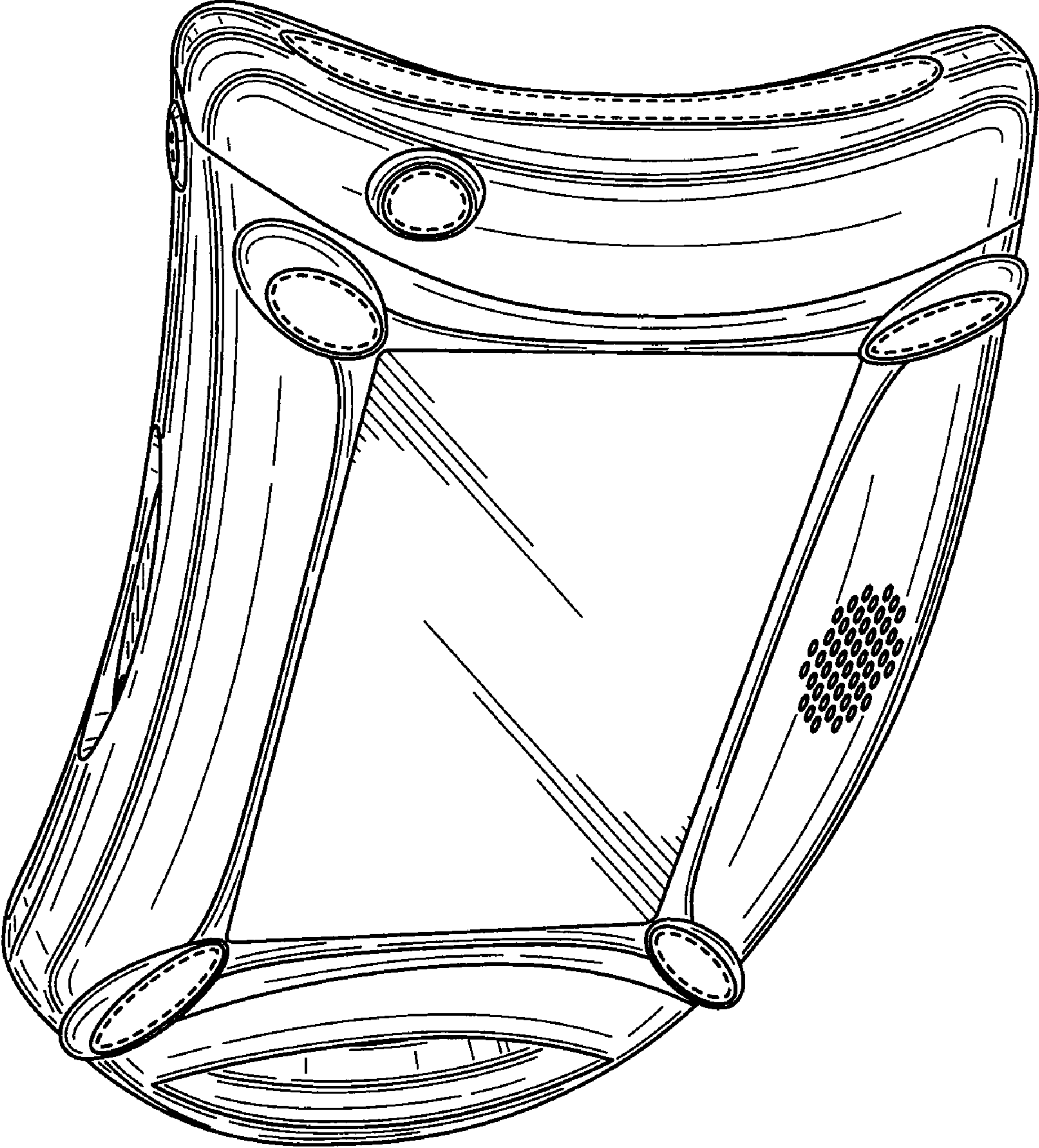


FIG. 1

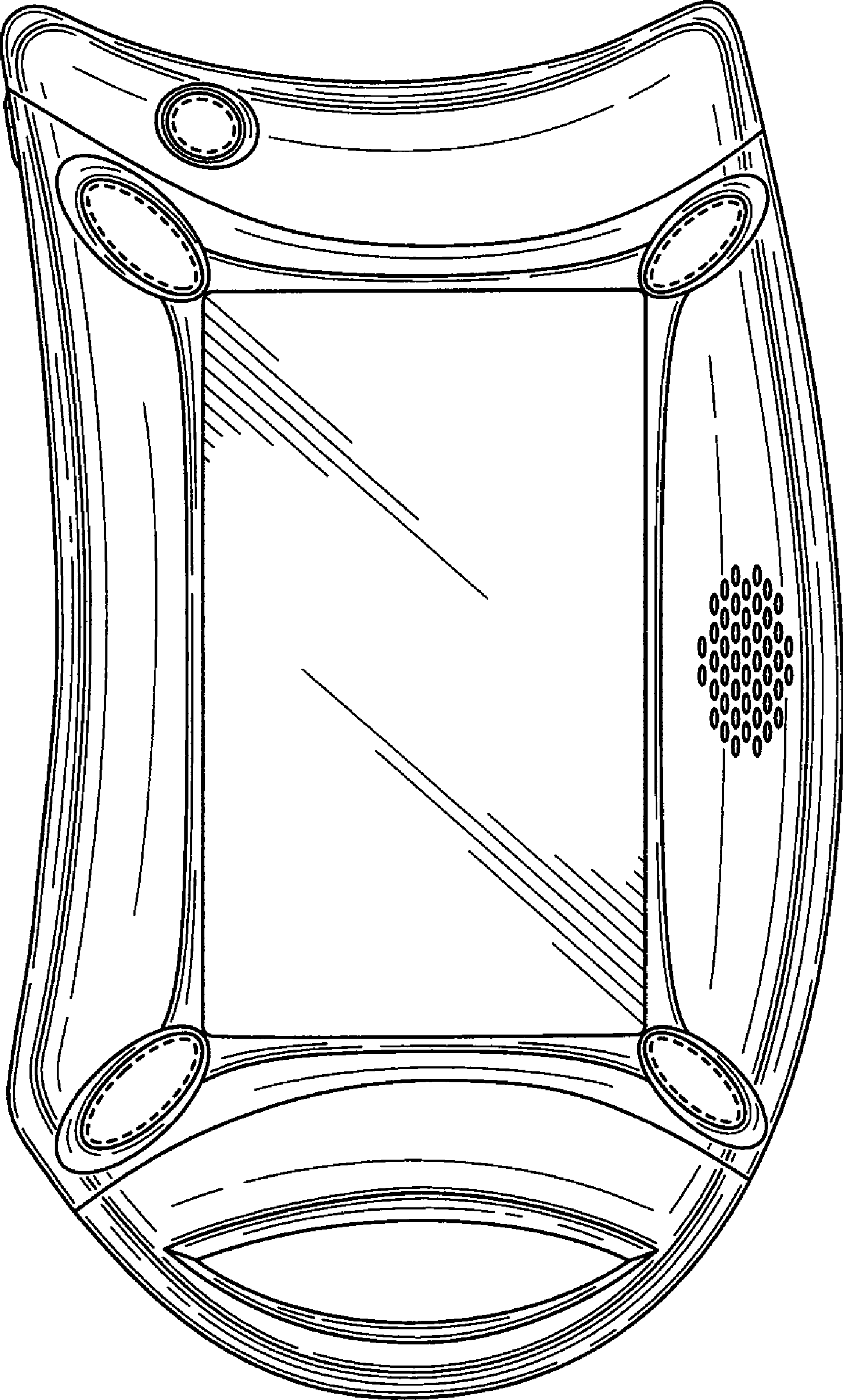


FIG. 2



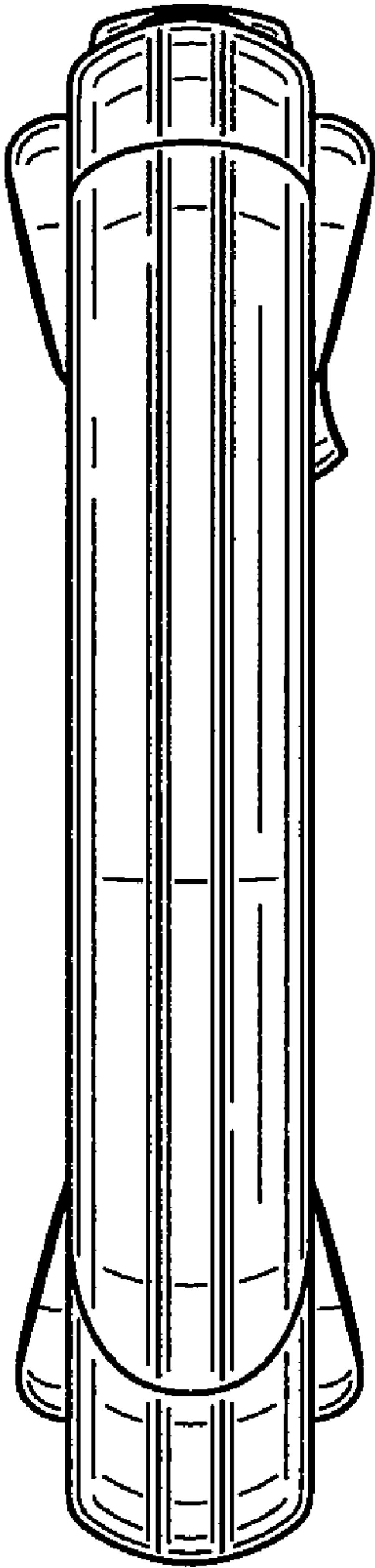


FIG. 3

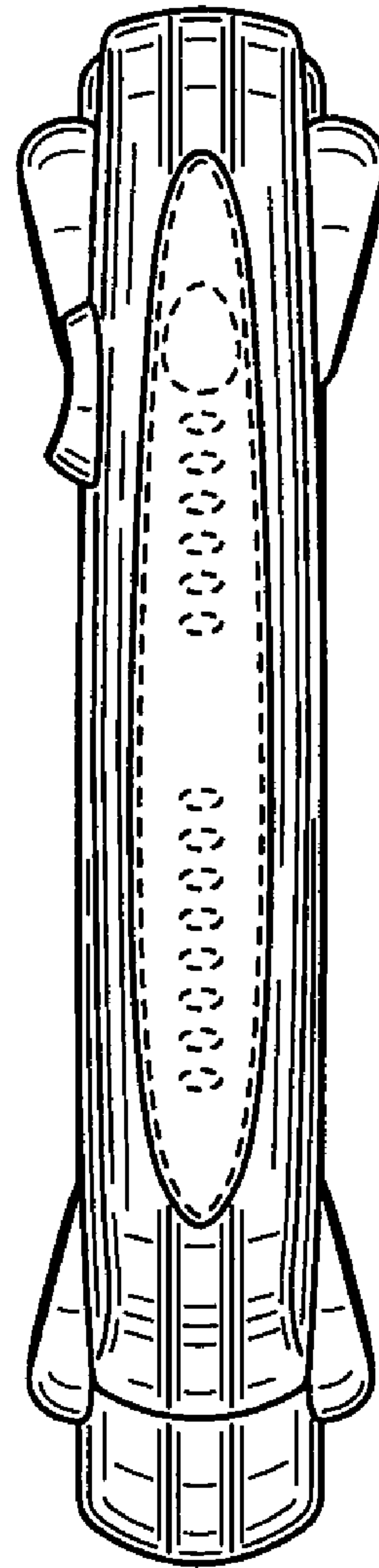


FIG. 4

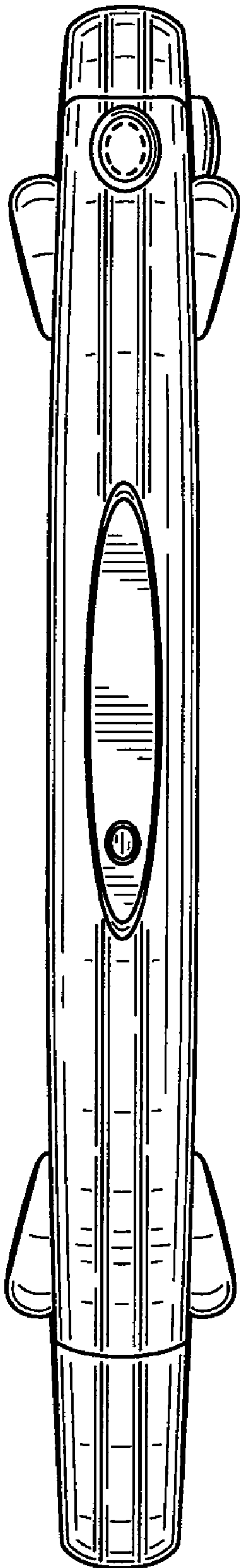


FIG. 5

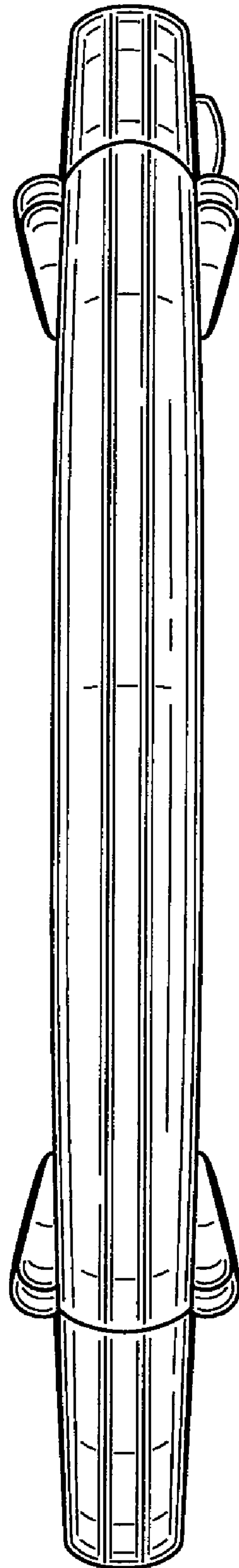


FIG. 6




FIG. 7