



US00D578091S

(12) **United States Design Patent**  
**Cho et al.**

(10) **Patent No.:** **US D578,091 S**  
(45) **Date of Patent:** **\*\* Oct. 7, 2008**

(54) **COMBINED DVD RECORDER AND PLAYER**

D519,092 S \* 4/2006 Tejima ..... D14/136  
D527,362 S \* 8/2006 Inoue ..... D14/136

(75) Inventors: **Ju-Won Cho**, Seoul (KR); **Chae-Joo Son**, Seoul (KR)

\* cited by examiner

(73) Assignee: **Samsung Electronics Co., Ltd.**, Suwon-Si (KR)

*Primary Examiner*—Nanda Bondade  
(74) *Attorney, Agent, or Firm*—Staas & Halsey LLP

(\*\*) Term: **14 Years**

(57) **CLAIM**

(21) Appl. No.: **29/287,735**

The ornamental design for a combined DVD recorder and player, as shown and described.

(22) Filed: **Sep. 12, 2007**

**DESCRIPTION**

(30) **Foreign Application Priority Data**

Jun. 8, 2007 (KR) ..... 30-2007-0024767

FIG. 1 is a perspective view of a combined DVD recorder and player;

(51) **LOC (8) Cl.** ..... **14-01**

FIG. 2 is a front view of the combined DVD recorder and player of FIG. 1;

(52) **U.S. Cl.** ..... **D14/136**

FIG. 3 is a rear view of the combined DVD recorder and player of FIG. 1;

(58) **Field of Classification Search** ..... D14/135-136, D14/156-157, 167-168, 198-199, 188, 217, D14/258, 445; 360/99.02, 137, 99.07; 369/75.11, 369/75.21, 77.21, 77.11; 720/612, 619, 647, 720/655; 455/344, 347-351  
See application file for complete search history.

FIG. 4 is a left-side view of the combined DVD recorder and player of FIG. 1;

FIG. 5 is a right-side view of the combined DVD recorder and player of FIG. 1;

(56) **References Cited**

**U.S. PATENT DOCUMENTS**

D487,571 S \* 3/2004 Kuo et al. .... D14/136  
D494,555 S \* 8/2004 Wu ..... D14/136  
D510,076 S \* 9/2005 Wu ..... D14/136

FIG. 6 is a top plan view of the combined DVD recorder and player of FIG. 1; and,

FIG. 7 is a bottom plan view of the combined DVD recorder and player of FIG. 1.

**1 Claim, 4 Drawing Sheets**

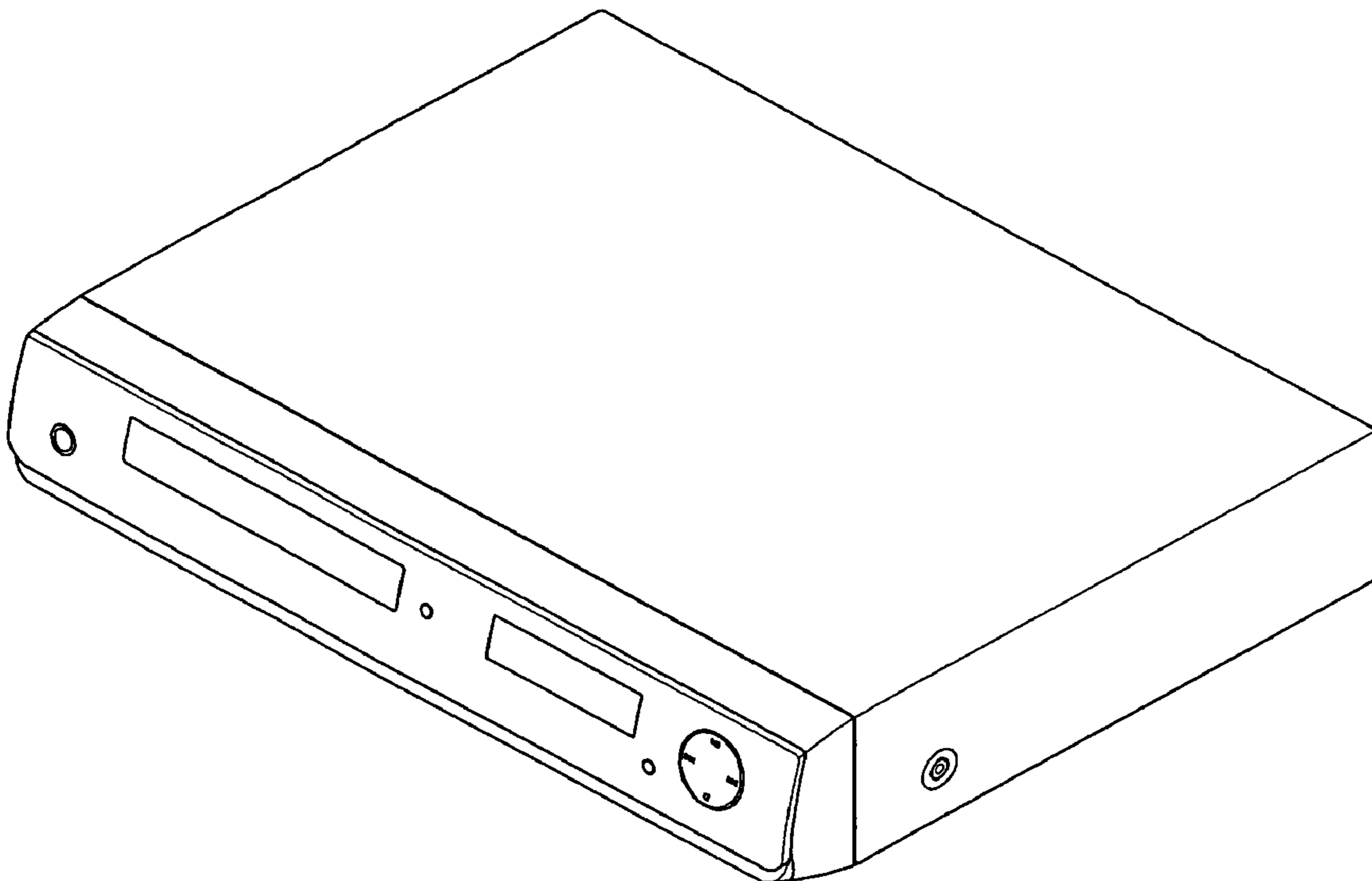
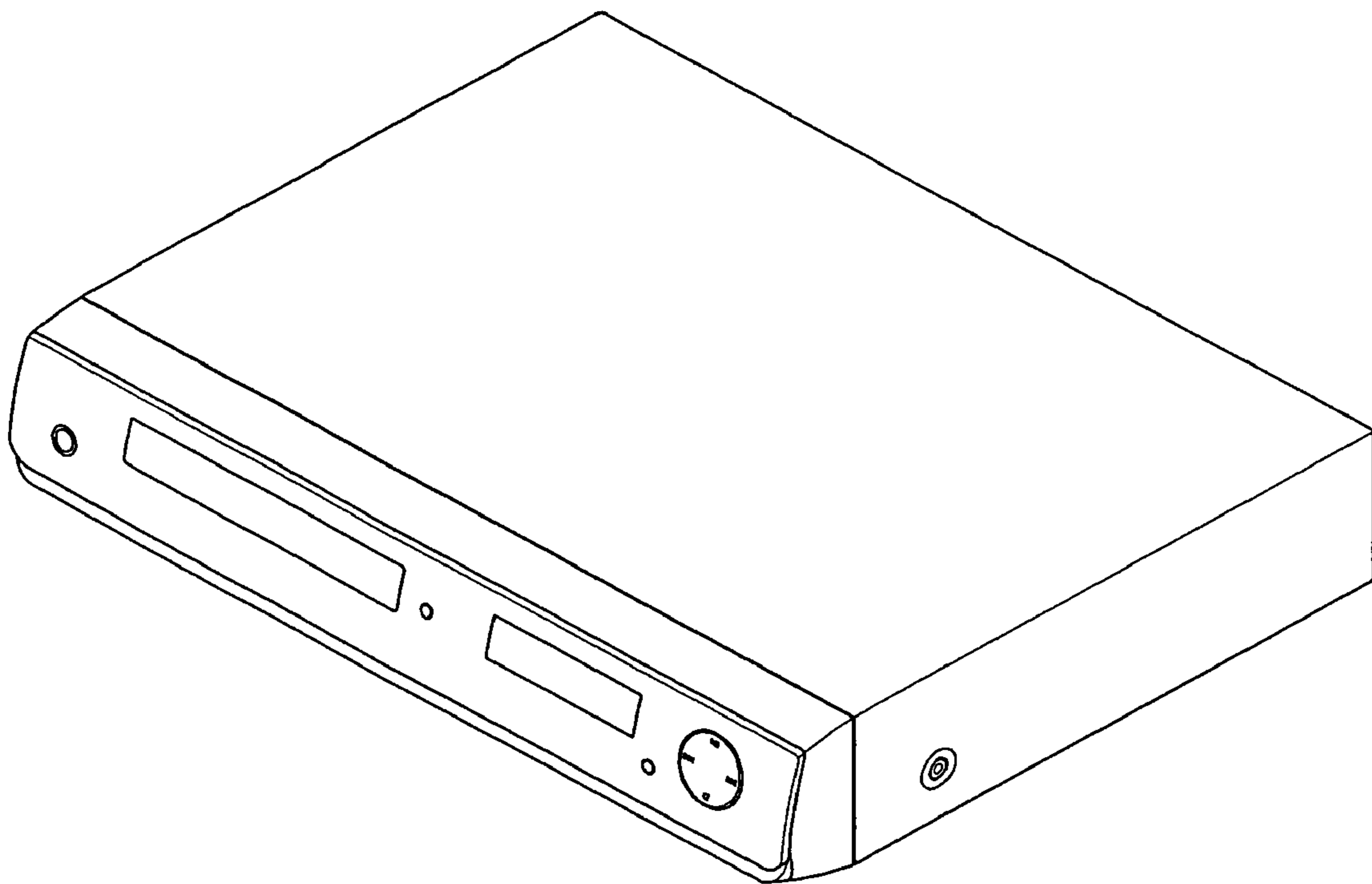
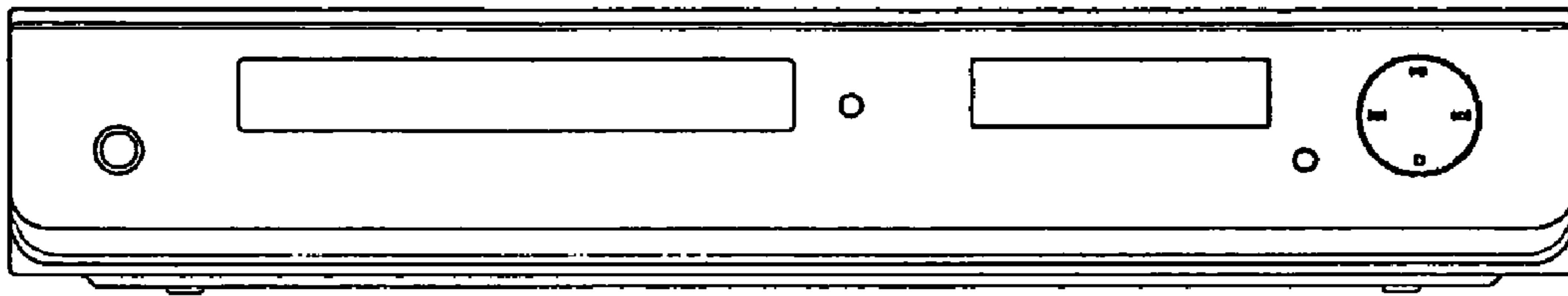



FIG. 1



**FIG. 2**



**FIG. 3**



**FIG. 4**



**FIG. 5**




FIG. 6



FIG. 7

