



US00D578068S

(12) **United States Design Patent**  
**Chen et al.**

(10) **Patent No.:** **US D578,068 S**  
(45) **Date of Patent:** **\*\* Oct. 7, 2008**

(54) **FILTER**

(75) Inventors: **Yu-Zheng Chen**, Taoyuan Hsien (TW);  
**Ching-Man Kao**, Taoyuan Hsien (TW);  
**Shih-Hua Sheng**, Taoyuan Hsien (TW)

(73) Assignee: **Delta Electronics, Inc.** (TW)

(\*\*) Term: **14 Years**

(21) Appl. No.: **29/267,321**

(22) Filed: **Oct. 12, 2006**

(51) **LOC (8) Cl.** ..... **13-03**

(52) **U.S. Cl.** ..... **D13/147; D13/123**

(58) **Field of Classification Search** ..... D13/123,  
D13/133, 146, 147, 149, 153, 154, 184, 199;  
D14/140, 240, 256, 299; 439/606–610, 660,  
439/668, 676–677, 682, 692

See application file for complete search history.

(56) **References Cited**

**U.S. PATENT DOCUMENTS**

5,106,306	A *	4/1992	Ditzig	.....	439/26
D357,257	S *	4/1995	Kuo	.....	D14/256
D363,700	S *	10/1995	Buongervino et al.	.....	D13/147
5,639,262	A *	6/1997	Lim	.....	439/607
5,687,213	A *	11/1997	Larkin	.....	379/21
D436,927	S *	1/2001	Hogan	.....	D13/153
D443,859	S *	6/2001	Hogan	.....	D13/133

D465,205	S *	11/2002	Orpilla et al.	.....	D13/154
D478,563	S *	8/2003	Brown	.....	D14/188
D480,688	S *	10/2003	Lin	.....	D13/147
D494,571	S *	8/2004	Polito	.....	D14/223
D554,588	S *	11/2007	Lee et al.	.....	D13/147
2005/0186854	A1 *	8/2005	Huang	.....	439/677

\* cited by examiner

*Primary Examiner*—Daniel Bui

*Assistant Examiner*—Thomas J Johannes

(74) *Attorney, Agent, or Firm*—Birch, Stewart, Kolasch & Birch, LLP

(57) **CLAIM**

The ornamental design for a filter, as shown and described herein.

**DESCRIPTION**

FIG. 1 is a perspective view of a filter, showing our new design;

FIG. 2 is a top plan view thereof;

FIG. 3 is a bottom plan view thereof;

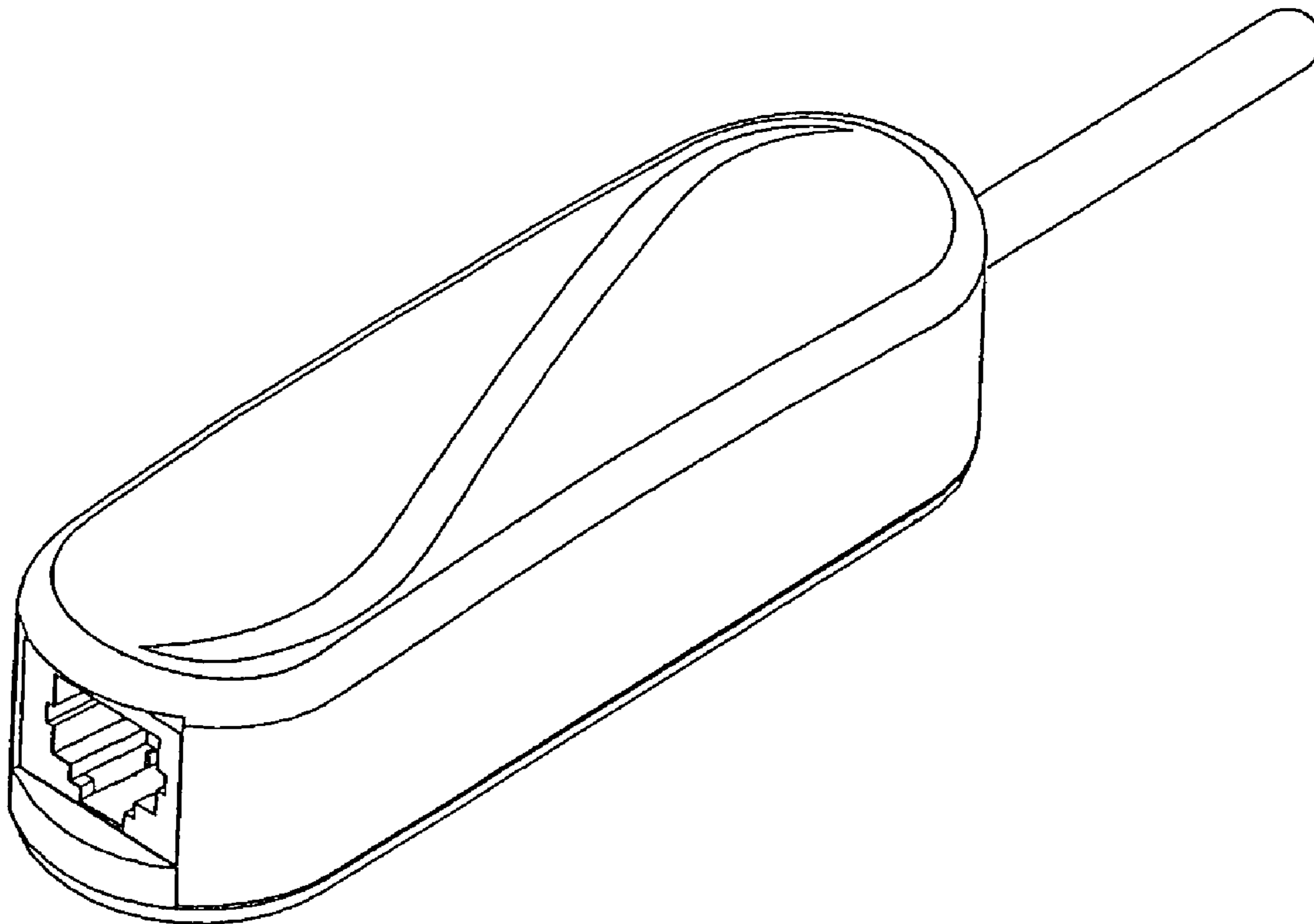
FIG. 4 is a front elevational view thereof;

FIG. 5 is a rear elevational view thereof;

FIG. 6 is a left side elevational view thereof; and,

FIG. 7 is a right side elevational view thereof.

**1 Claim, 4 Drawing Sheets**



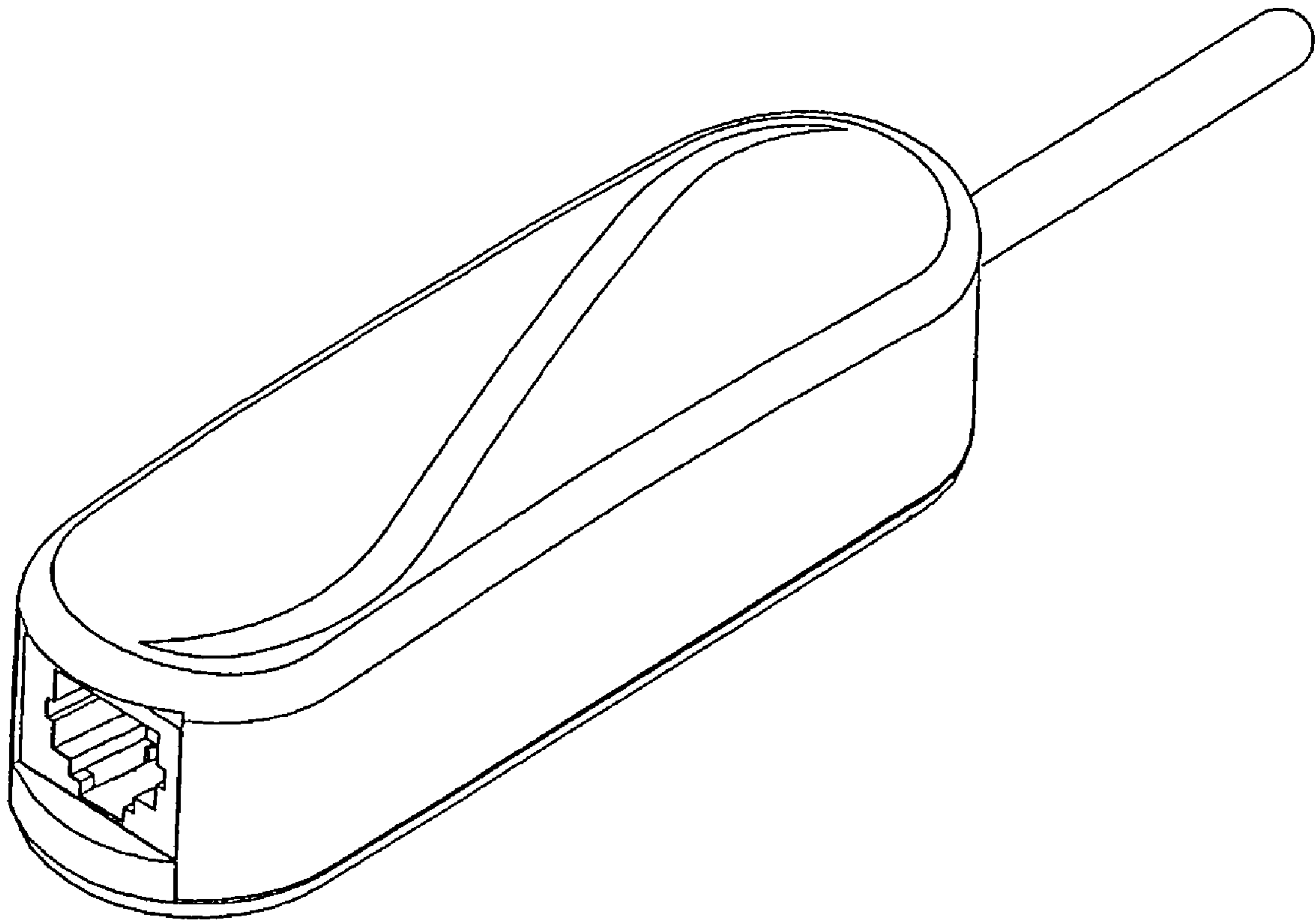


Fig. 1

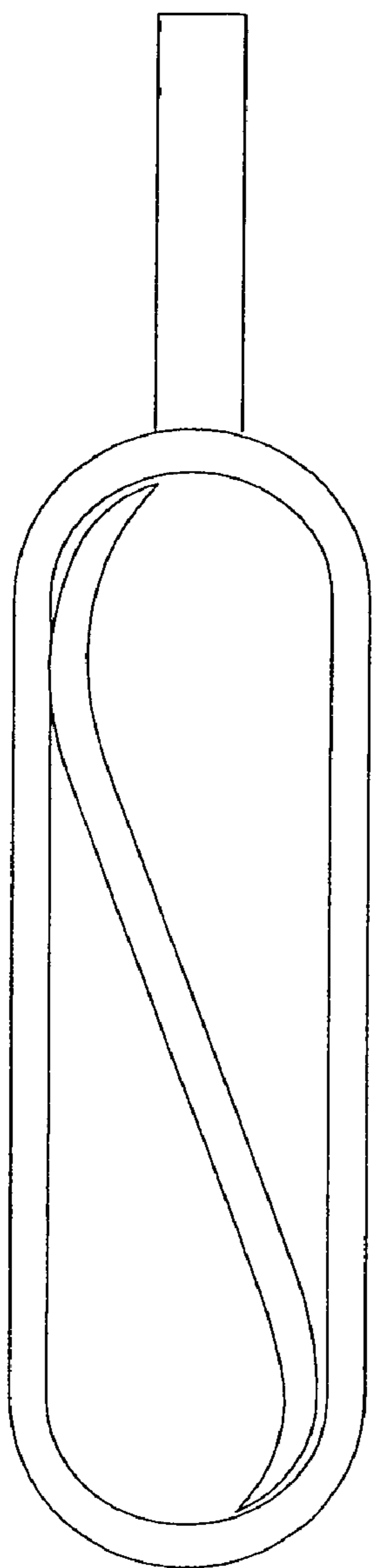


Fig. 2




Fig. 3

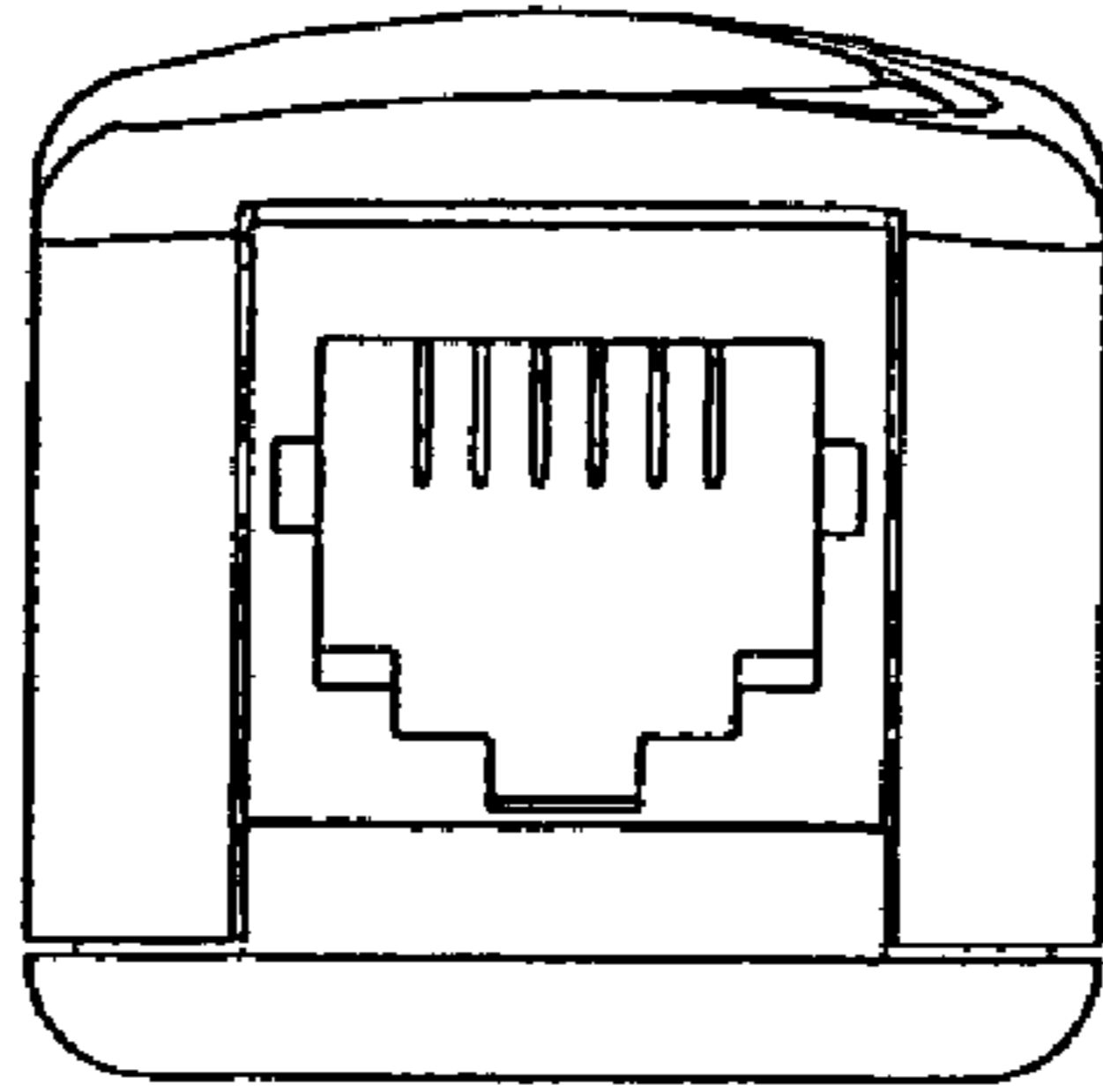


Fig. 4

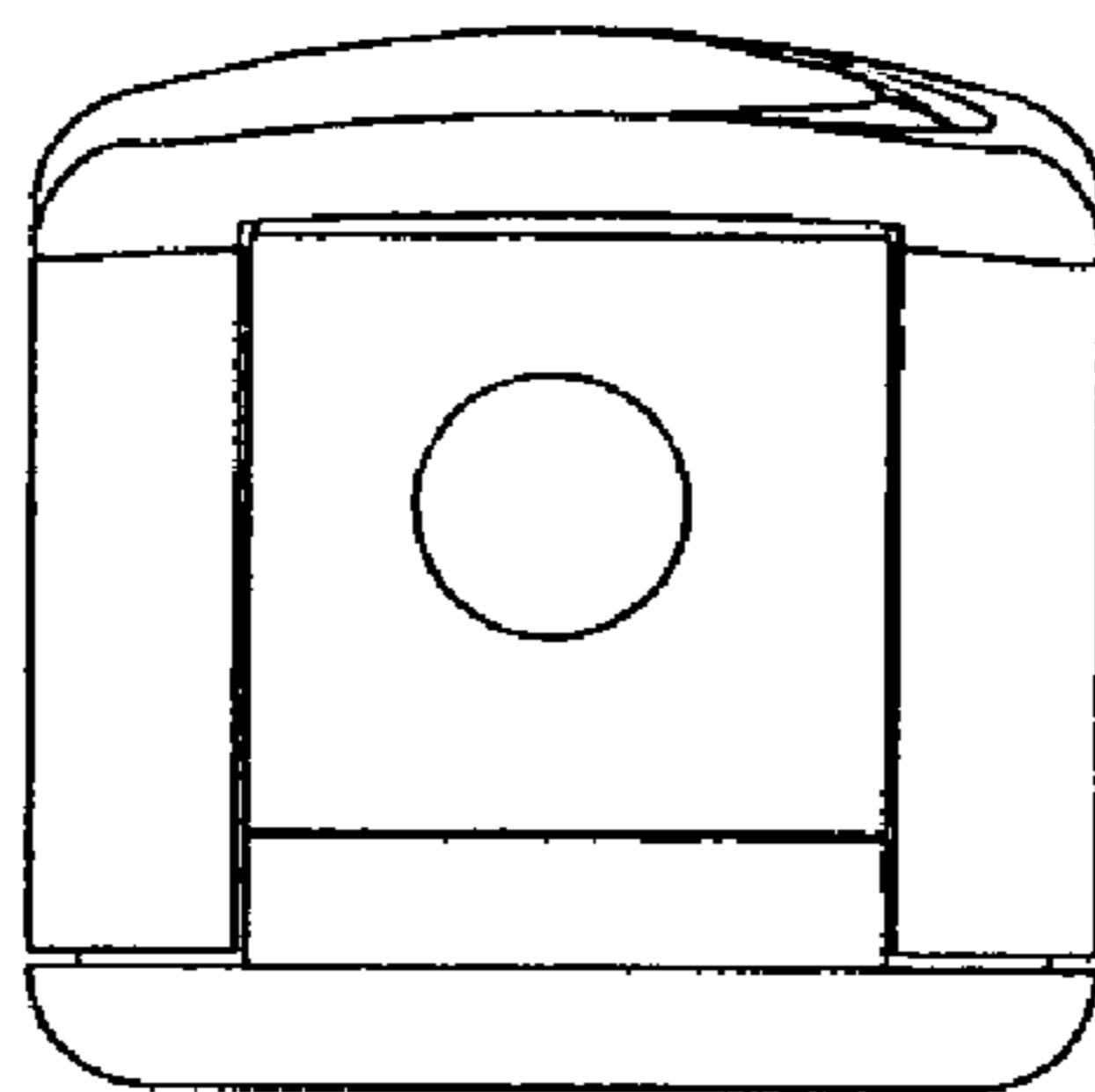


Fig. 5




Fig. 6




Fig. 7