

US00D578060S

(12) **United States Design Patent**  
**Boedecker**

(10) **Patent No.:** **US D578,060 S**  
(45) **Date of Patent:** **\*\* Oct. 7, 2008**

(54) **HEADER FOR SOLAR COLLECTOR**

(75) Inventor: **Kevin B. Boedecker**, Granite Bay, CA (US)

(73) Assignee: **Solar Pro International, Inc.**, Granite Bay, CA (US)

(\*\*) Term: **14 Years**

(21) Appl. No.: **29/269,119**

(22) Filed: **Nov. 20, 2006**

(51) **LOC (8) Cl.** ..... **13-02**

(52) **U.S. Cl.** ..... **D13/102**

(58) **Field of Classification Search** ..... D13/102,  
D13/101, 184, 199; D23/386; 126/561,  
126/569, 571, 593, 621, 624, 904, 906; 136/206,  
136/244-251

See application file for complete search history.

(56) **References Cited**

**U.S. PATENT DOCUMENTS**

3,778,312 A \* 12/1973 Karius ..... 136/245  
D256,840 S \* 9/1980 Katz ..... D13/102  
4,262,658 A \* 4/1981 Frissora ..... 126/655  
D279,214 S \* 6/1985 Hanson ..... D13/102  
4,636,579 A \* 1/1987 Hanak et al. .... 136/245  
D288,956 S \* 3/1987 Wadleigh ..... D13/102  
D312,069 S \* 11/1990 Williamson et al. .... D13/102  
D420,420 S 2/2000 Heine  
D510,315 S \* 10/2005 Shugar et al. .... D13/102

**OTHER PUBLICATIONS**

Summary Information Sheet, and associated product Advertising Brochure published by the Florida Solar Energy Center, on or about Jun. 1992, regarding Collector Model Ultramat 900, manufactured by Ultramac Solar in Las Vegas, Nevada.

\* cited by examiner

*Primary Examiner*—Prabhakar Deshmukh

*Assistant Examiner*—Derrick Holland

(74) *Attorney, Agent, or Firm*—John P. O'Banion; R. Michael West

(57) **CLAIM**

The ornamental design for a header for solar collector, as shown and described.

**DESCRIPTION**

FIG. 1 is a right front perspective view of a header for solar collector, showing my new design;

FIG. 2 is a rear elevational view, thereof;

FIG. 3 is a top plan view, thereof;


FIG. 4 is an end view thereof;

FIG. 5 is a front elevational view, thereof;

FIG. 6 is a bottom plan view, thereof; and,

FIG. 7 is a perspective view taken to a reduced scale, the broken-line representation of the assembly comprising the five additional headers and the solar collector mats being included solely for illustrative purposes, forming no part of the claimed design.

**1 Claim, 3 Drawing Sheets**



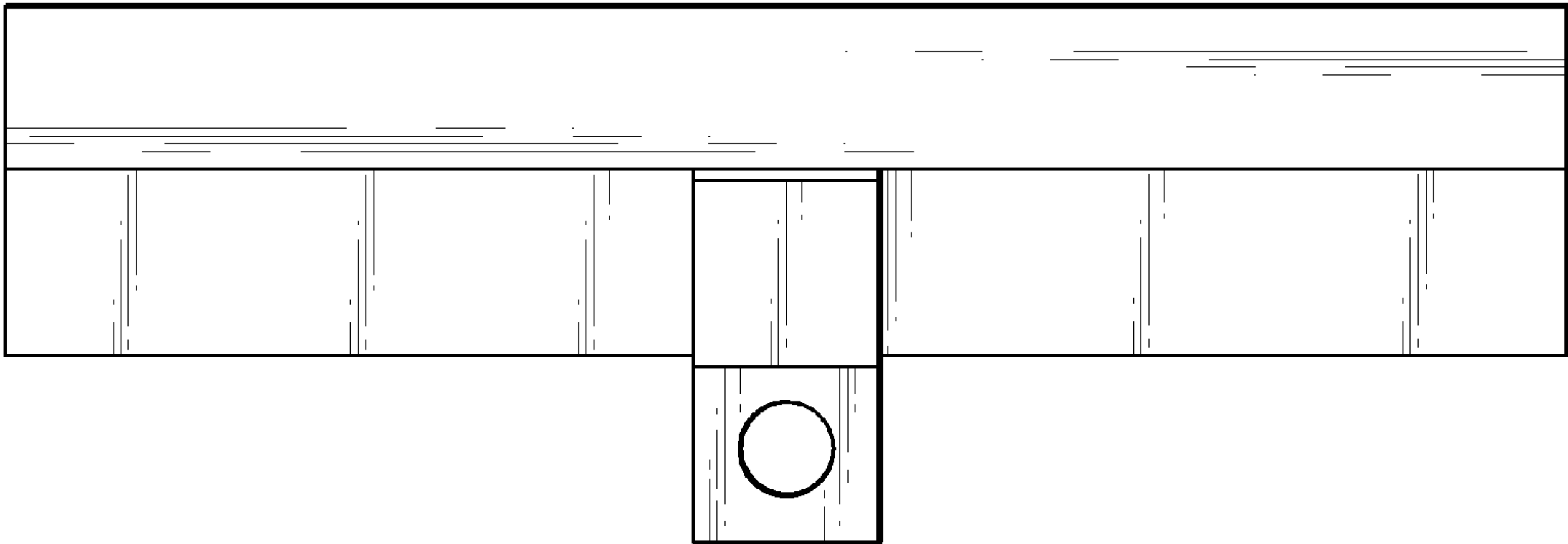


Fig. 3

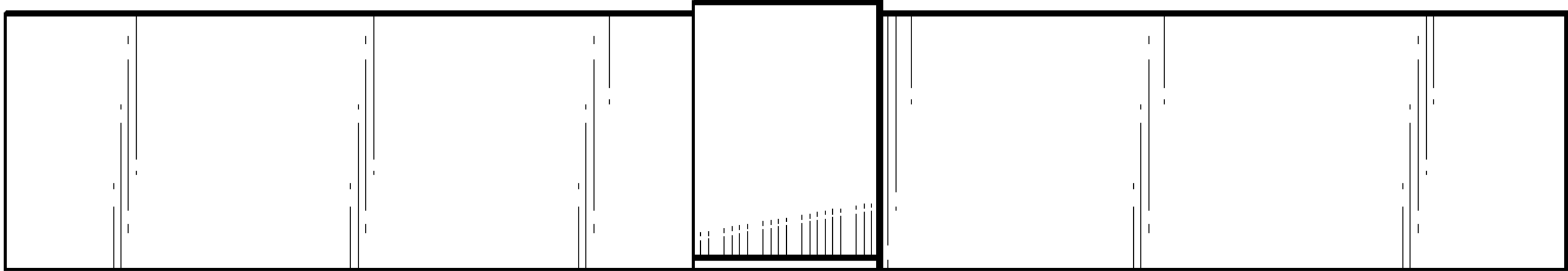


Fig. 2

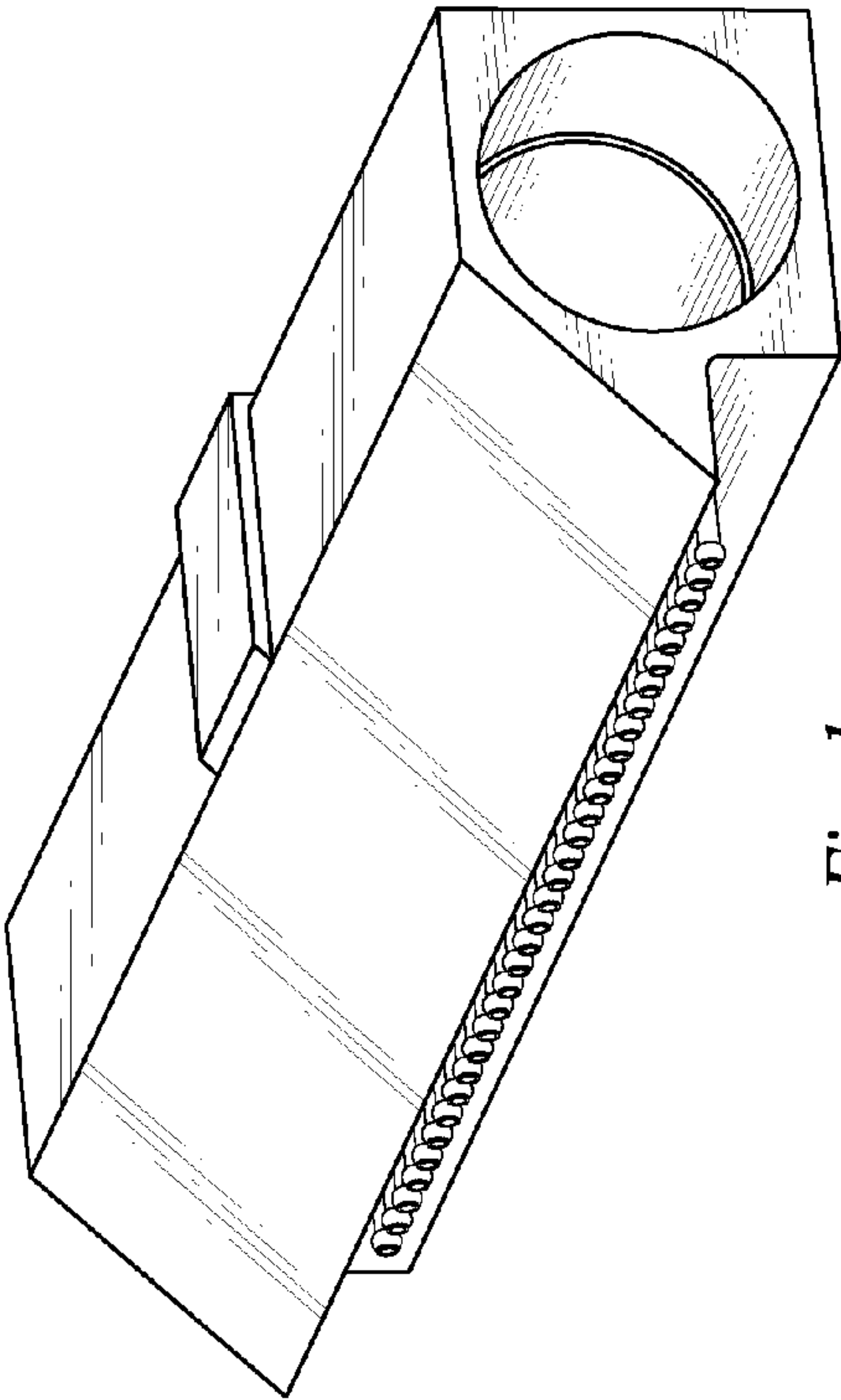


Fig. 1

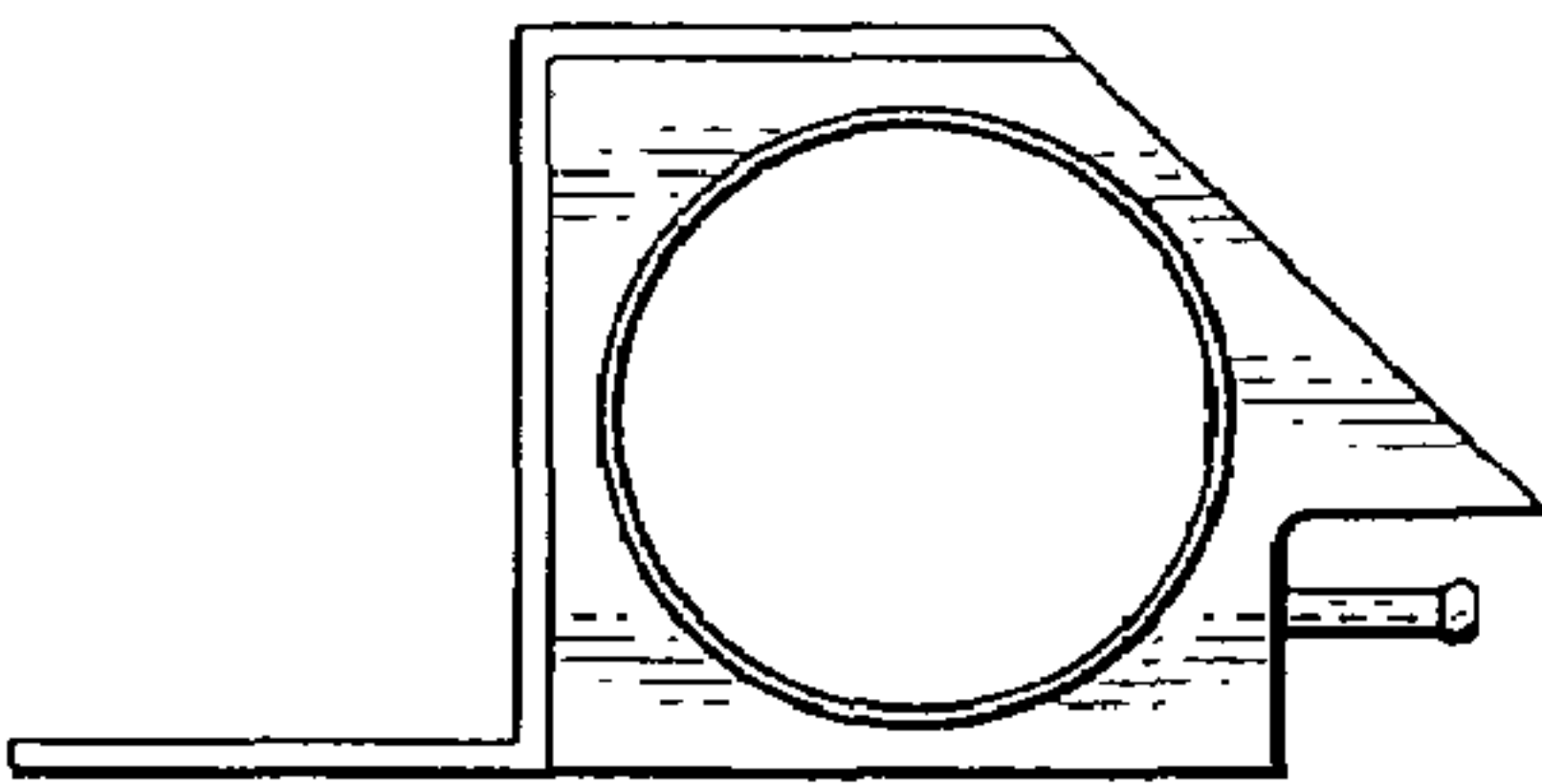


Fig. 4

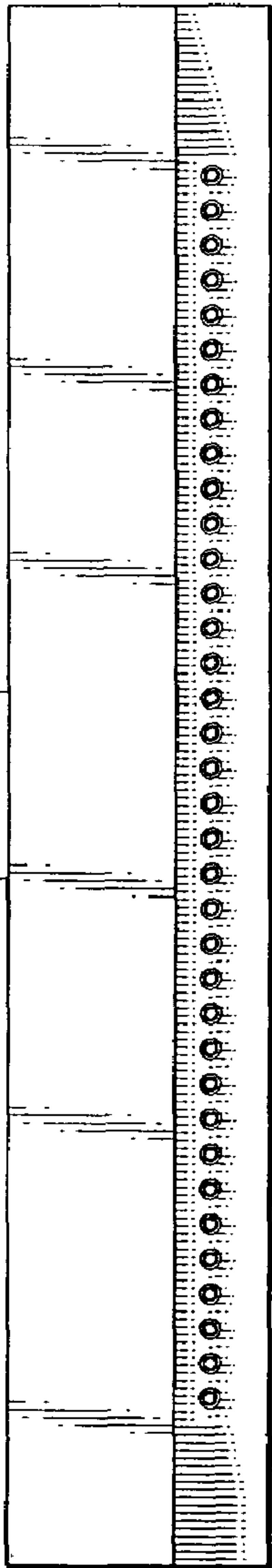


Fig. 5

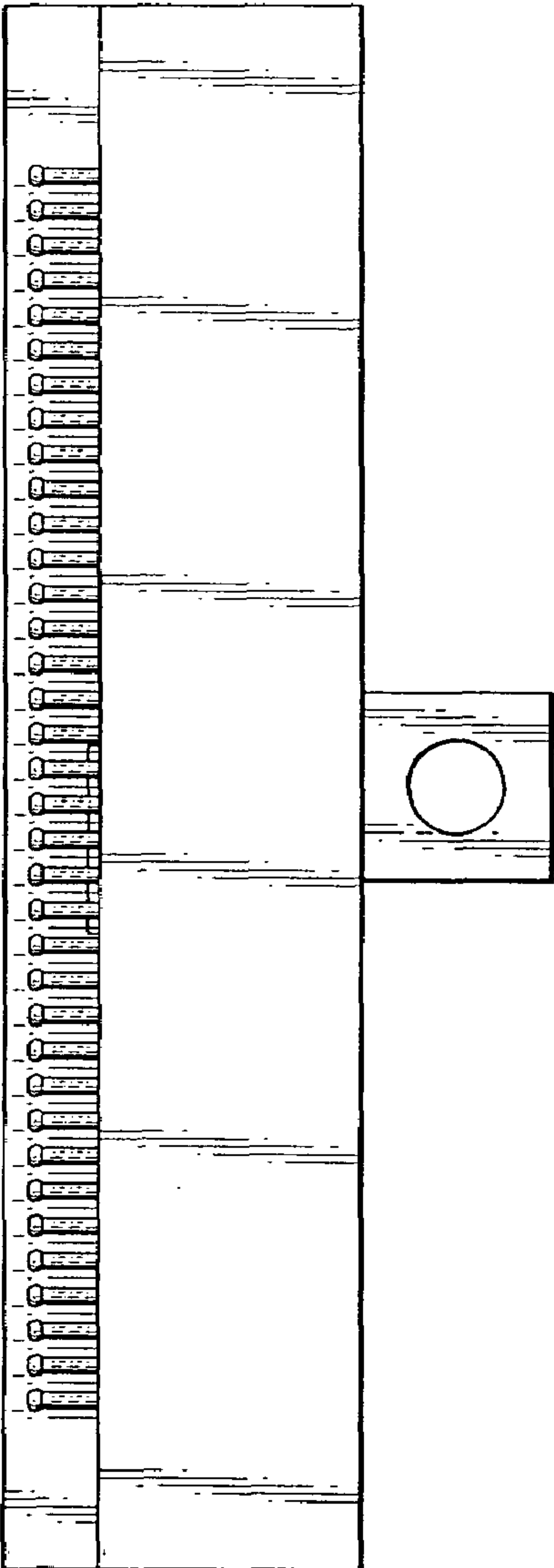


Fig. 6



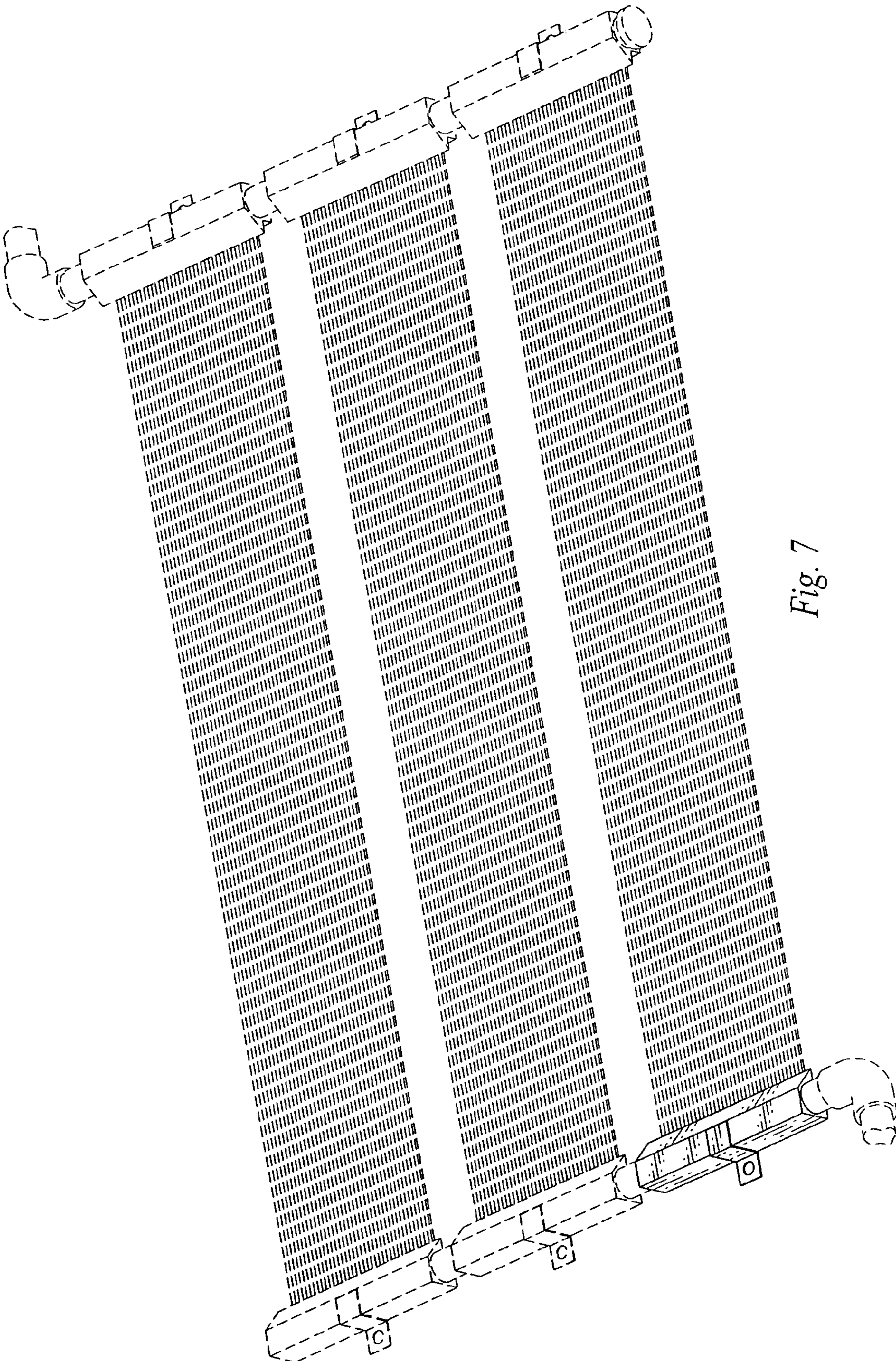


Fig. 7