



US00D578054S

(12) **United States Design Patent**
Peng

(10) **Patent No.:** **US D578,054 S**

(45) **Date of Patent:** **** Oct. 7, 2008**

(54) **BLADE OF OAR**

Primary Examiner—Lisa P Lichtenstein

(74) *Attorney, Agent, or Firm*—Troxell Law Office, PLLC

(76) **Inventor:** **I-Sin Peng**, No. 410, Sec. 2, Henan Rd.,
Situn District, Taichung City 407 (TW)

(57) **CLAIM**

(**) **Term:** **14 Years**

The ornamental design for a blade of oar, as shown and described.

(21) **Appl. No.:** **29/290,768**

(22) **Filed:** **Jan. 11, 2008**

DESCRIPTION

(51) **LOC (8) Cl.** **12-06**

FIG. 1 is a left side view thereof;

(52) **U.S. Cl.** **D12/215**

FIG. 2 is a front elevation view thereof;

(58) **Field of Classification Search** D12/215;

FIG. 3 is a right side view thereof;

440/101, 102; 416/70 R, 71, 74

FIG. 4 is a rear elevation view thereof;

See application file for complete search history.

FIG. 5 is a top plan view thereof;

(56) **References Cited**

FIG. 6 is a bottom plan view thereof;

U.S. PATENT DOCUMENTS

FIG. 7 is a perspective view of a blade of oar showing my new design; and,

D191,890 S * 12/1961 Clark D12/215

FIG. 8 is a perspective view thereof shown in use.

4,605,378 A * 8/1986 Hamilton 440/102

D296,410 S * 6/1988 Abbott D8/10

4,820,216 A * 4/1989 Masters 440/101

D320,375 S * 10/1991 Bruce D12/215

D460,399 S * 7/2002 Peng D12/215

The broken line showing of the oar is included for the purpose of illustrating environmental structure and forms no part of the claimed design.

* cited by examiner

1 Claim, 5 Drawing Sheets





Fig. 1

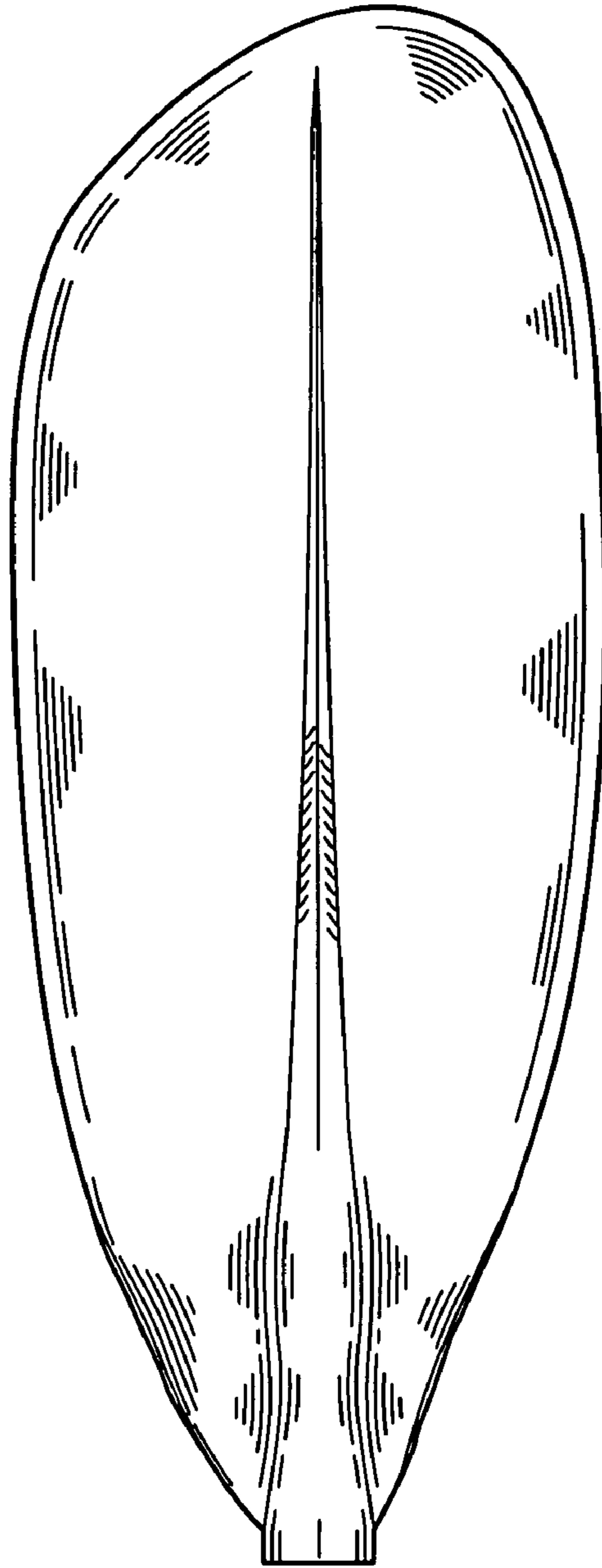


Fig. 2

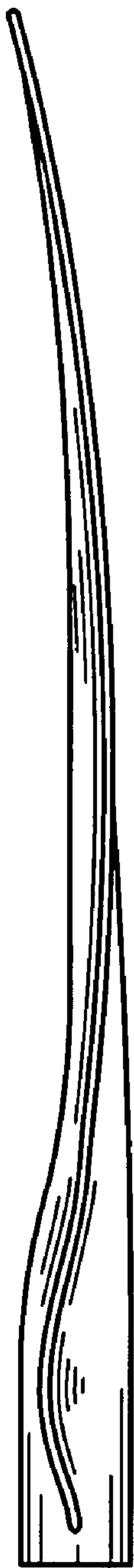


Fig. 3

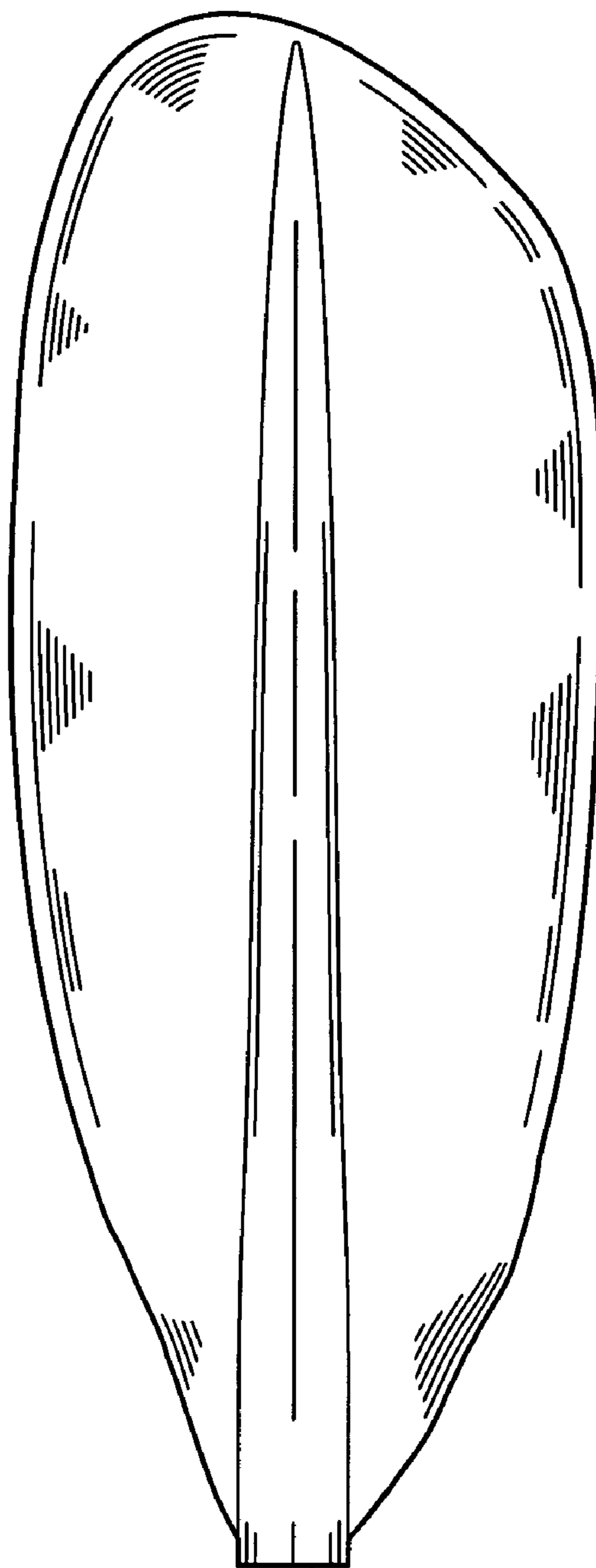


Fig. 4



Fig. 5

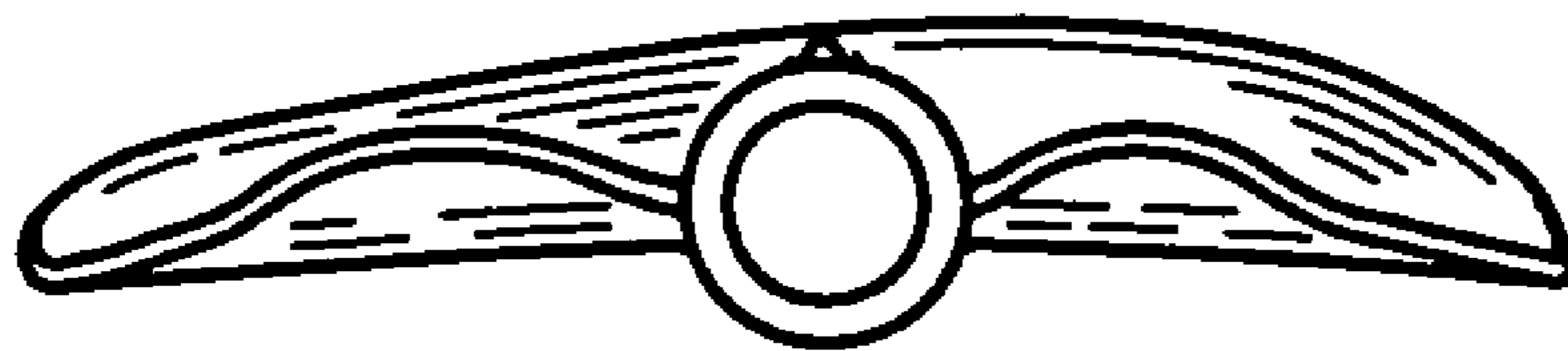


Fig. 6

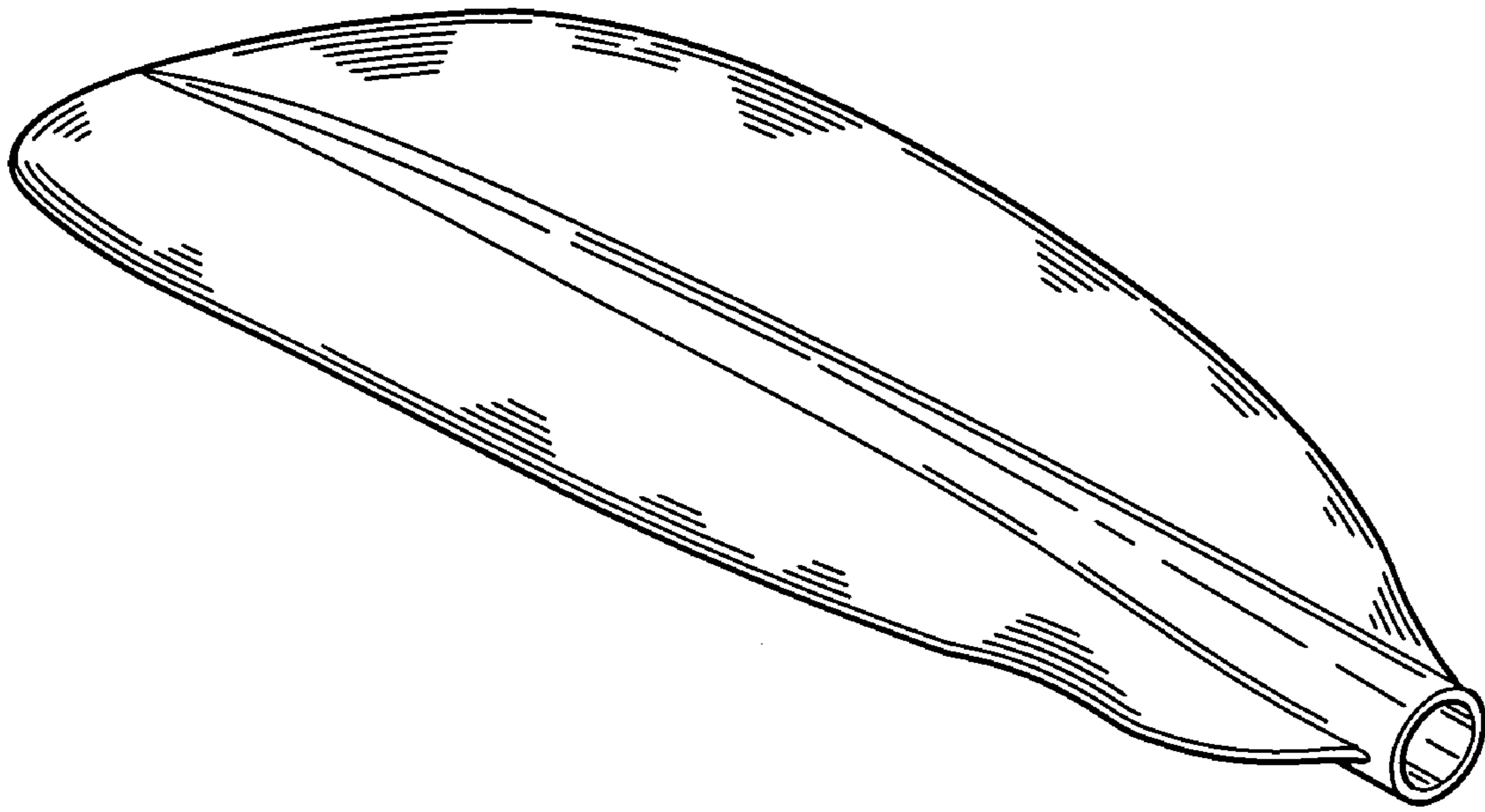


Fig. 7

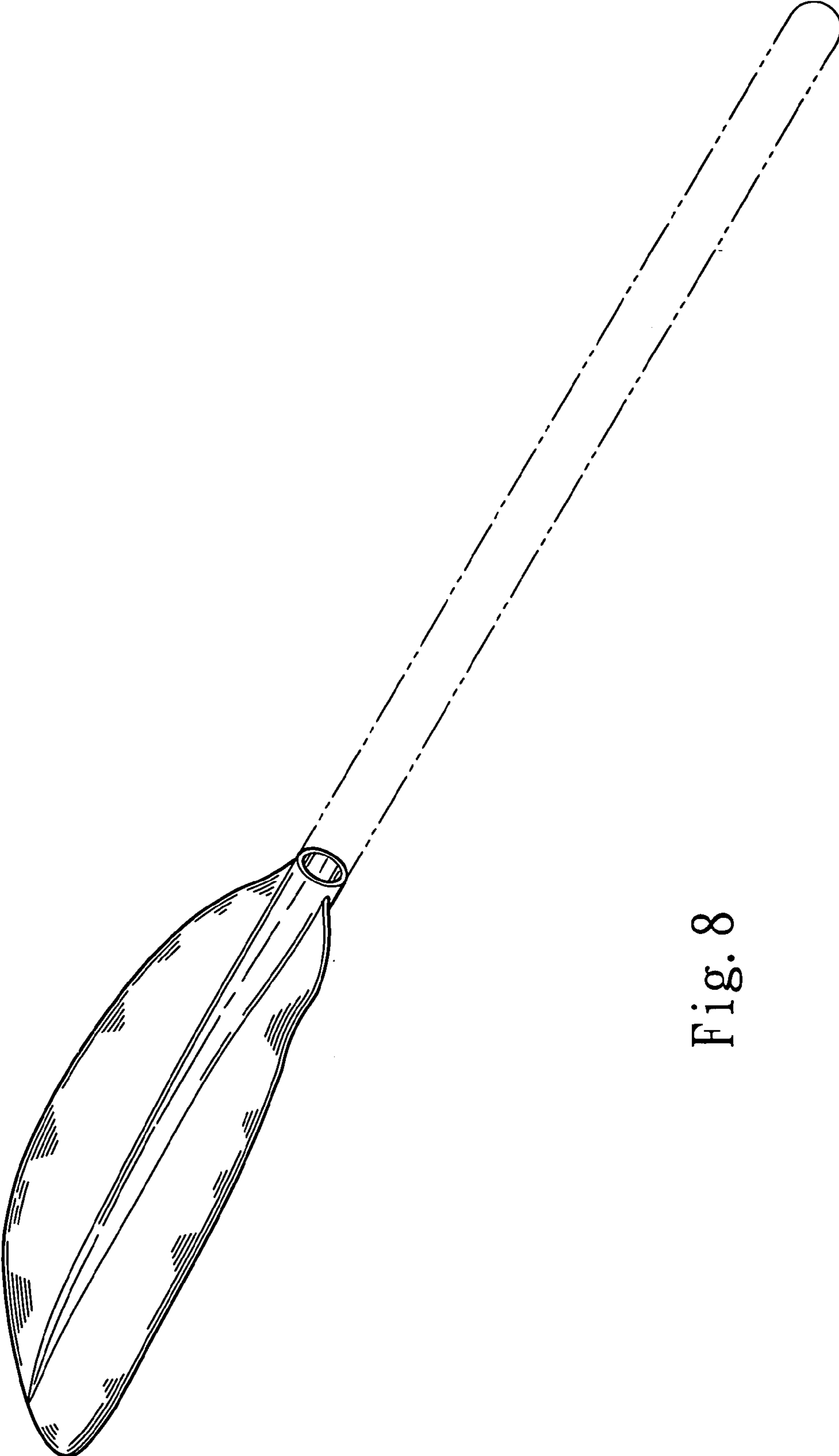


Fig. 8