



US00D578052S

(12) **United States Design Patent**
McMath

(10) **Patent No.:** **US D578,052 S**

(45) **Date of Patent:** **** Oct. 7, 2008**

(54) **WHEEL**

(76) **Inventor:** **Robert Roy McMath**, 3240 Trade Center Dr., Riverside, CA (US) 92507

(**) **Term:** **14 Years**

(21) **Appl. No.:** **29/294,583**

(22) **Filed:** **Jan. 18, 2008**

(51) **LOC (8) Cl.** **12-16**

(52) **U.S. Cl.** **D12/205; D12/211**

(58) **Field of Classification Search** D12/204-213;
301/37.101, 64.101, 65, 64.201
See application file for complete search history.

(56) **References Cited**

U.S. PATENT DOCUMENTS

D236,107 S	*	7/1975	Scott	D12/211
D236,199 S	*	8/1975	Clary	D12/211
D327,049 S	*	6/1992	Boyer	D12/211
D352,492 S	*	11/1994	Boyer	D12/211
D387,027 S	*	12/1997	Bradley	D12/205
D389,795 S	*	1/1998	Coddington	D12/209
D399,181 S	*	10/1998	McMath	D12/211

D428,847 S	*	8/2000	Hussaini et al.	D12/211
D441,705 S	*	5/2001	Brintouch	D12/204
D466,851 S	*	12/2002	Pfeiffer et al.	D12/211
D489,666 S	*	5/2004	Foose	D12/209
D504,375 S	*	4/2005	Hussaini et al.	D12/204
D529,855 S	*	10/2006	Kern	D12/211

* cited by examiner

Primary Examiner—Stacia Cadmus

(74) *Attorney, Agent, or Firm*—Curtis L. Harrington; Kathy E. Harrington; Harrington & Harrington

(57) **CLAIM**

The ornamental design for a wheel, as shown and described.

DESCRIPTION

FIG. 1 is a front perspective view of the wheel illustrated without a center cap; and,

FIG. 2 is a plan view.

The broken line showing of the rear portion of the rim is for the purposes of illustrating environment and forms no part of the claimed design.

1 Claim, 1 Drawing Sheet

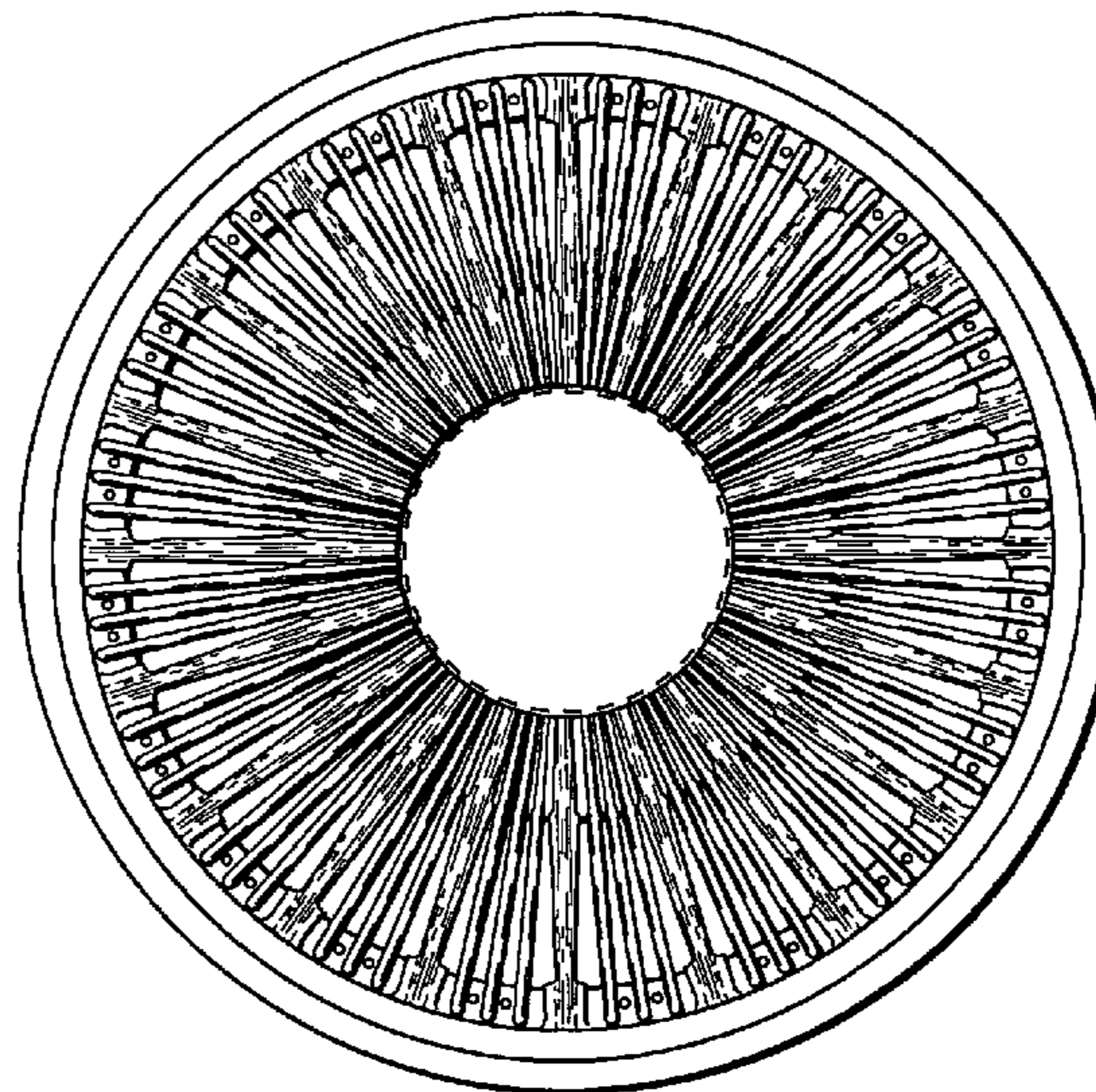
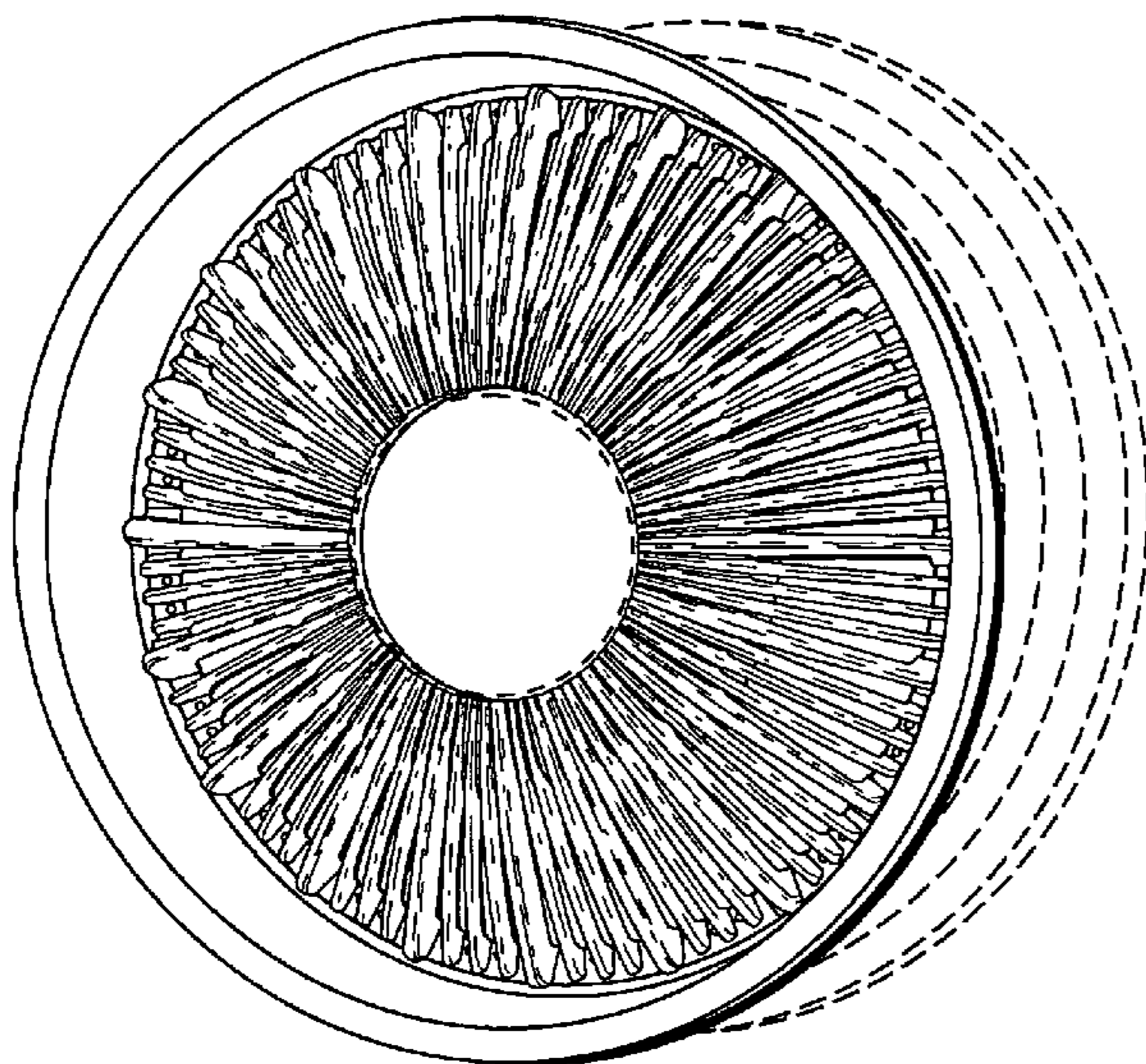


Fig. 1

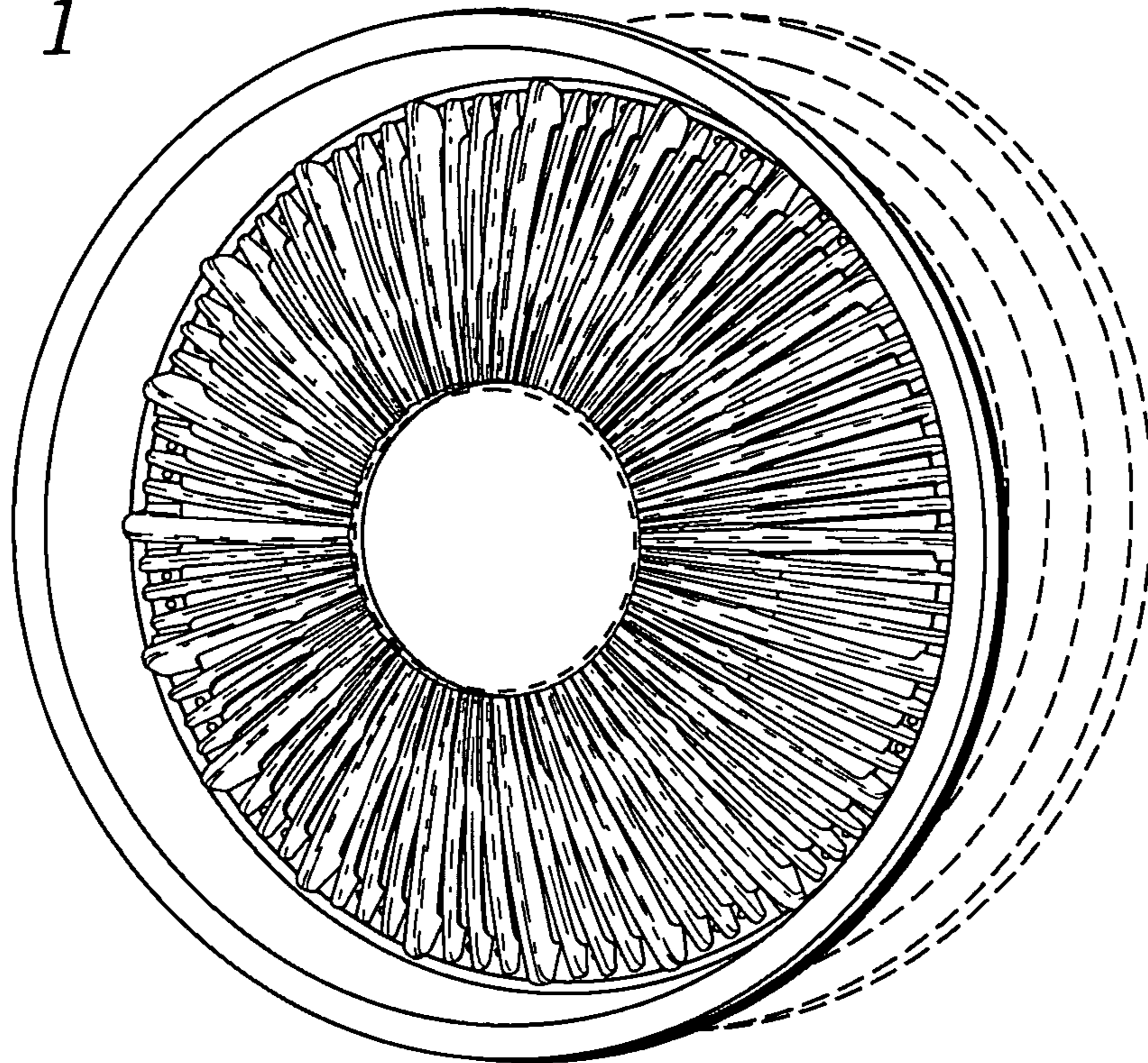


Fig. 2

