



US00D578039S

(12) **United States Design Patent**
Ely

(10) **Patent No.:** **US D578,039 S**
(45) **Date of Patent:** **** Oct. 7, 2008**

(54) **E-TYPE YOKE**

- (75) Inventor: **Sean Ely**, Flemington, NJ (US)
- (73) Assignee: **Strato, Inc.**, Piscataway, NJ (US)
- (**) Term: **14 Years**
- (21) Appl. No.: **29/302,968**
- (22) Filed: **Jan. 29, 2008**

- (51) **LOC (8) Cl.** **12-03**
- (52) **U.S. Cl.** **D12/42**
- (58) **Field of Classification Search** D12/42,
D12/47, 48, 51, 106, 118, 133, 20, 317, 345,
D12/420, 159, 160, 161, 172, 217, 223; 213/67 A,
213/67 R, 64, 713, 75 R; D15/1, 2, 5, 17,
D15/18, 28, 72, 78; D21/756; D8/1, 2, 40,
D8/80, 107, 307, 308, 309, 382
See application file for complete search history.

(56) **References Cited**

U.S. PATENT DOCUMENTS

3,063,573	A *	11/1962	Furniss	213/67 R
5,096,076	A	3/1992	Elliott et al.	213/67 A
5,320,229	A *	6/1994	Mautino et al.	213/67 A
5,511,676	A	4/1996	Holmes	213/67 R
D561,062	S *	2/2008	Ely	D12/42

OTHER PUBLICATIONS

AAR Standard S-143, revised Jul. 2003.
AAR Standard S-149, revised Jul. 2003.

* cited by examiner

Primary Examiner—Robert M. Spear
Assistant Examiner—Ania K Dworzecka

(74) *Attorney, Agent, or Firm*—Fitzpatrick, Cella, Harper & Scinto

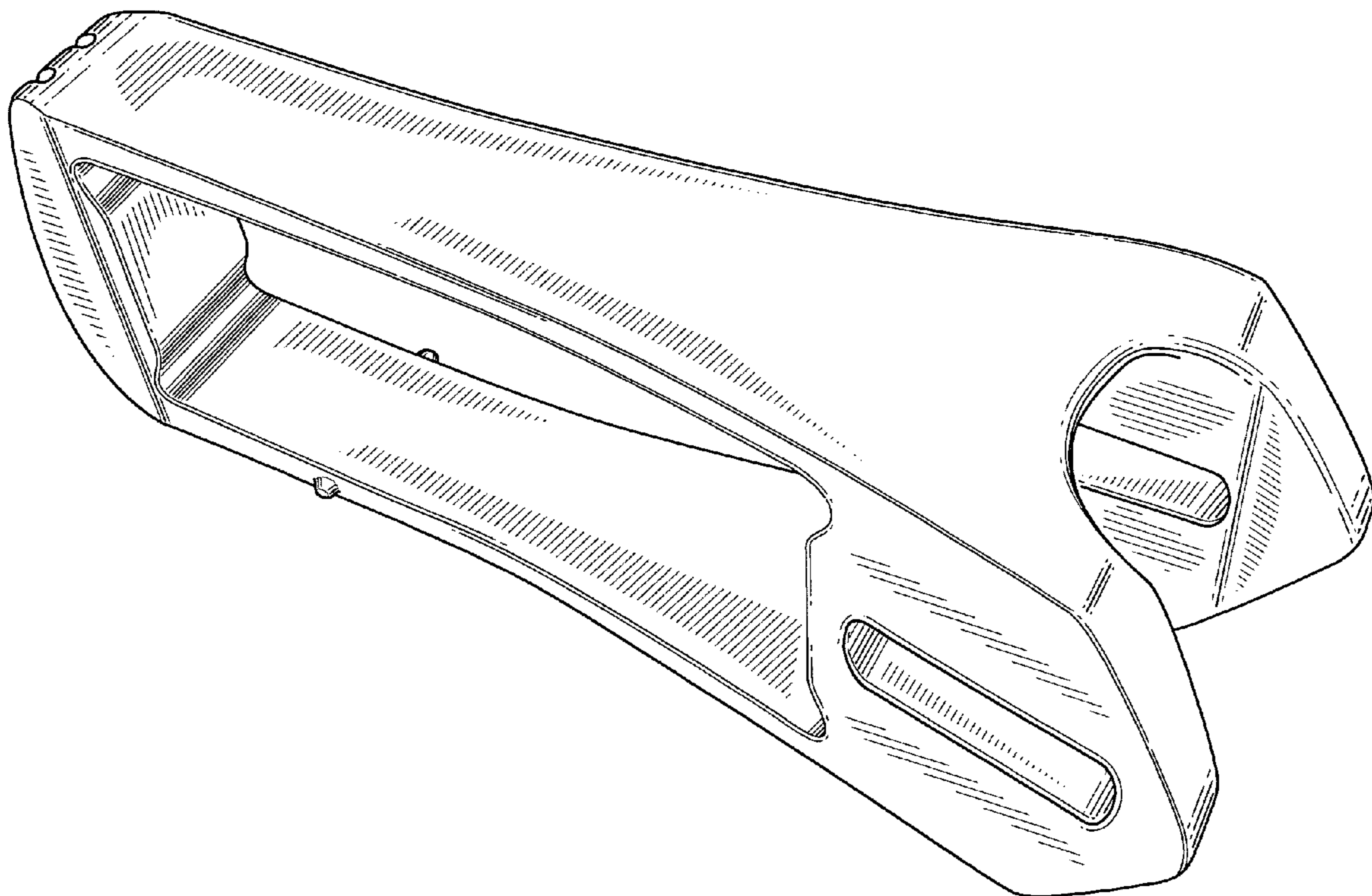
(57) **CLAIM**

The ornamental design for an E-type yoke, substantially as shown and described.

DESCRIPTION

FIG. 1 is a perspective view of a yoke showing my new design;
 FIG. 2 is a right side elevation view thereof, the left side elevation view being a mirror image thereof;
 FIG. 3 is a top plan view thereof, which is the same as a bottom plan view;
 FIG. 4 is a rear elevation view thereof; and,
 FIG. 5 is a front elevation view thereof.
 The drawings are stippled to show a contrast.

1 Claim, 3 Drawing Sheets



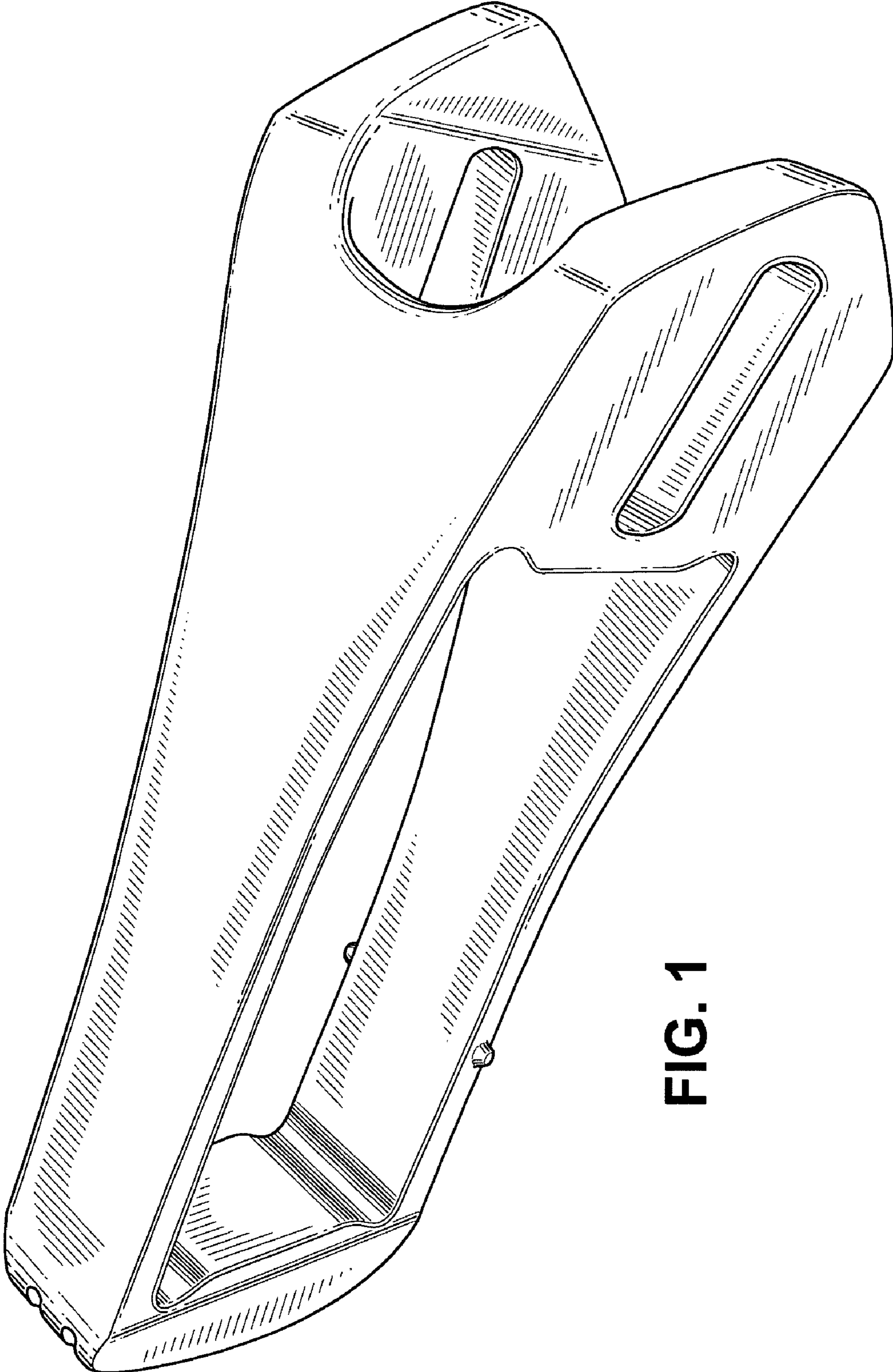


FIG. 1




FIG. 2

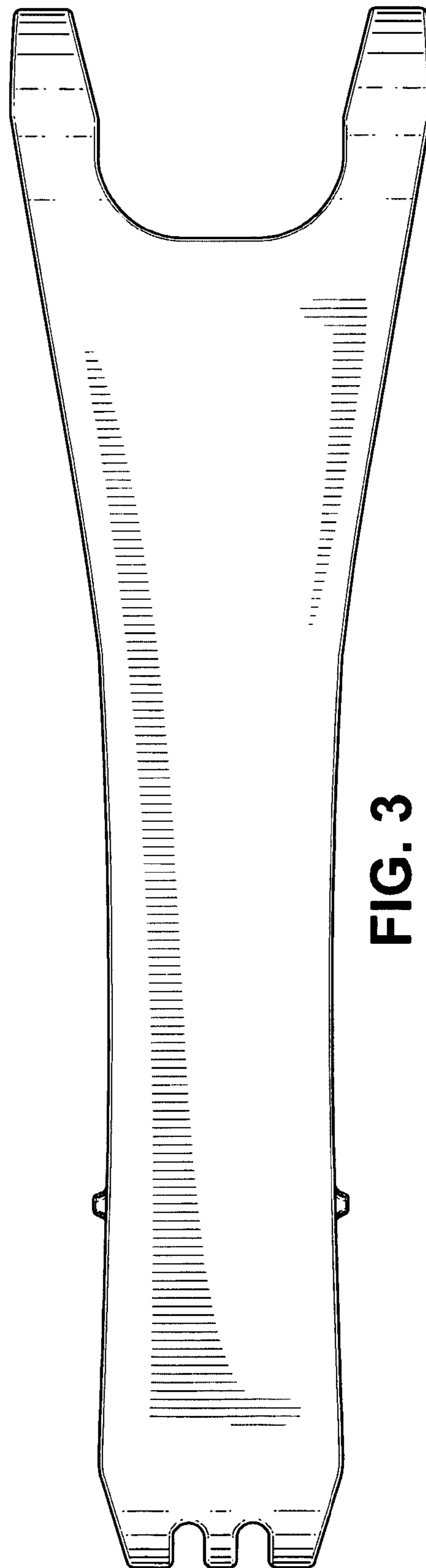


FIG. 3

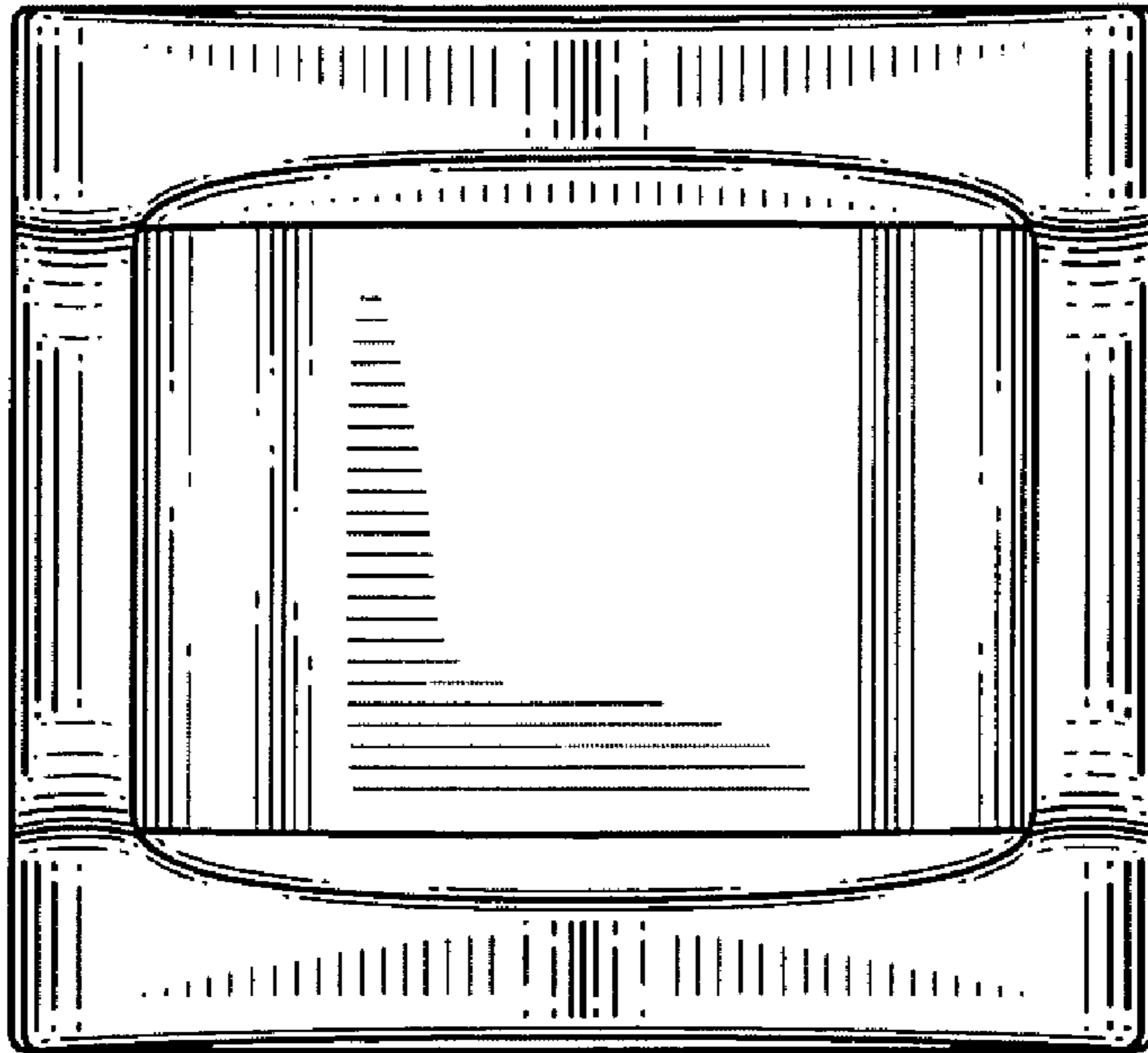


FIG. 5

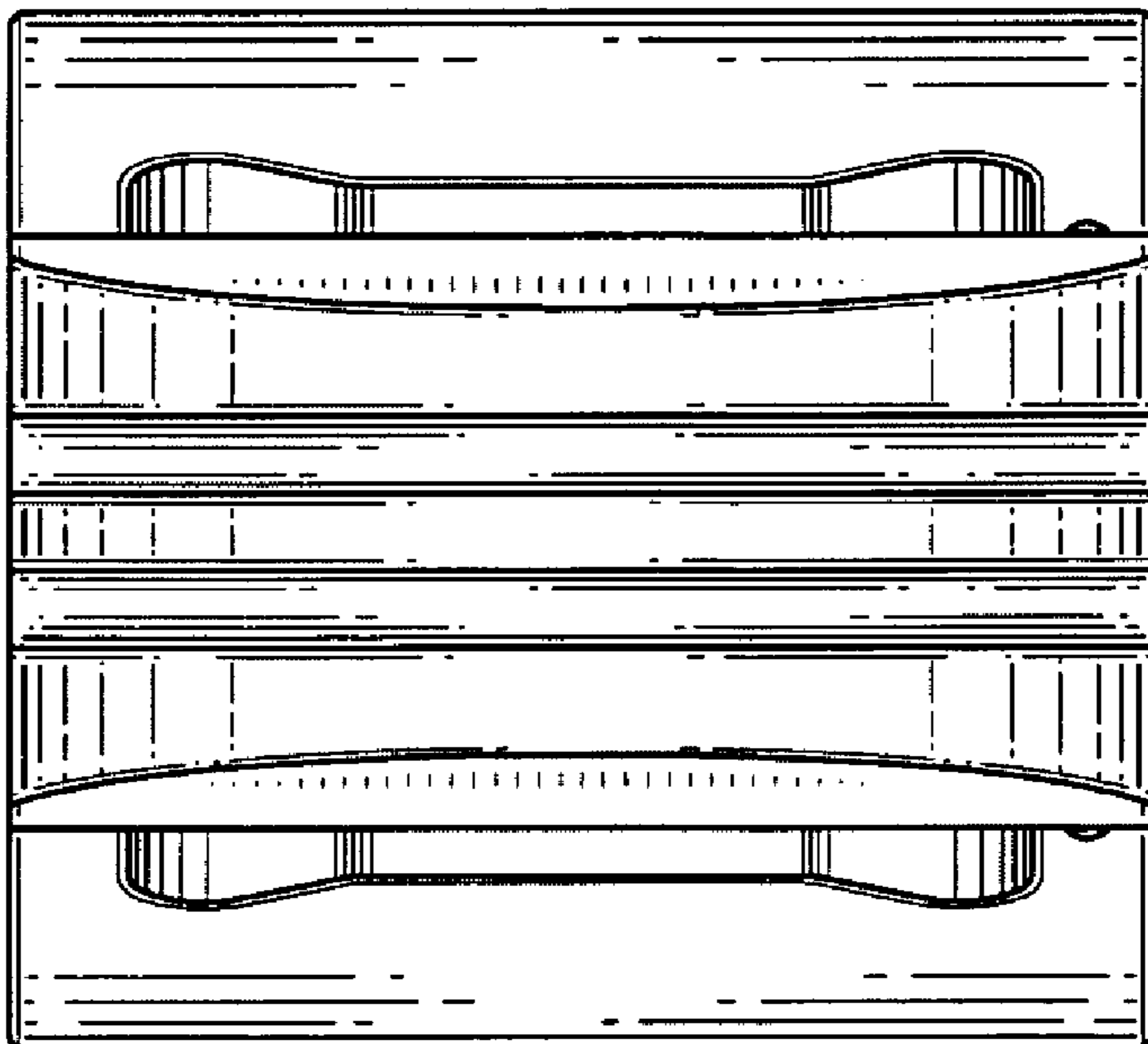


FIG. 4