



US00D578025S

(12) **United States Design Patent**
Dunlap

(10) **Patent No.:** **US D578,025 S**

(45) **Date of Patent:** **** Oct. 7, 2008**

(54) **TOOTH BRUSHING TIMER**

(75) **Inventor:** **Richard G. Dunlap**, Fort Wayne, IN (US)

(73) **Assignee:** **Molar Mate, Inc.**, Fort Wayne, IN (US)

(**) **Term:** **14 Years**

(21) **Appl. No.:** **29/307,754**

(22) **Filed:** **May 12, 2008**

(51) **LOC (8) Cl.** **10-03**

(52) **U.S. Cl.** **D10/40; D6/528**

(58) **Field of Classification Search** D10/40,
D10/6, 7, 8, 15; 368/276, 285, 316, 317,
368/107-123, 97-100; D6/527, 528, 534;
D21/621, 622

See application file for complete search history.

(56) **References Cited**

U.S. PATENT DOCUMENTS

D232,213 S *	7/1974	Dobyns	D6/528
D232,224 S *	7/1974	Dobyns	D10/40
D254,224 S *	2/1980	Papas	D6/534
D278,801 S *	5/1985	Long	D10/40
D279,248 S *	6/1985	Oliver	D6/534
D330,822 S *	11/1992	Steiner	D6/528
5,444,889 A *	8/1995	Barre	15/167.1
D370,146 S *	5/1996	Petronio	D6/534
5,570,325 A *	10/1996	Arpadi	368/10

D394,013 S *	5/1998	Morelli et al.	D10/40
D394,772 S *	6/1998	Tungol et al.	D6/534
D405,996 S *	2/1999	Mickler et al.	D6/527
D420,923 S *	2/2000	de Janasz	D10/40
D431,056 S *	9/2000	Cutillo et al.	D21/576
6,345,015 B1 *	2/2002	Coulson	368/10
D483,973 S *	12/2003	Harrod	D6/534
D499,591 S *	12/2004	Hernandez et al.	D6/531
D522,071 S *	5/2006	Strother et al.	D21/578

* cited by examiner

Primary Examiner—Lucy Lieberman

(74) *Attorney, Agent, or Firm*—Neal O. Willman

(57) **CLAIM**

The ornamental design for a tooth brushing timer, as shown and described.

DESCRIPTION

FIG. 1 is a perspective view of a tooth brushing timer showing my new design;

FIG. 2; is a front elevational view thereof

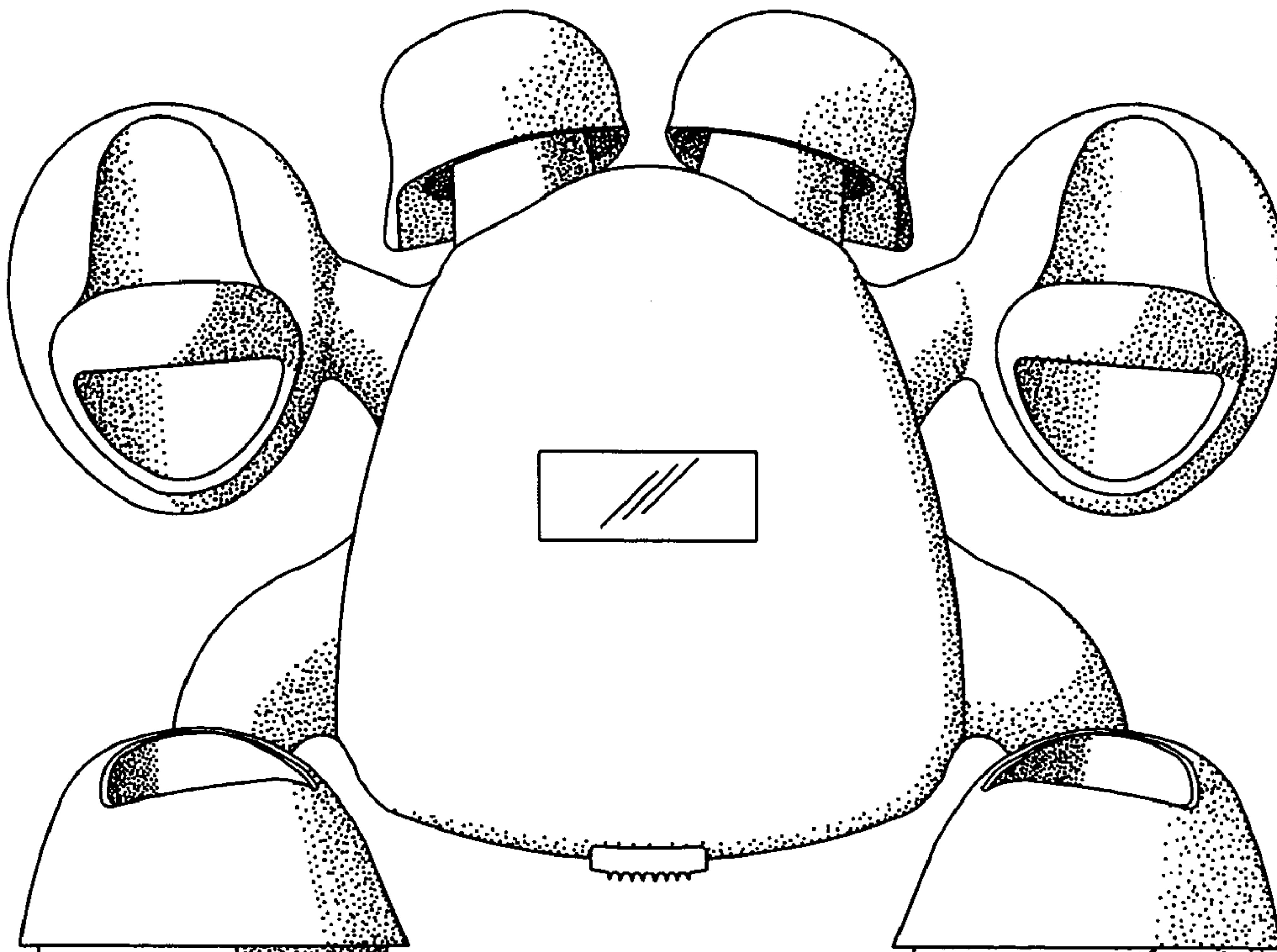
FIG. 3 is a top plan view thereof;

FIG. 4 is a bottom plan view thereof;

FIG. 5 is a side elevation of the tooth brushing timer as seen from the right side of FIG. 2, the opposite side elevation being a mirror image thereto; and,

FIG. 6 is a rear elevational view thereof.

1 Claim, 3 Drawing Sheets



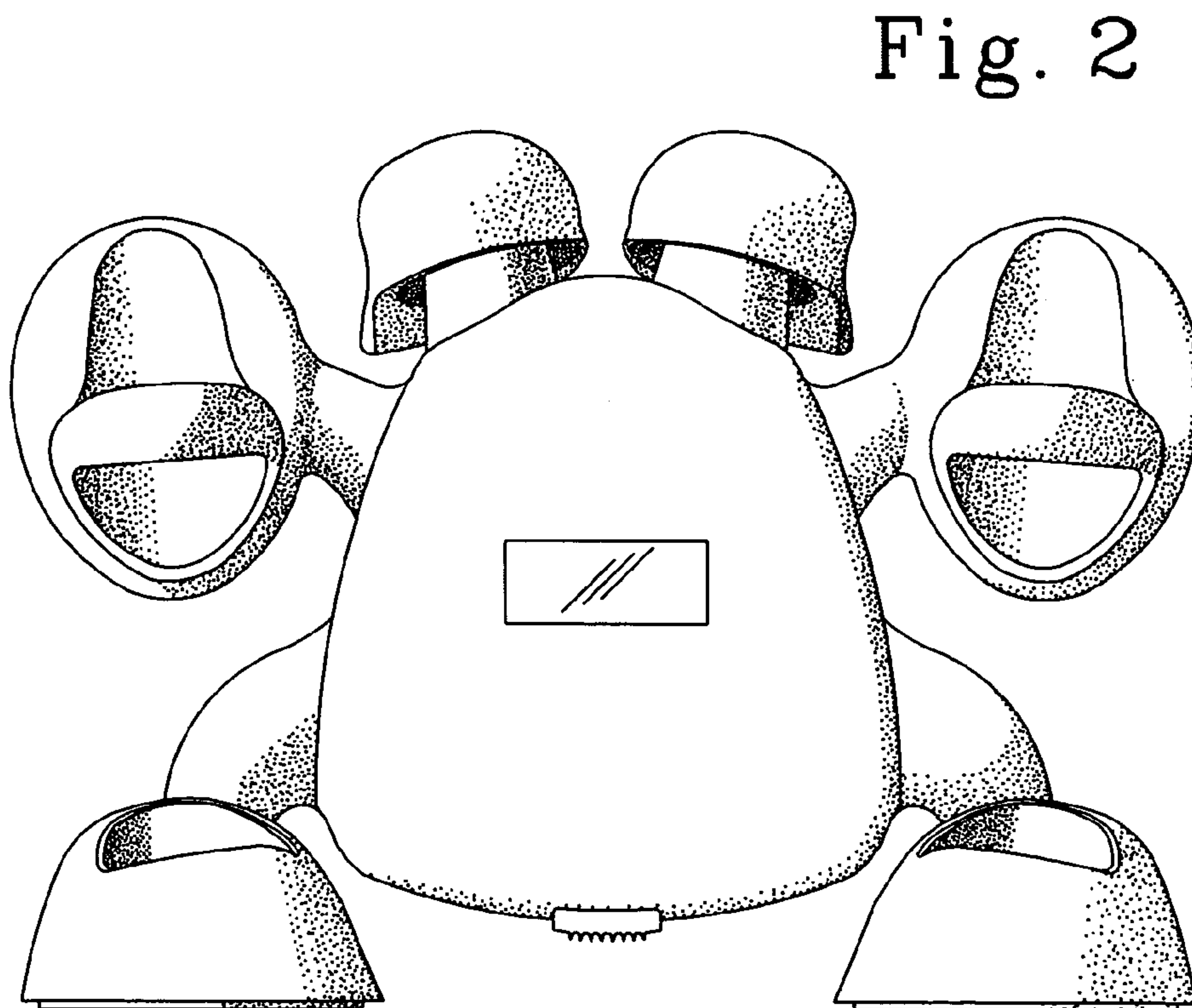
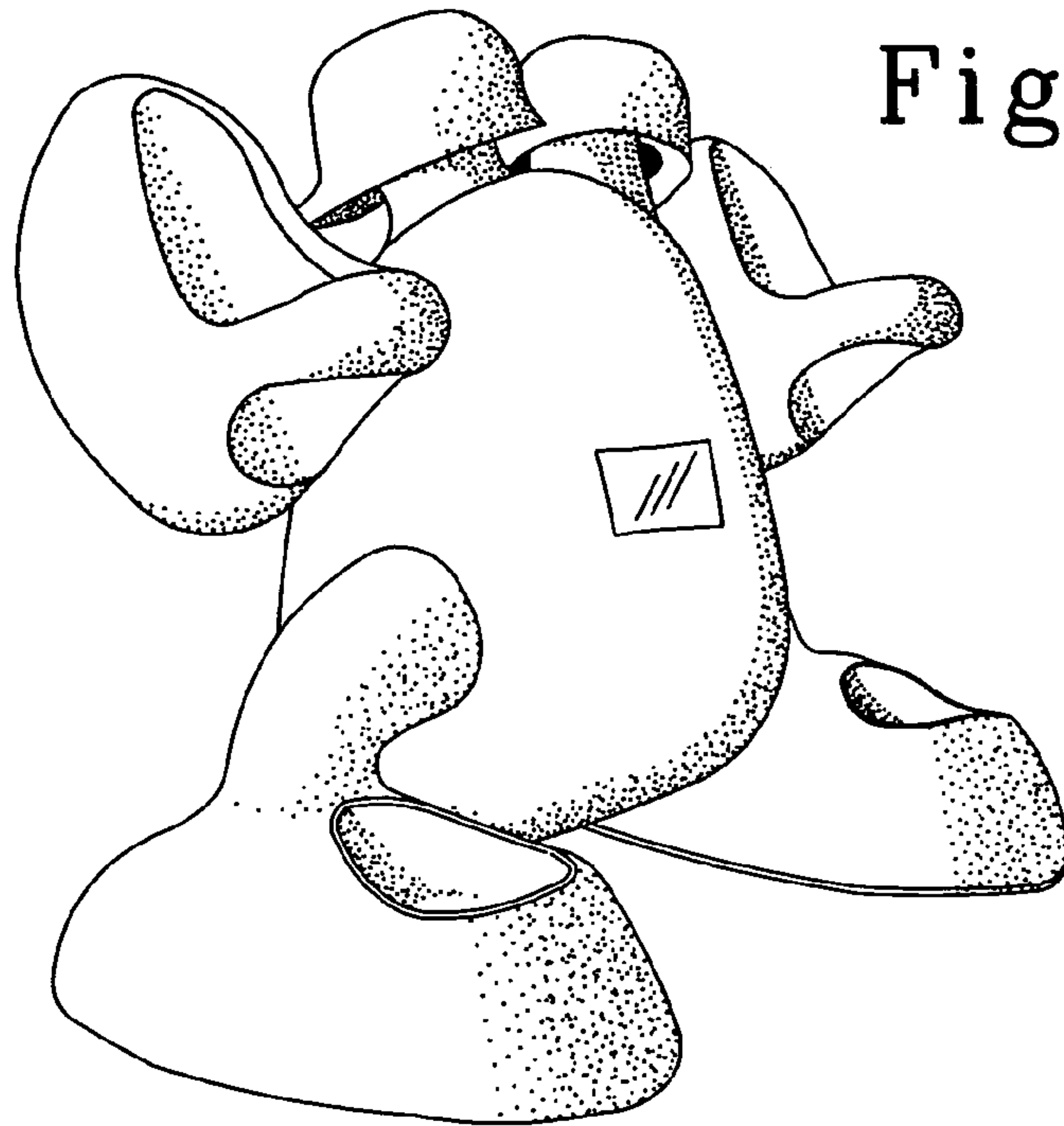


Fig. 3

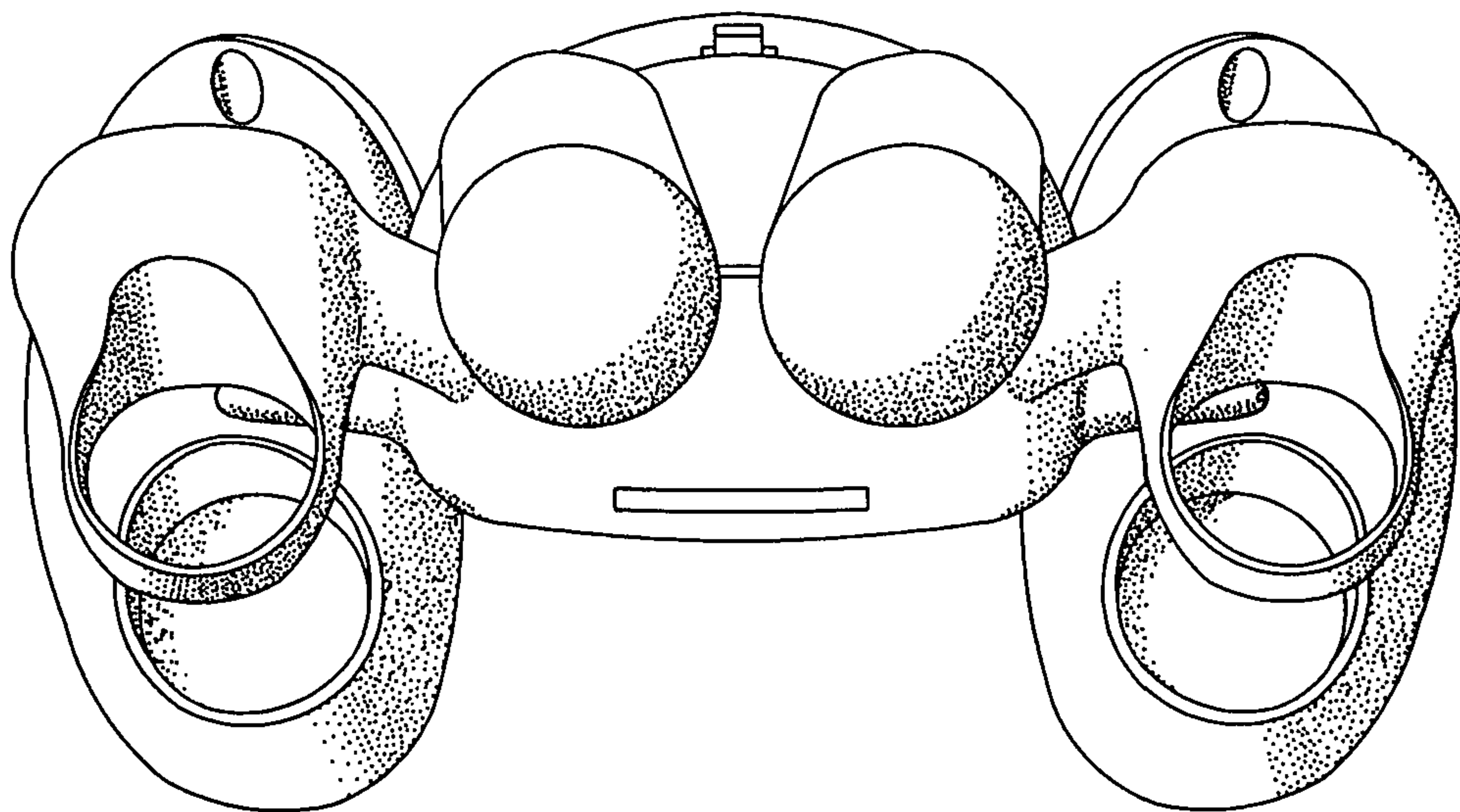


Fig. 4

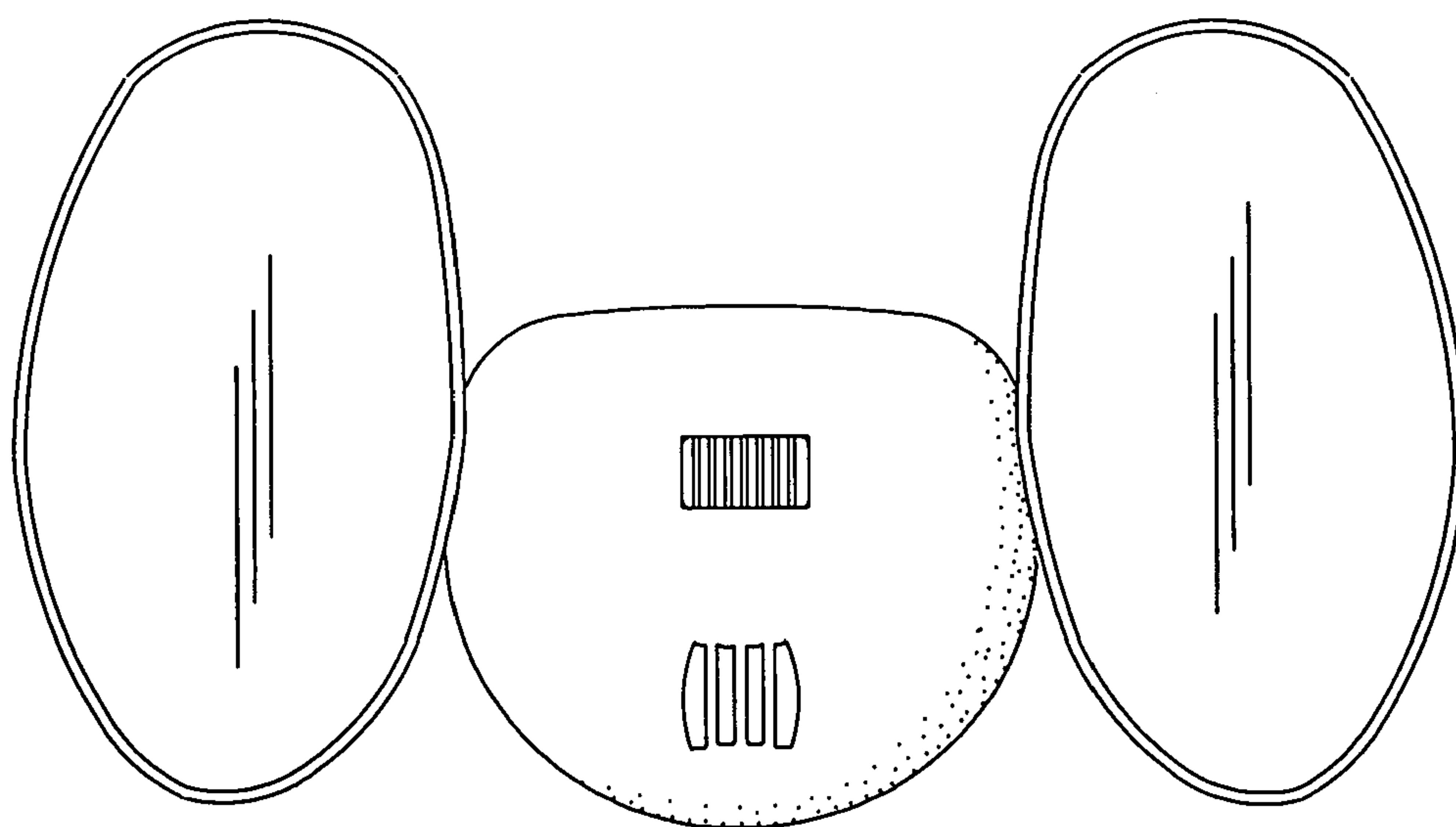


Fig. 5



Fig. 6

