



US00D578013S

(12) **United States Design Patent**
Friedland et al.

(10) **Patent No.:** **US D578,013 S**
(45) **Date of Patent:** **** Oct. 7, 2008**

(54) **CONCAVE THERMOFORM BASE WITH
FOOD PLACEMENT VACUUM**

(75) Inventors: **Jason Friedland**, Franklin, TN (US);
Angel Hernanadez, Nolensville, TN
(US); **Rebecca Morgan Valentine**,
Franklin, TN (US); **Peter Slusarczyk**,
Nolensville, TN (US)

(73) Assignee: **MARS, Incorporated**, McLean, VA
(US)

(**) Term: **14 Years**

(21) Appl. No.: **29/287,524**

(22) Filed: **Aug. 17, 2007**

(51) **LOC (8) Cl.** **09-05**

(52) **U.S. Cl.** **D9/707**

(58) **Field of Classification Search** D9/703-710,
D9/713-714, 720-722, 430-432, 414, 418,
D9/424; 383/103, 107, 113, 114, 45, 47,
383/200, 203, 100, 108; 229/87.06, 200;
426/106

See application file for complete search history.

(56) **References Cited**

U.S. PATENT DOCUMENTS

- D087,540 S * 8/1932 Picker
- D113,440 S 2/1939 Salfisberg
- D115,526 S 7/1939 Salfisberg
- D134,061 S 10/1942 Salfisberg
- D137,262 S * 2/1944 Hiemenz
- 2,654,471 A * 10/1953 Koplad et al.
- 2,973,006 A * 2/1961 Nelson
- D193,811 S * 10/1962 Ebbet D9/707
- D201,644 S * 7/1965 Cave
- 3,294,224 A 12/1966 Horwitz
- 3,387,766 A * 6/1968 Kugler 383/200
- 3,502,487 A 3/1970 Byrd
- 3,650,461 A * 3/1972 Hutcheson et al. 383/200
- D242,900 S 1/1977 Seiferth et al.
- D250,880 S * 1/1979 Stone et al.
- 4,378,069 A 3/1983 Franco

- 4,543,279 A 9/1985 Kai
- D297,306 S * 8/1988 King D9/709
- 4,784,864 A 11/1988 Ikeda
- 4,903,841 A * 2/1990 Ohsima et al. 383/200
- D306,555 S 3/1990 Lane et al.
- D314,885 S * 2/1991 Brunner
- D318,611 S * 7/1991 Sherman D9/710
- 5,038,547 A 8/1991 Kai et al.
- D326,222 S * 5/1992 McAtarian D9/707
- D354,906 S * 1/1995 Lane, Jr. et al.
- D386,698 S 11/1997 Giardiello

(Continued)

OTHER PUBLICATIONS

U.S. Appl. No. 29/287,527, Friedland, et. al.

(Continued)

Primary Examiner—Caron D. Veynar
Assistant Examiner—Abraham Bahta
(74) *Attorney, Agent, or Firm*—Arent Fox LLP

(57) **CLAIM**

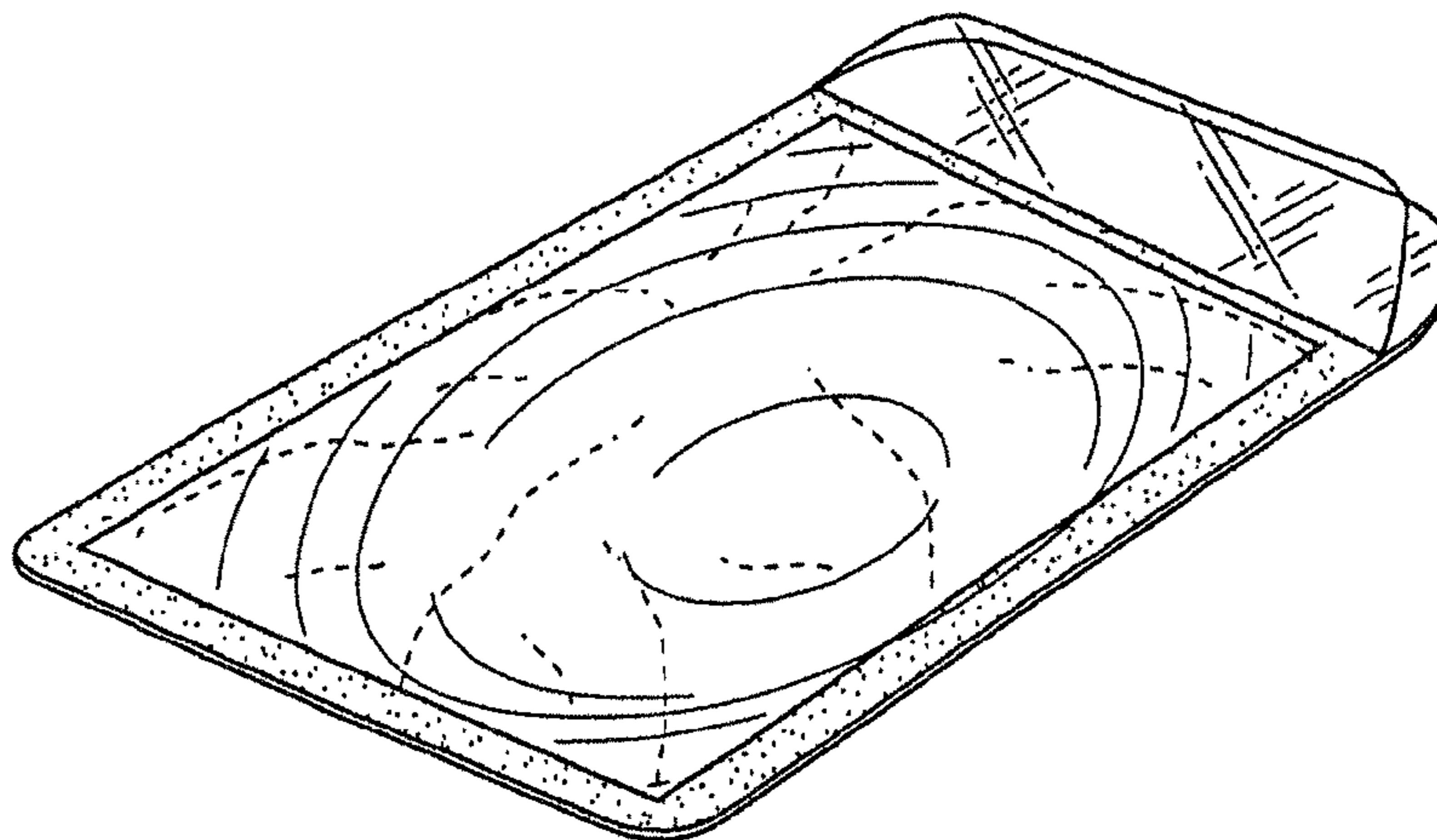
The ornamental design for a concave thermoform base with food placement vacuum, as shown and described.

DESCRIPTION

FIG. 1 is a perspective view of a concave thermoform base with food placement vacuum showing our new design;
FIG. 2 is a top view of the design shown in FIG. 1;
FIG. 3 is a bottom view of the design shown in FIG. 1;
FIG. 4 is a front view of the design shown in FIG. 1;
FIG. 5 is a rear view of the design shown in FIG. 1; and,
FIG. 6 is a left side view of the design shown in FIG. 1, wherein the right side view is identical or a mirror image thereof.

The broken lines shown in the drawings are for illustrative purposes and form no part of the claimed design.

1 Claim, 2 Drawing Sheets



US D578,013 S

Page 2

U.S. PATENT DOCUMENTS

5,779,052 A 7/1998 Woodford et al.
6,083,584 A 7/2000 Smith et al.
D429,459 S * 8/2000 Berman D9/707
D436,847 S 1/2001 Berman
D440,868 S 4/2001 Berman
D442,078 S 5/2001 Fuquen
D446,445 S 8/2001 Croft et al.
D450,574 S 11/2001 Campbell
D452,144 S 12/2001 Tedeschi, Jr. et al.
D452,817 S 1/2002 Berman
D454,457 S * 3/2002 Ou-Young D6/546
D454,487 S 3/2002 Bell et al.
D462,897 S * 9/2002 Amundson D9/710
D463,266 S 9/2002 Zappa
D463,738 S 10/2002 Jones
D463,974 S * 10/2002 Berman
D465,726 S * 11/2002 Tet D9/708
D466,003 S 11/2002 Jones et al.
D468,630 S * 1/2003 Ambrose D9/710
D469,120 S 1/2003 Maloney
D471,090 S 3/2003 Jones
D473,131 S 4/2003 Berman
D473,132 S 4/2003 Berman
D475,614 S 6/2003 Jones
D475,915 S * 6/2003 Lawrie et al. D9/710
D477,992 S 8/2003 Dennis et al.
D486,730 S 2/2004 Rasmussen
D522,374 S 6/2006 Nova et al.

D542,152 S 5/2007 Klis
D545,689 S 7/2007 Peel
D551,567 S 9/2007 Berman
D558,594 S 1/2008 Kirou et al.
D558,601 S 1/2008 Berman

OTHER PUBLICATIONS

U.S. Appl. No. 29/287,526, Friedland, et. al.
U.S. Appl. No. 29/287,528, Friedland, et. al.
U.S. Appl. No. 29/287,539, Beyer, et. al.
U.S. Appl. No. 29/287,535, Friedland, et. al.
U.S. Appl. No. 29/287,522, Shields.
U.S. Appl. No. 29/287,510, Friedland, et. al.
U.S. Appl. No. 29/287,525, Friedland, et. al.
U.S. Appl. No. 29/287,512, Friedland, et. al.
U.S. Appl. No. 29/287,513, Friedland, et. al.
U.S. Appl. No. 29/287,518, Beyer, et. al.
U.S. Appl. No. 29/287,515, Friedland, et. al.
U.S. Appl. No. 29/287,520, Friedland, et. al.
U.S. Appl. No. 29/287,536, Friedland, et. al.
U.S. Appl. No. 29/287,514, Friedland, et. al.
U.S. Appl. No. 29/287,519, Shields.
U.S. Appl. No. 29/287,511, Friedland, et. al.
U.S. Appl. No. 29/287,538, Friedland, et. al.
U.S. Appl. No. 29/287,523, Friedland, et. al.
U.S. Appl. No. 29/287,537, Friedland, et. al.
U.S. Appl. No. 29/287,521, Friedland, et. al.
U.S. Appl. No. 11/840,825, Slusarczyk, et. al.

* cited by examiner

FIG.1

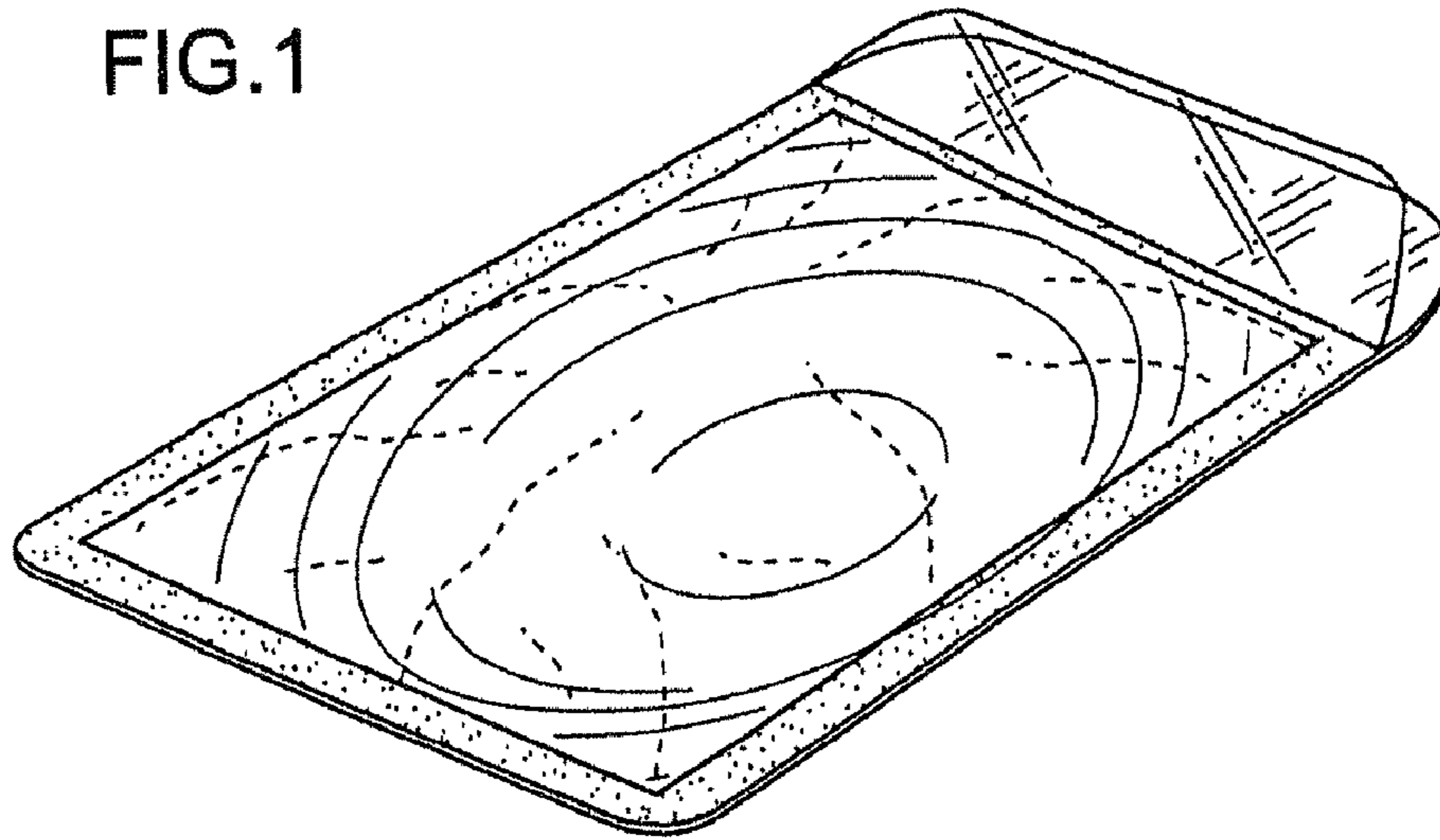


FIG.2

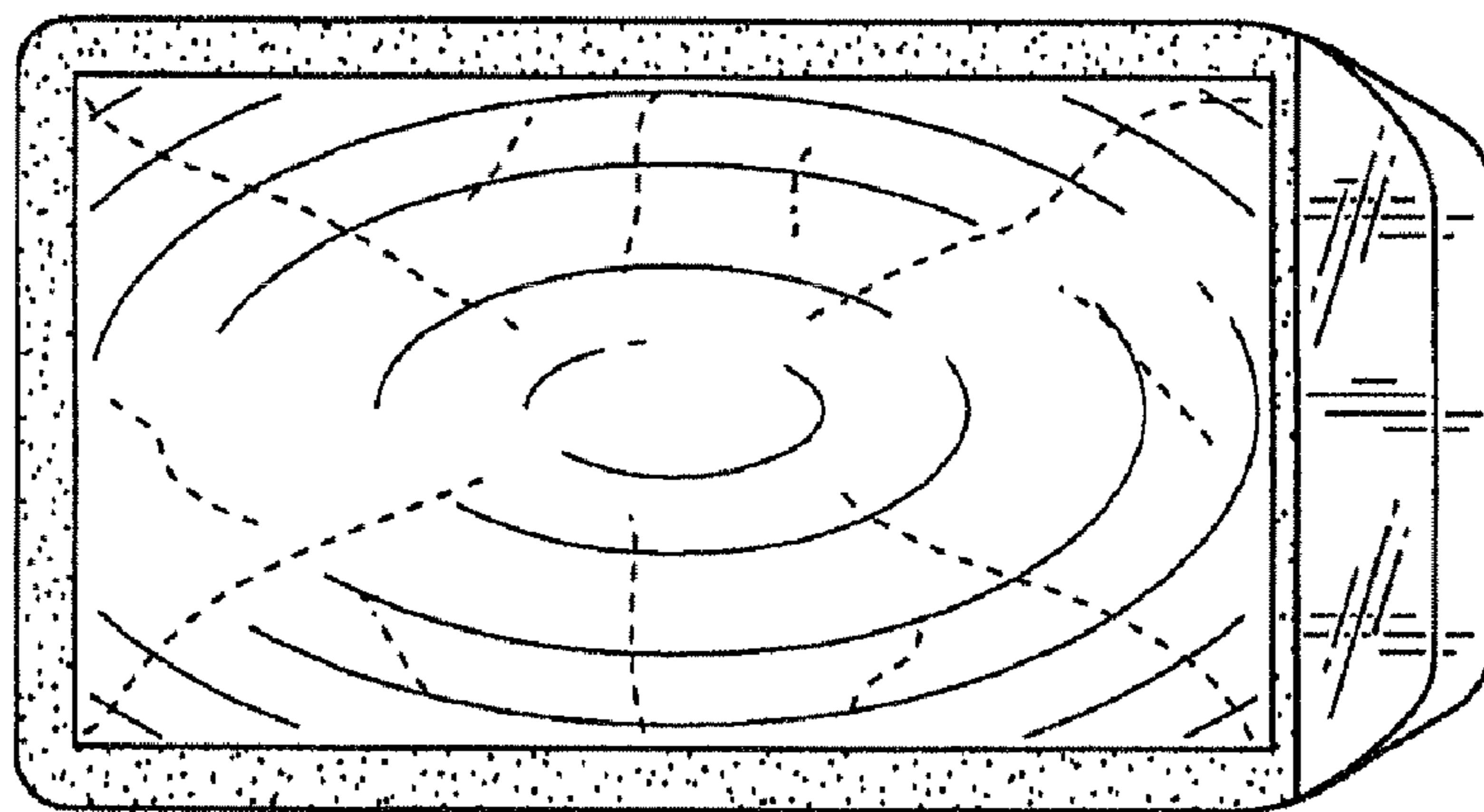


FIG.3

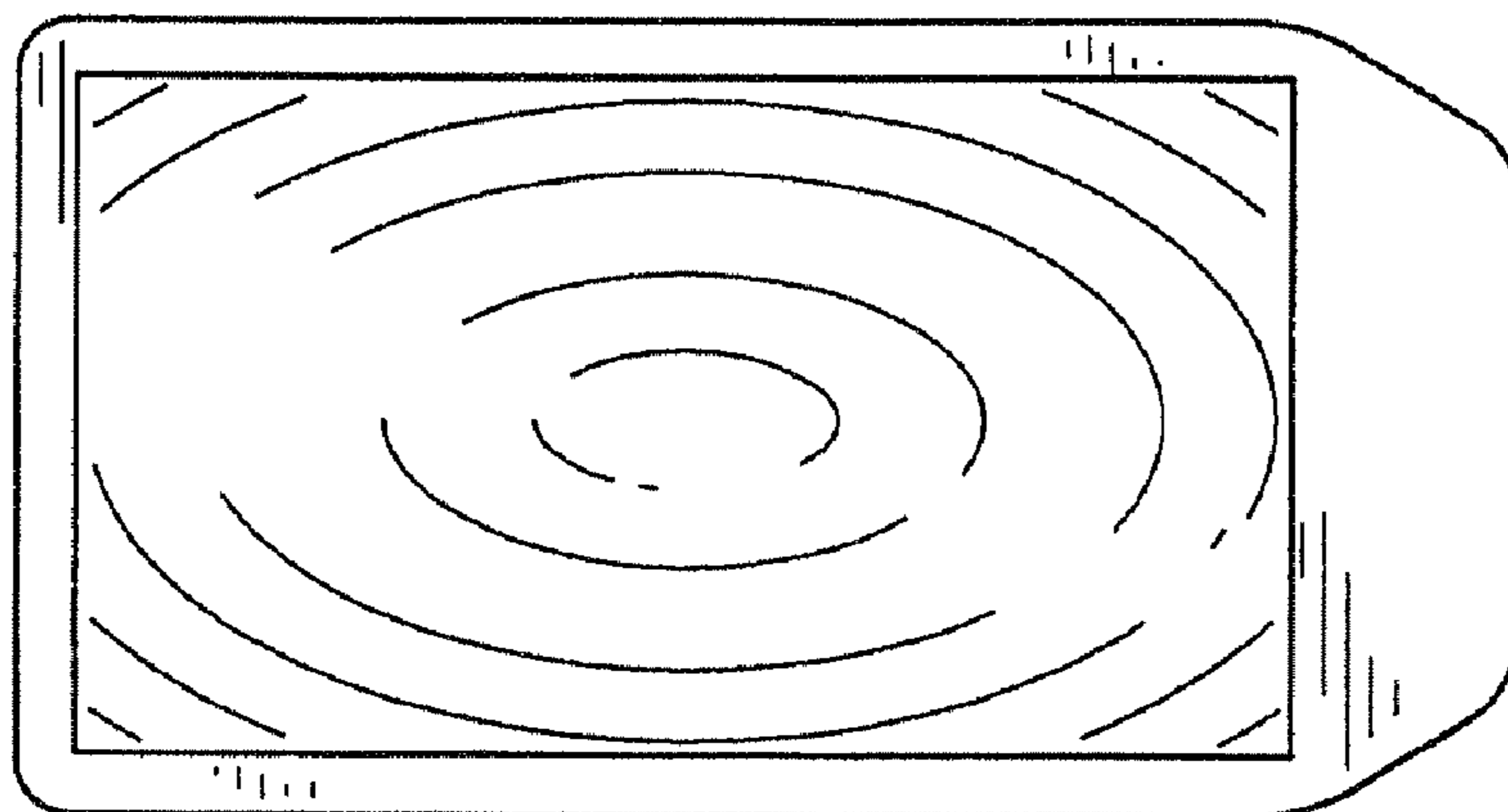


FIG.4

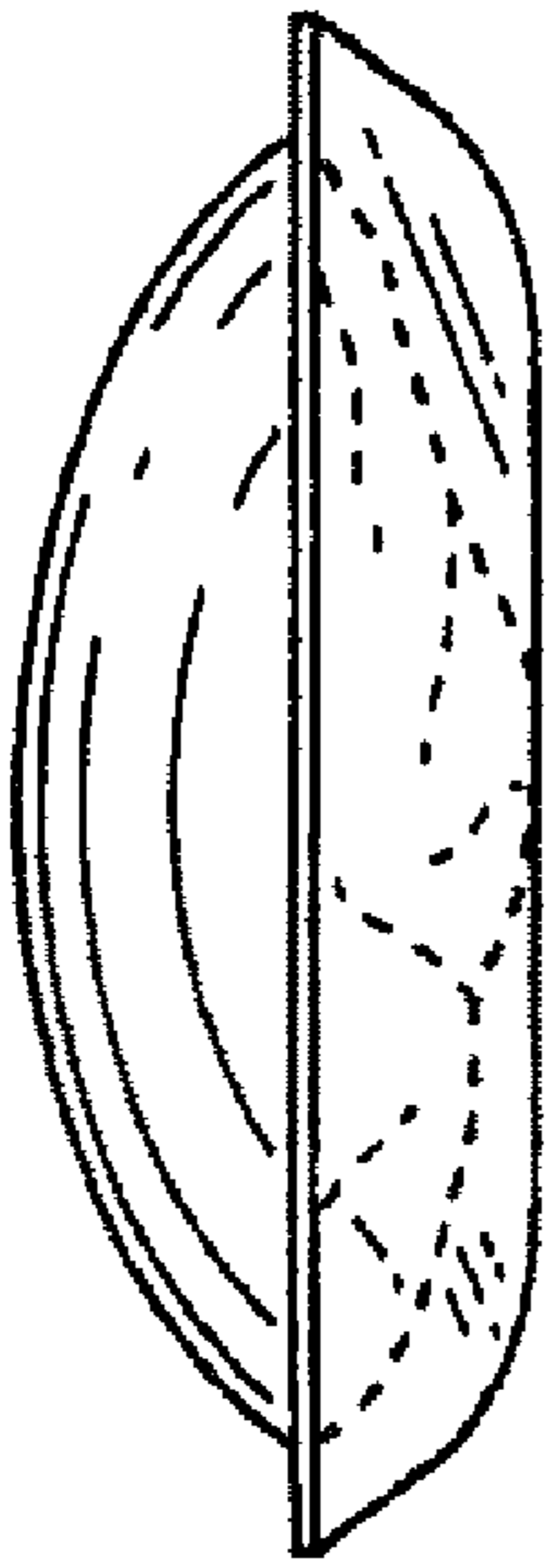


FIG.5

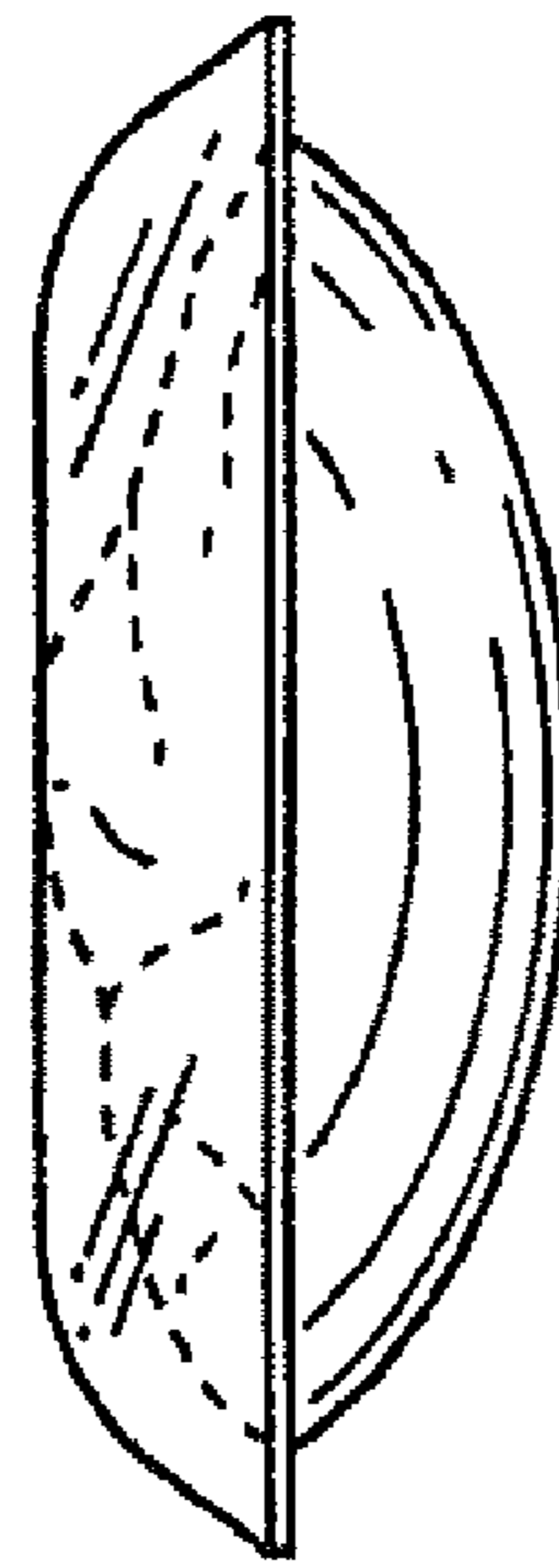


FIG.6



UNITED STATES PATENT AND TRADEMARK OFFICE
CERTIFICATE OF CORRECTION

PATENT NO. : Des. 578,013 S
APPLICATION NO. : 29/287524
DATED : October 7, 2008
INVENTOR(S) : Jason Michael Friedland et al.

Page 1 of 1

It is certified that error appears in the above-identified patent and that said Letters Patent is hereby corrected as shown below:

Title Pg, Item (75) Inventors:

Delete the second inventor's last name incorrectly shown as "HERNANADEZ" and insert --HERNANDEZ--.

Signed and Sealed this

Twenty-third Day of December, 2008

A handwritten signature in black ink that reads "Jon W. Dudas". The signature is written in a cursive style with a large, looped initial "J".

JON W. DUDAS

Director of the United States Patent and Trademark Office