



US00D578011S

(12) **United States Design Patent**
Friedland et al.

(10) **Patent No.:** **US D578,011 S**
(45) **Date of Patent:** **** Oct. 7, 2008**

(54) **TEAR-DROP SHAPED VACUUM POUCH**

(75) Inventors: **Jason Friedland**, Franklin, TN (US);
Angel Hernanadez, Nolensville, TN
(US); **Rebecca Morgan Valentine**,
Franklin, TN (US); **Peter Slusarczyk**,
Nolensville, TN (US)

(73) Assignee: **MARS, Incorporated**, McLean, VA
(US)

(**) Term: **14 Years**

(21) Appl. No.: **29/287,512**

(22) Filed: **Aug. 17, 2007**

(51) **LOC (8) Cl.** **09-05**

(52) **U.S. Cl.** **D9/707**

(58) **Field of Classification Search** D9/703-710,
D9/713-714, 720-722, 430-432, 141, 418,
D9/424; 383/103, 107, 114, 200, 84, 203,
383/45, 113, 47, 100, 108; 229/200, 87.06;
426/106

See application file for complete search history.

(56) **References Cited**

U.S. PATENT DOCUMENTS

D087,540 S	8/1932	Picker	
D113,440 S	2/1939	Salfisberg	
D115,526 S	7/1939	Salfisberg	
D134,061 S	10/1942	Salfisberg	
D137,262 S	2/1944	Hiemenz	
2,654,471 A	10/1953	Kopald et al.	
2,973,006 A	2/1961	Nelson	
D193,811 S	10/1962	Ebbet et al.	
D201,644 S	7/1965	Cave	
3,294,224 A	12/1966	Horwitz	
3,387,766 A	6/1968	Kugler	
3,502,487 A *	3/1970	Byrd	426/106
3,650,461 A	3/1972	Hutcheson	
D242,900 S	1/1977	Seiferth et al.	
D250,880 S	1/1979	Stone et al.	
4,378,069 A	3/1983	Franco	
4,543,279 A	9/1985	Kai	

D297,306 S	8/1988	King	
4,784,864 A	11/1988	Ikeda	
4,903,841 A	2/1990	Ohsima et al.	
D306,555 S *	3/1990	Lane et al.	D9/707
D314,885 S	2/1991	Brunner	
D318,611 S *	7/1991	Sherman	D9/710
5,038,547 A	8/1991	Kai et al.	
D326,222 S	5/1992	McAtarian	
D354,906 S	1/1995	Lane, Jr. et al.	
D386,698 S	11/1997	Giardiello	
5,779,052 A	7/1998	Woodford et al.	

(Continued)

OTHER PUBLICATIONS

U.S. Appl. No. 29/287,526, Friedland, et. al.

(Continued)

Primary Examiner—Caron D. Veynar
Assistant Examiner—Abraham Bahta
(74) *Attorney, Agent, or Firm*—Arent Fox LLP

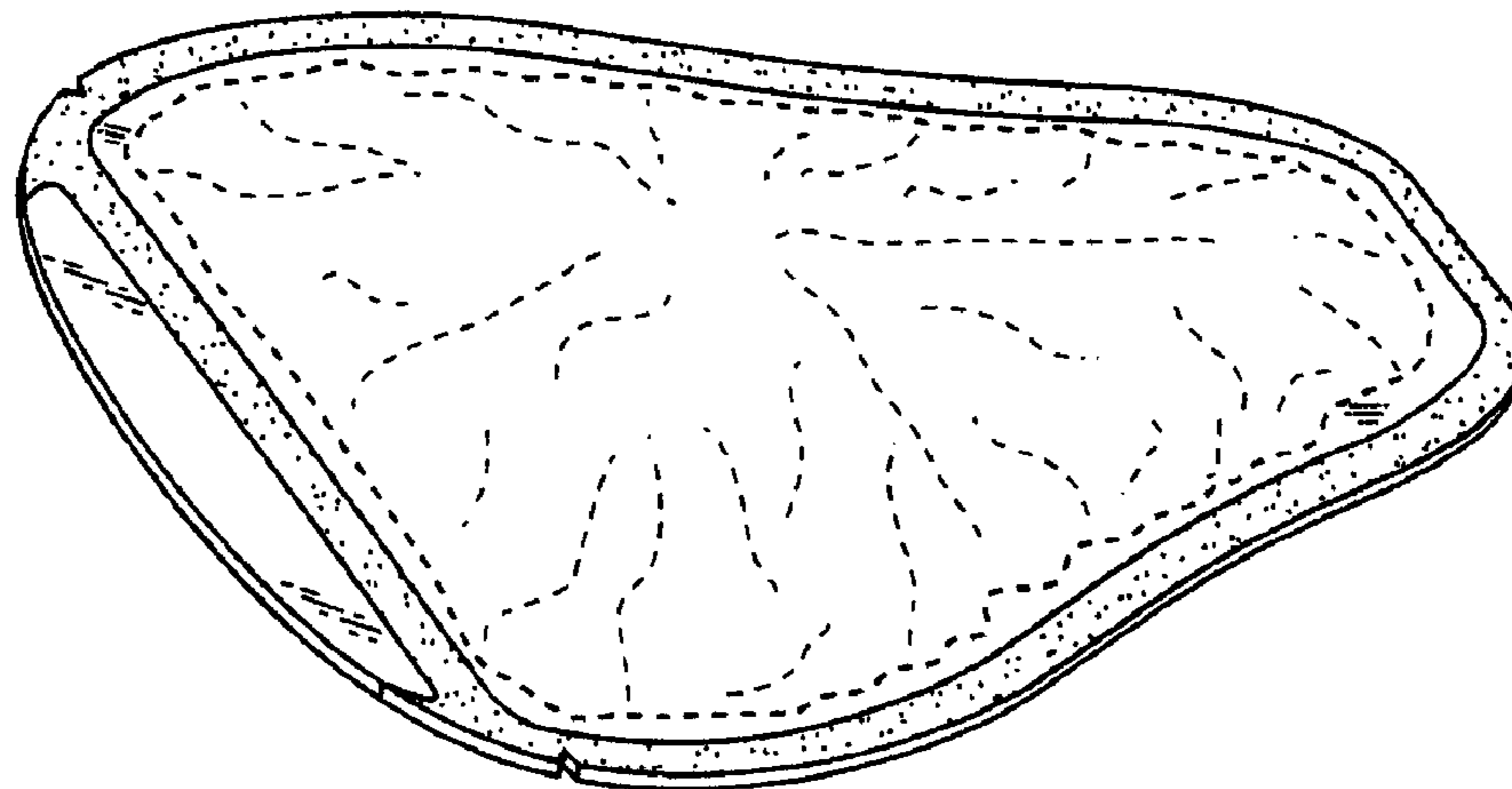
(57) **CLAIM**

The ornamental design for a tear-drop shaped vacuum pouch,
as shown and described.

DESCRIPTION

FIG. 1 is a perspective view of a tear-drop shaped vacuum pouch showing our new design;
FIG. 2 is a top view of the design shown in FIG. 1, wherein the bottom view is identical or a mirror image thereof;
FIG. 3 is a front view of the design shown in FIG. 1;
FIG. 4 is a rear view of the design shown in FIG. 1; and,
FIG. 5 is a right side view of the design shown in FIG. 1, wherein the left view is identical or a mirror image thereof.
The broken lines shown in the drawing are for illustrative purposes only and form no part of the claimed design.

1 Claim, 2 Drawing Sheets



US D578,011 S

Page 2

U.S. PATENT DOCUMENTS

6,083,584 A 7/2000 Smith et al.
D429,459 S 8/2000 Berman
D436,847 S * 1/2001 Berman D9/710
D440,868 S 4/2001 Berman
D442,078 S * 5/2001 Fuquen D9/707
D446,445 S 8/2001 Croft et al.
D450,574 S 11/2001 Campbell
D452,144 S 12/2001 Tedeschi, Jr. et al.
D452,817 S * 1/2002 Berman D9/707
D454,457 S 3/2002 Ou-Young
D454,487 S * 3/2002 Bell et al. D9/710
D462,897 S 9/2002 Amundson
D463,266 S 9/2002 Zappa
D463,738 S 10/2002 Jones
D463,974 S 10/2002 Berman
D465,726 S 11/2002 Tet
D466,003 S * 11/2002 Jones et al. D9/710
D468,630 S 1/2003 Ambrose
D469,120 S 1/2003 Maloney
D471,090 S * 3/2003 Jones D9/710
D473,131 S 4/2003 Berman
D473,132 S * 4/2003 Berman D9/710
D475,614 S * 6/2003 Jones D9/710
D475,915 S 6/2003 Lawrie et al.
D477,992 S * 8/2003 Dennis et al. D9/710
D486,730 S 2/2004 Rasmussen
D522,374 S * 6/2006 Nova et al. D9/629
D542,152 S 5/2007 Klis

D545,689 S 7/2007 Peel
D551,567 S 9/2007 Berman
D558,594 S 1/2008 Kirou et al.
D558,601 S 1/2008 Berman

OTHER PUBLICATIONS

U.S. Appl. No. 29/287,524, Friedland, et. al.
U.S. Appl. No. 29/287,528, Friedland, et. al.
U.S. Appl. No. 29/287,539, Beyer, et. al.
U.S. Appl. No. 29/287,535, Friedland, et. al.
U.S. Appl. No. 29/287,522, Shields.
U.S. Appl. No. 29/287,510, Friedland, et. al.
U.S. Appl. No. 29/287,527, Friedland, et. al.
U.S. Appl. No. 29/287,525, Friedland, et. al.
U.S. Appl. No. 29/287,513, Friedland, et. al.
U.S. Appl. No. 29/287,518, Beyer, et. al.
U.S. Appl. No. 29/287,515, Friedland, et. al.
U.S. Appl. No. 29/287,520, Friedland, et. al.
U.S. Appl. No. 29/287,536, Friedland, et. al.
U.S. Appl. No. 29/287,514, Friedland, et. al.
U.S. Appl. No. 29/287,519, Shields.
U.S. Appl. No. 29/287,511, Friedland, et. al.
U.S. Appl. No. 29/287,538, Friedland, et. al.
U.S. Appl. No. 29/287,523, Friedland, et. al.
U.S. Appl. No. 29/287,537, Friedland, et. al.
U.S. Appl. No. 29/287,521, Friedland, et. al.
U.S. Appl. No. 11/840,825, Slusarczyk, et. al.

* cited by examiner

FIG.1

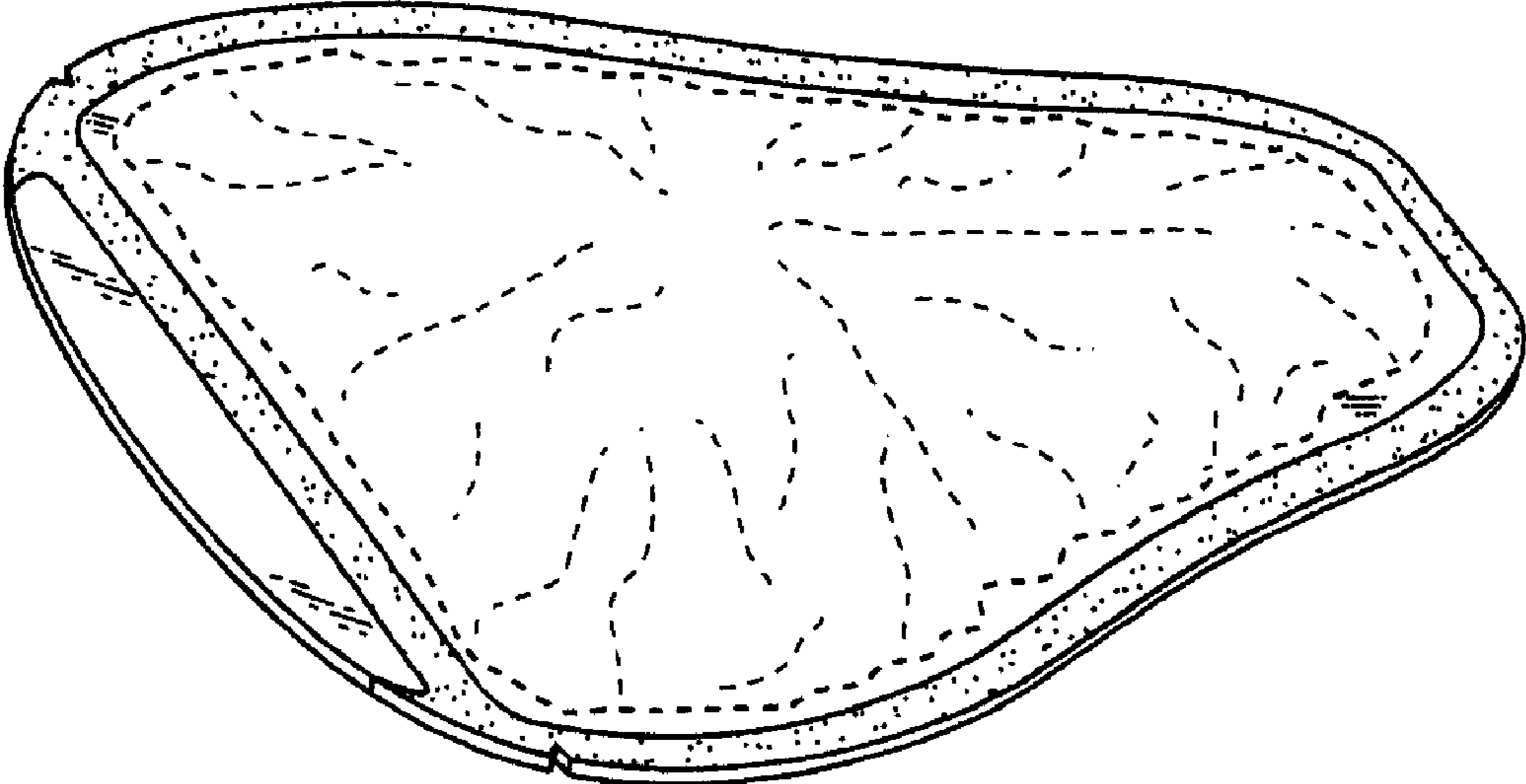


FIG.2

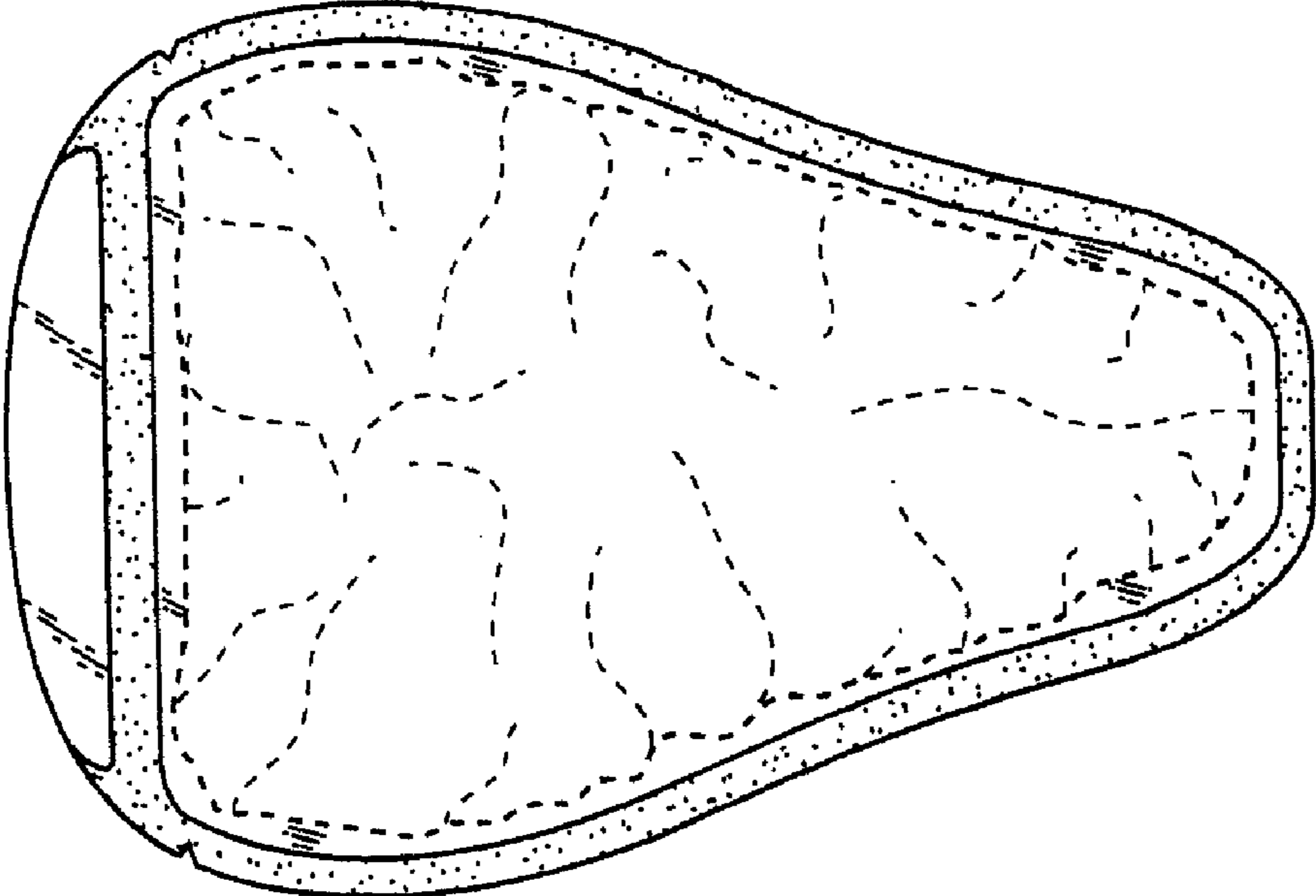


FIG.3

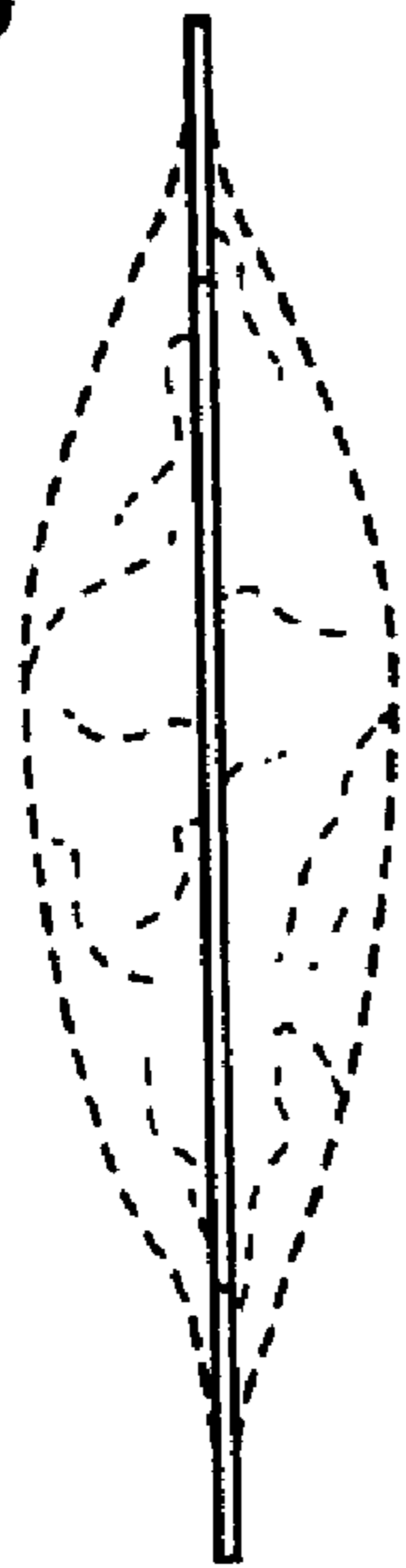



FIG.4



FIG.5



UNITED STATES PATENT AND TRADEMARK OFFICE
CERTIFICATE OF CORRECTION

PATENT NO. : Des. 578,011 S
APPLICATION NO. : 29/287512
DATED : October 7, 2008
INVENTOR(S) : Jason Michael Friedland et al.

Page 1 of 1

It is certified that error appears in the above-identified patent and that said Letters Patent is hereby corrected as shown below:

Title Page, Item (75) Inventors:

Delete the second inventor's last name incorrectly shown as "HERNANADEZ" and insert --HERNANDEZ--.

Signed and Sealed this

Sixteenth Day of December, 2008

A handwritten signature in black ink that reads "Jon W. Dudas". The signature is written in a cursive style with a large, looped initial "J".

JON W. DUDAS

Director of the United States Patent and Trademark Office