

US00D578007S

(12) **United States Design Patent**  
**Hestehave**

(10) **Patent No.:** **US D578,007 S**  
(45) **Date of Patent:** **\*\* Oct. 7, 2008**

(54) **BOTTLE**

(76) Inventor: **Kjeld Hestehave**, 1841 E. Acacia St.,  
Ontario, CA (US) 91761

(\*\*) Term: **14 Years**

(21) Appl. No.: **29/321,960**

(22) Filed: **Jul. 25, 2008**

- D423,935 S 5/2000 Frazer
- D437,226 S 2/2001 Sadeghi et al.
- D442,089 S 5/2001 Sadeghi et al.
- D443,513 S 6/2001 Goettner
- D456,272 S 4/2002 Sadeghi et al.
- D457,437 S 5/2002 Sadeghi et al.
- D458,145 S 6/2002 Sadeghi et al.
- D458,146 S 6/2002 Sadeghi et al.
- D458,147 S 6/2002 Sadeghi et al.

(Continued)

**Related U.S. Application Data**

(62) Division of application No. 29/319,670, filed on Jun. 12, 2008, which is a division of application No. 29/303,344, filed on Feb. 7, 2008, now Pat. No. Des. 573,031.

(51) **LOC (8) Cl.** ..... **09-01**

(52) **U.S. Cl.** ..... **D9/541; D9/542; D9/560;**  
D9/571; D9/453

(58) **Field of Classification Search** ..... D9/516,  
D9/520, 530, 537-546, 549, 553-556, 558,  
D9/560, 566-569, 571, 574-575, 453-454;  
215/381-385; 220/660, 662, 669-671, 675  
See application file for complete search history.

(56) **References Cited**

**U.S. PATENT DOCUMENTS**

- D24,862 S 11/1895 Abbott
- D85,838 S 12/1931 Noble
- D87,343 S \* 7/1932 Hamilton ..... D9/560
- D90,290 S 7/1933 McDonald
- D97,748 S \* 12/1935 Steelman ..... D9/569 X
- D110,504 S \* 7/1938 Steuer ..... D9/542
- D233,828 S 12/1974 Leary
- D236,587 S 9/1975 Kretz
- D290,323 S 6/1987 Weernink
- D356,871 S 3/1995 Dunn
- D362,182 S 9/1995 Hestehave et al.
- D405,695 S 2/1999 Zelmo
- D415,428 S 10/1999 Keller et al.

*Primary Examiner*—Carol Rademaker

(74) *Attorney, Agent, or Firm*—Kristin C. Hiibner; Sheldon Mak Rose & Anderson

(57) **CLAIM**

The ornamental design for a bottle, as shown and described.

**DESCRIPTION**

FIG. 1 is a bottom, front, and left side perspective view of the invention;

FIG. 2 is a left side elevational view thereof, the right side elevational view being identical;

FIG. 3 is a front elevational view thereof, the back elevational view being identical;

FIG. 4 is a top plan view thereof;

FIG. 5 is a bottom plan view thereof;

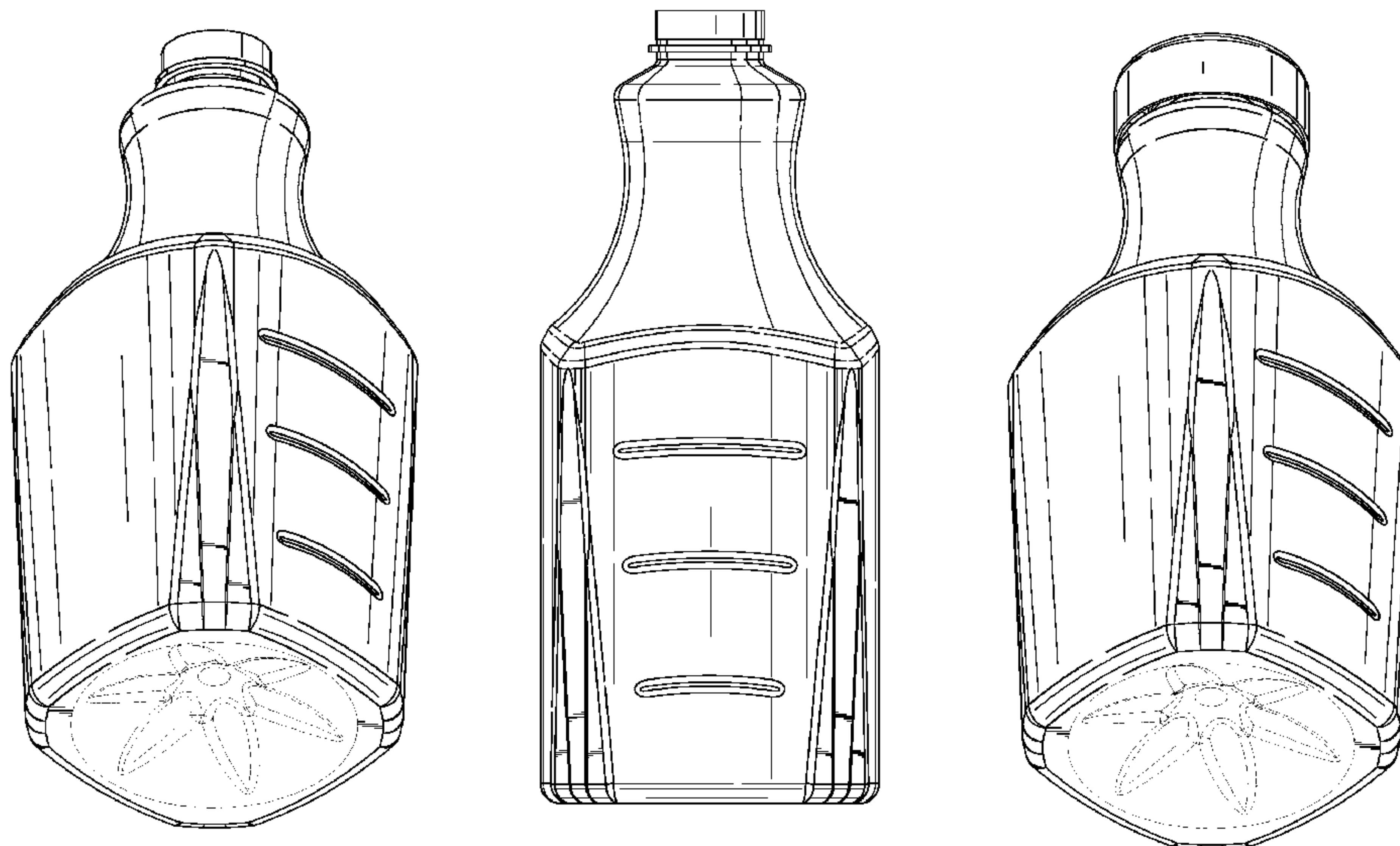
FIG. 6 is a bottom, front, and left side perspective view of the bottle of FIG. 1 shown with a cap thereof, the front, left side, right side, and back side elevations of the cap being identical;

FIG. 7 is a left side elevational view thereof; and,

FIG. 8 is a top plan view thereof.

The broken lines shown on the bottom surface of the bottle in the drawing views are included for the purpose of showing environmental structure that forms no part of the claimed design.

**1 Claim, 3 Drawing Sheets**



# US D578,007 S

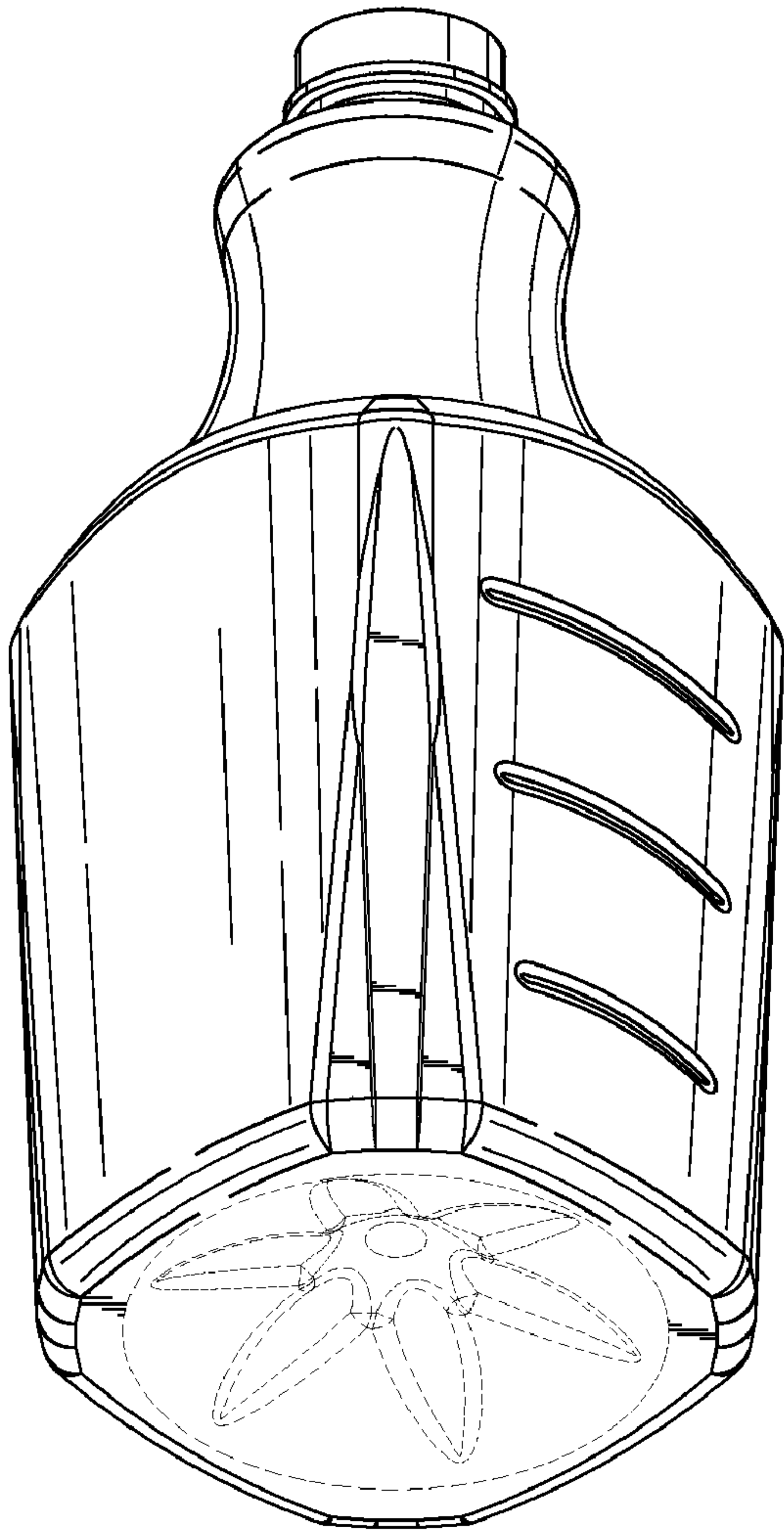
Page 2

---

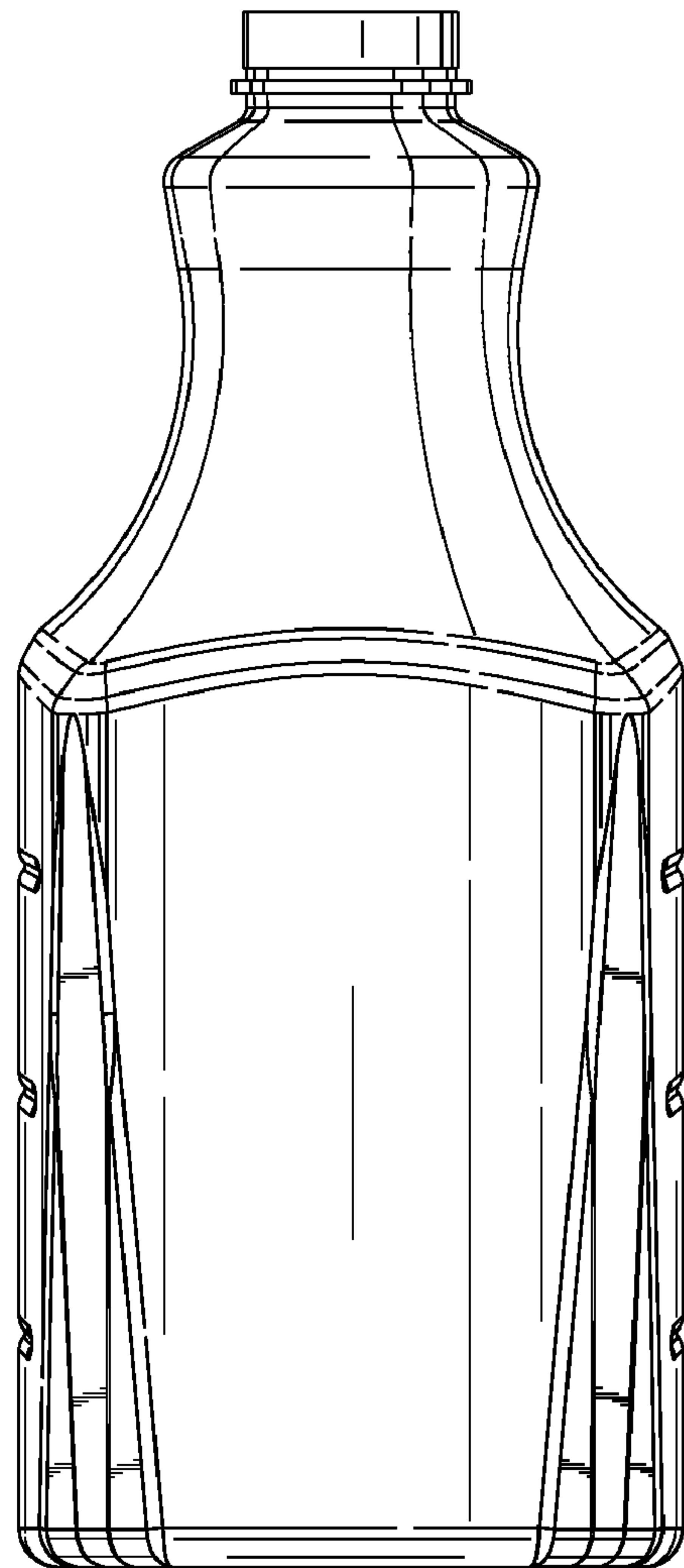
## U.S. PATENT DOCUMENTS

D458,148 S	6/2002	Sadeghi et al.	D526,210 S	8/2006	Beard et al.
D460,695 S	7/2002	Sadeghi et al.	D526,905 S	8/2006	Beard et al.
D463,287 S	9/2002	Moore et al.	D530,612 S	10/2006	Lohrman et al.
D468,213 S	1/2003	Moore et al.	D531,042 S	10/2006	Venkataraman et al.
D478,289 S	8/2003	Dean et al.	D537,726 S	3/2007	Elgebrant
D480,315 S	10/2003	Sadeghi et al.	D539,158 S	3/2007	Miller et al.
D480,644 S	10/2003	Druitt	D539,159 S	3/2007	Slat et al.
D481,635 S	11/2003	Lovelace, Jr. et al.	D539,658 S	4/2007	Slat
6,659,300 B2	12/2003	Wurster et al.	7,207,451 B2	4/2007	Taylor et al.
D486,739 S	2/2004	Taylor et al.	D542,656 S	5/2007	Szczesniak
D488,060 S	4/2004	Yourist	D542,668 S	5/2007	Arthur et al.
6,783,014 B2	8/2004	Luker	D542,669 S	5/2007	Arthur et al.
D502,106 S	2/2005	Roseberg	D544,364 S	6/2007	Archeny et al.
D508,408 S	8/2005	Roseberg	D547,665 S	7/2007	Lepoitevin
6,997,336 B2	2/2006	Yourist et al.	D548,092 S	8/2007	Klemm
D525,141 S	7/2006	Beard et al.	D551,080 S	9/2007	Pedmo et al.
D526,209 S	8/2006	Beard et al.	D552,477 S	10/2007	Hermel

\* cited by examiner

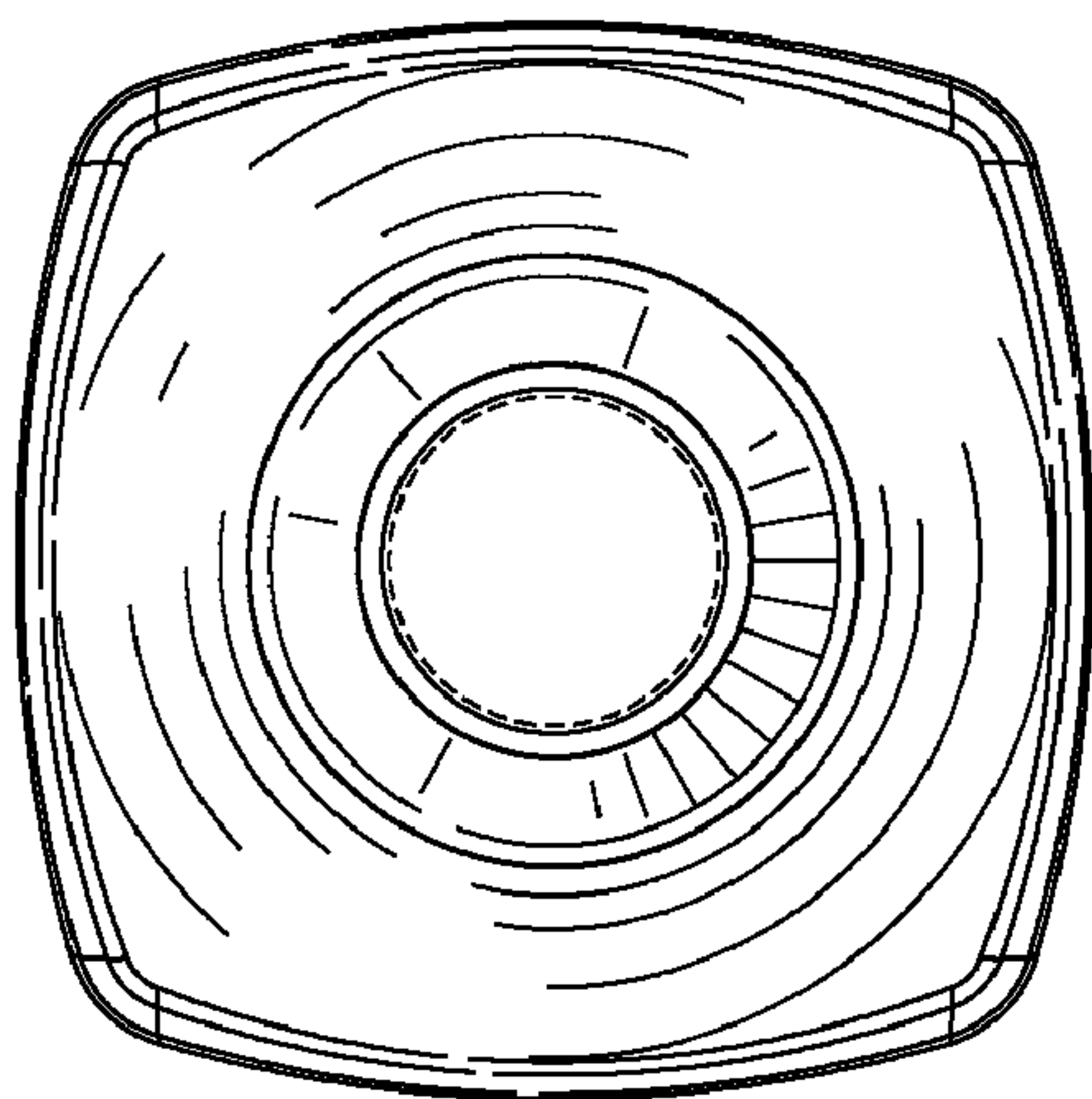
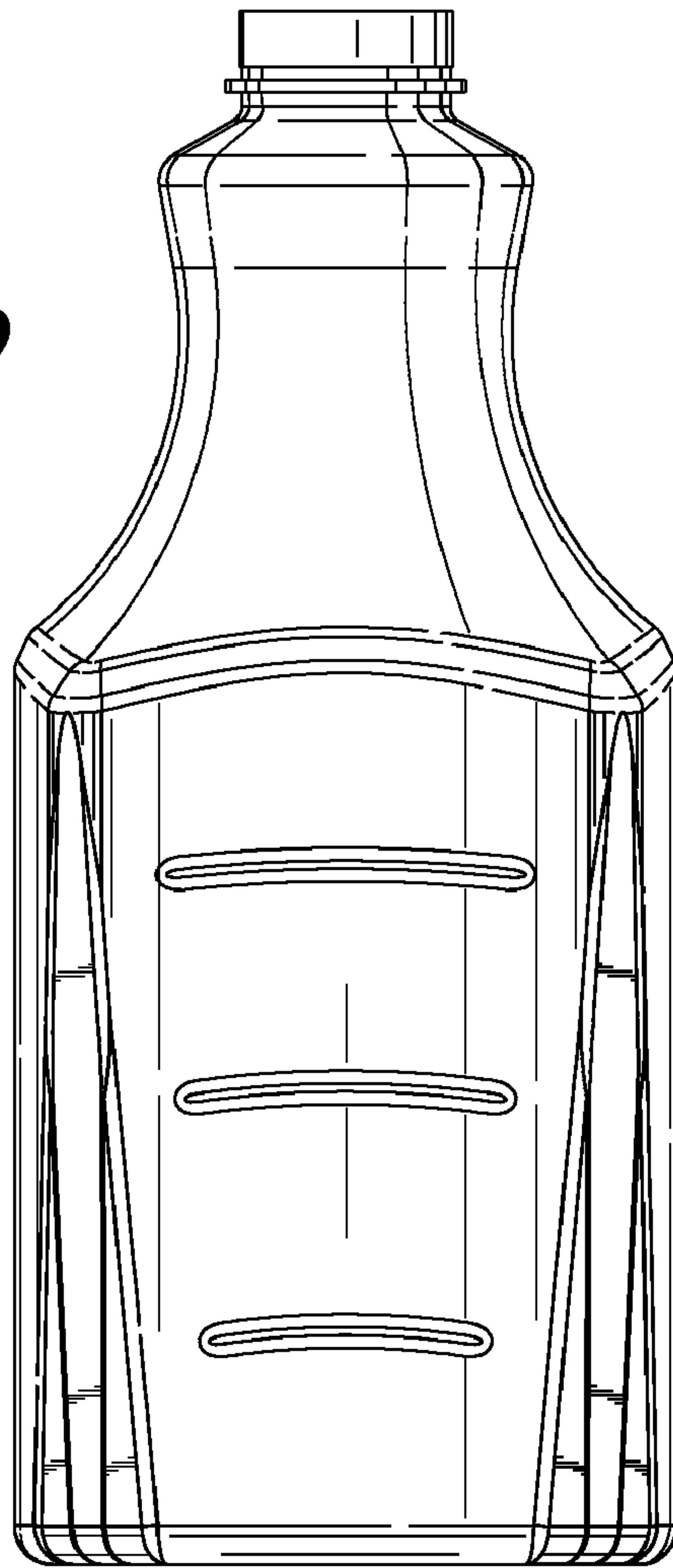


*FIG. 1*

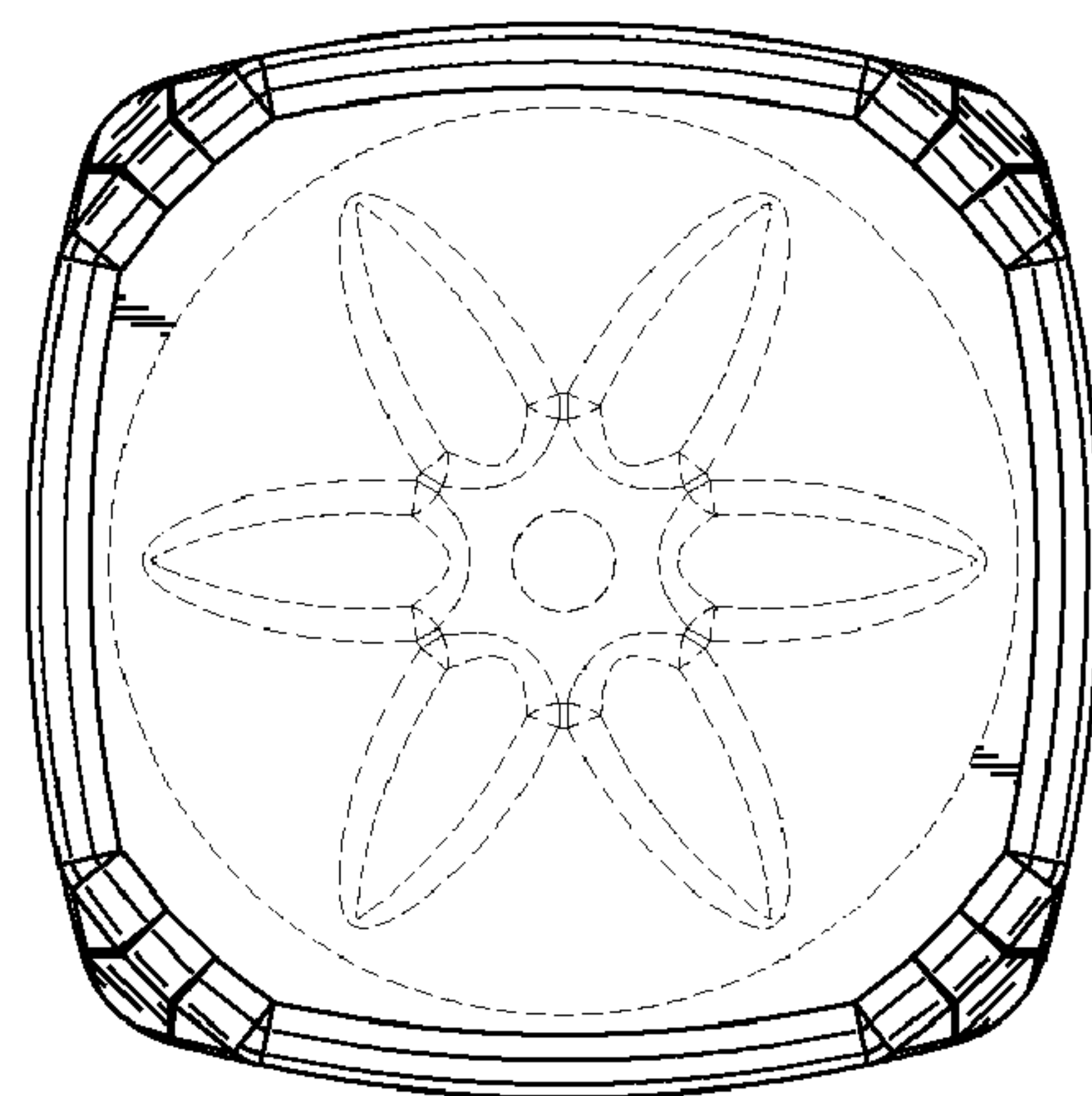


*FIG. 2*

*FIG. 3*

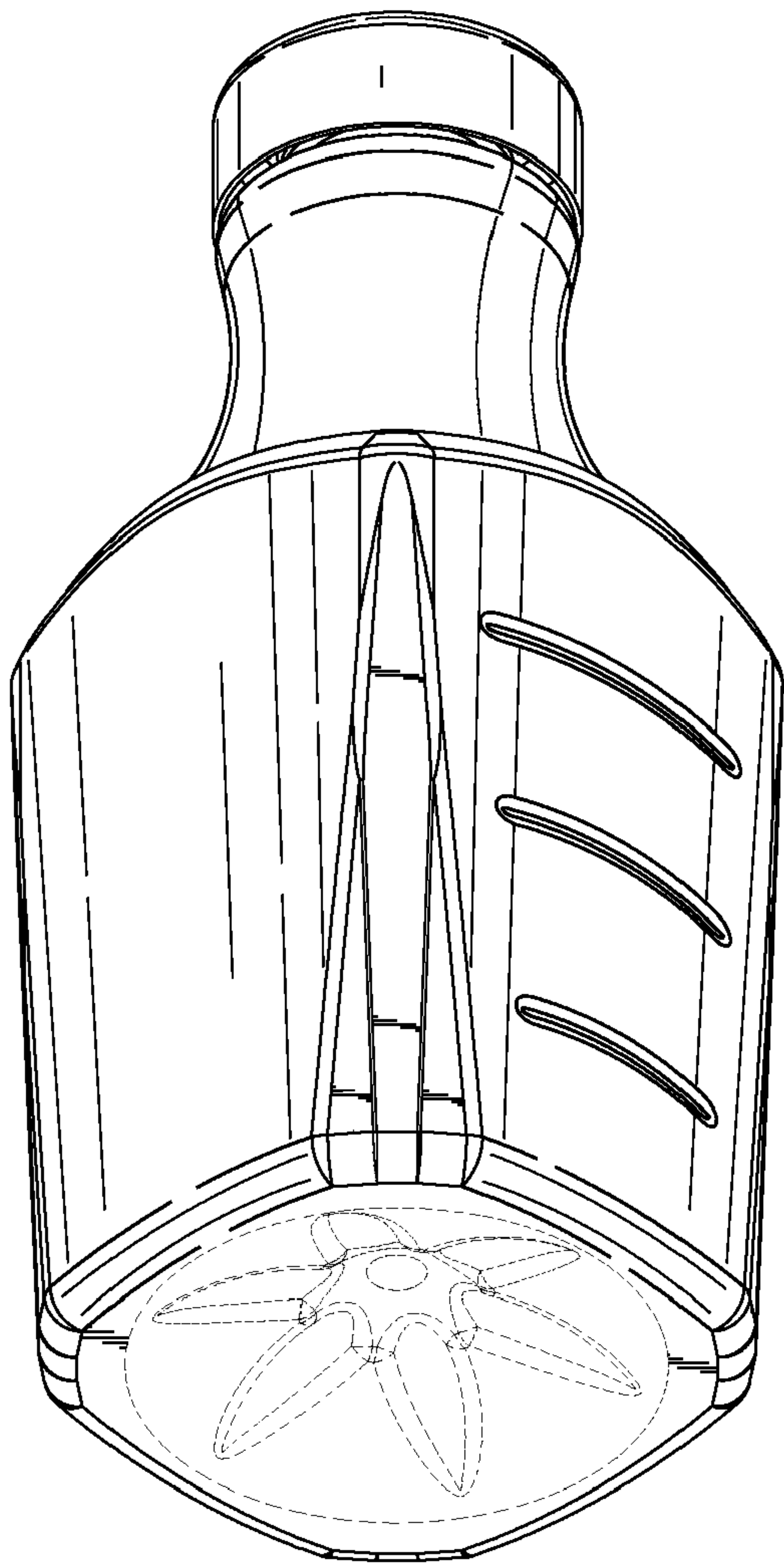


*FIG. 4*

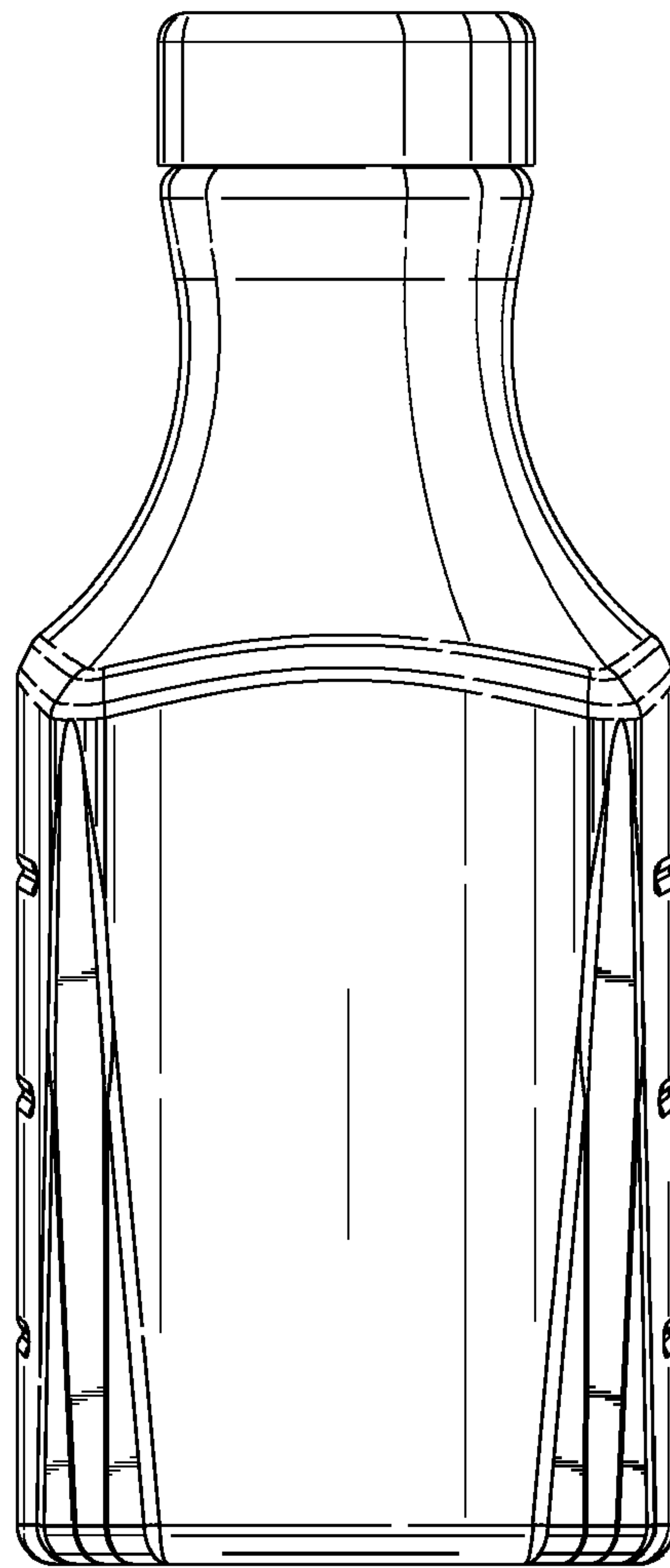


*FIG. 5*

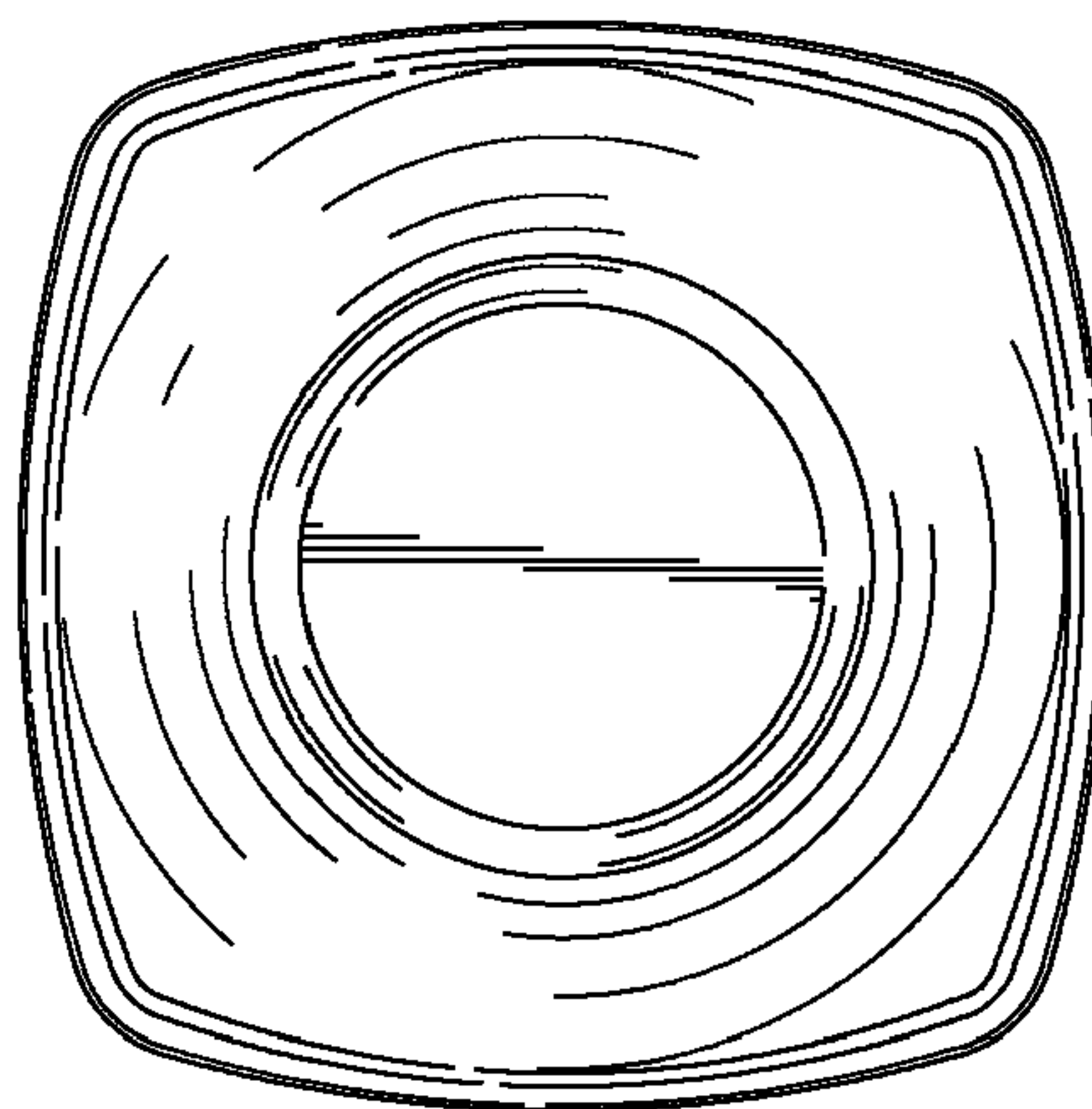




*FIG. 6*



*FIG. 7*



*FIG. 8*