



US00D578003S

(12) **United States Design Patent**
Shurtleff et al.

(10) **Patent No.:** **US D578,003 S**

(45) **Date of Patent:** **** Oct. 7, 2008**

(54) **BOTTLE AND CAP**

(75) Inventors: **Jill Marie Shurtleff**, Boston, MA (US);
Robert Hutton, IV, Providence, RI
(US); **Ayako Takase**, Providence, RI
(US)

(73) Assignee: **The Procter & Gamble Company**,
Cincinnati, OH (US)

(**) Term: **14 Years**

(21) Appl. No.: **29/267,869**

(22) Filed: **Oct. 24, 2006**

(51) **LOC (8) Cl.** **09-01**

(52) **U.S. Cl.** **D9/521; D9/543; D9/561;**
D9/529

(58) **Field of Classification Search** D9/500,
D9/503, 505, 516, 521–522, 529–530, 537,
D9/540, 543, 565, 571, 575, 446; 215/379–384;
220/660, 662, 669–673, 675; D24/224
See application file for complete search history.

(56) **References Cited**

U.S. PATENT DOCUMENTS

D328,246 S *	7/1992	Nottingham et al.	D9/520
D341,315 S *	11/1993	Seymour	D9/424
D343,360 S *	1/1994	Poo	D9/521
D353,329 S *	12/1994	Mangold	D9/521
D355,603 S *	2/1995	Braun	D9/521
D356,949 S *	4/1995	Mueller et al.	D9/440
D381,273 S *	7/1997	Fenton et al.	D9/552
D387,992 S *	12/1997	Kotoucek	D9/521
D439,165 S *	3/2001	Erckelbout et al.	D9/521

D486,398 S *	2/2004	Lovell et al.	D9/529
D487,400 S *	3/2004	Oates	D9/521
D488,382 S *	4/2004	Calello	D9/521
D517,426 S *	3/2006	Shurtleff et al.	D9/729
D540,685 S *	4/2007	Shurtleff et al.	D9/521
D542,660 S *	5/2007	Thomas et al.	D9/521
D544,358 S *	6/2007	Rhode et al.	D9/521
D549,102 S *	8/2007	Rhode et al.	D9/521

* cited by examiner

Primary Examiner—Ian Simmons

Assistant Examiner—Dana L Sipos

(74) *Attorney, Agent, or Firm*—Bridget Murray; S. Robert
Chuey; Brain M. Bolam

(57) **CLAIM**

The ornamental design for a bottle and cap, as shown and
described.

DESCRIPTION

FIG. 1 is a top, front, right side perspective view of a bottle
and cap showing our new design;

FIG. 2 is a front elevation view thereof;

FIG. 3 is a right side elevation view thereof;

FIG. 4 is a rear elevation view thereof;

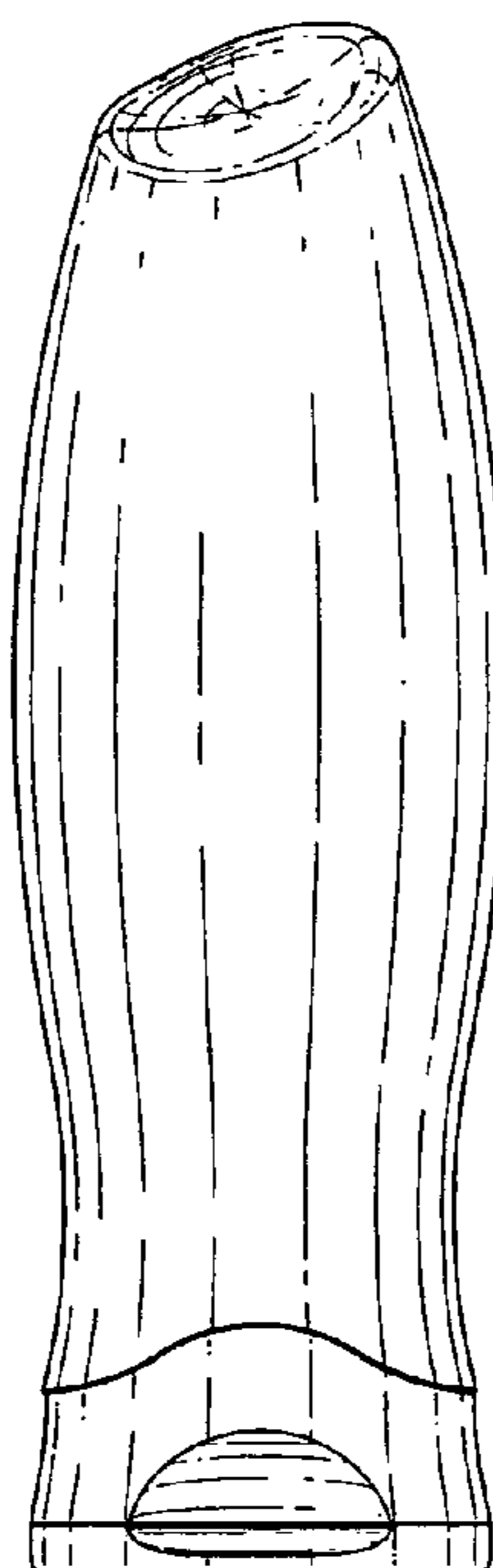
FIG. 5 is a left side elevation view thereof;

FIG. 6 is a bottom plan view thereof; and,

FIG. 7 is a top plan view thereof.

The broken lines shown are for illustrative purposes only and
form no part of the claimed design.

1 Claim, 1 Drawing Sheet



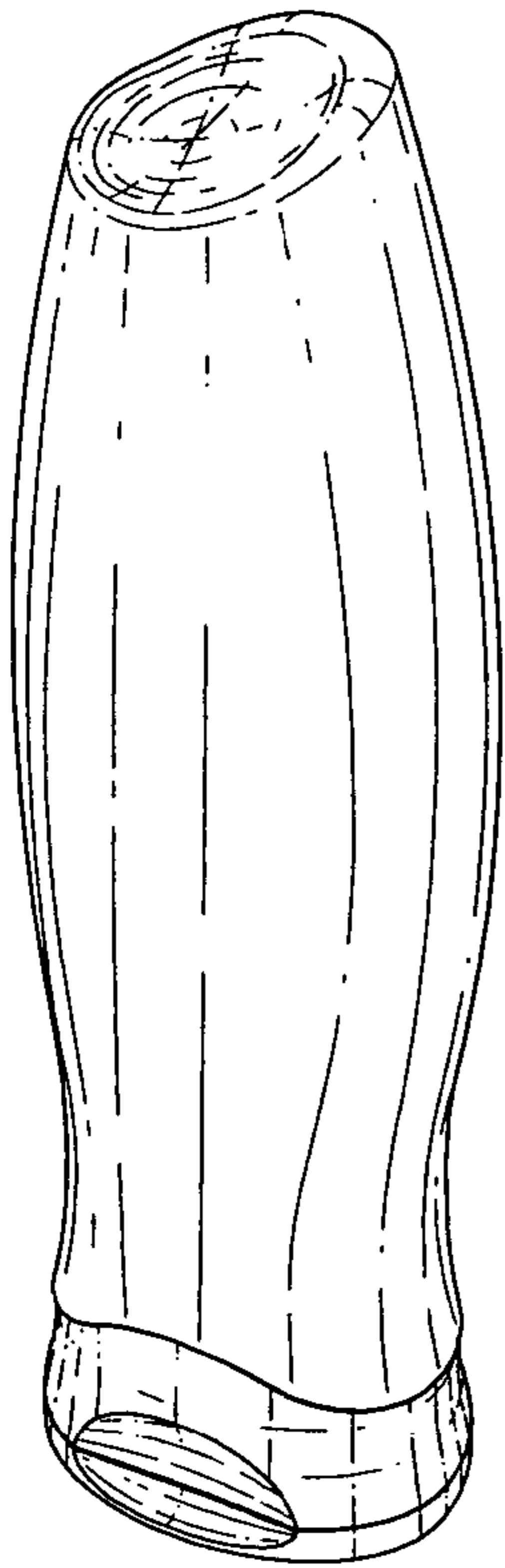


Fig. 1

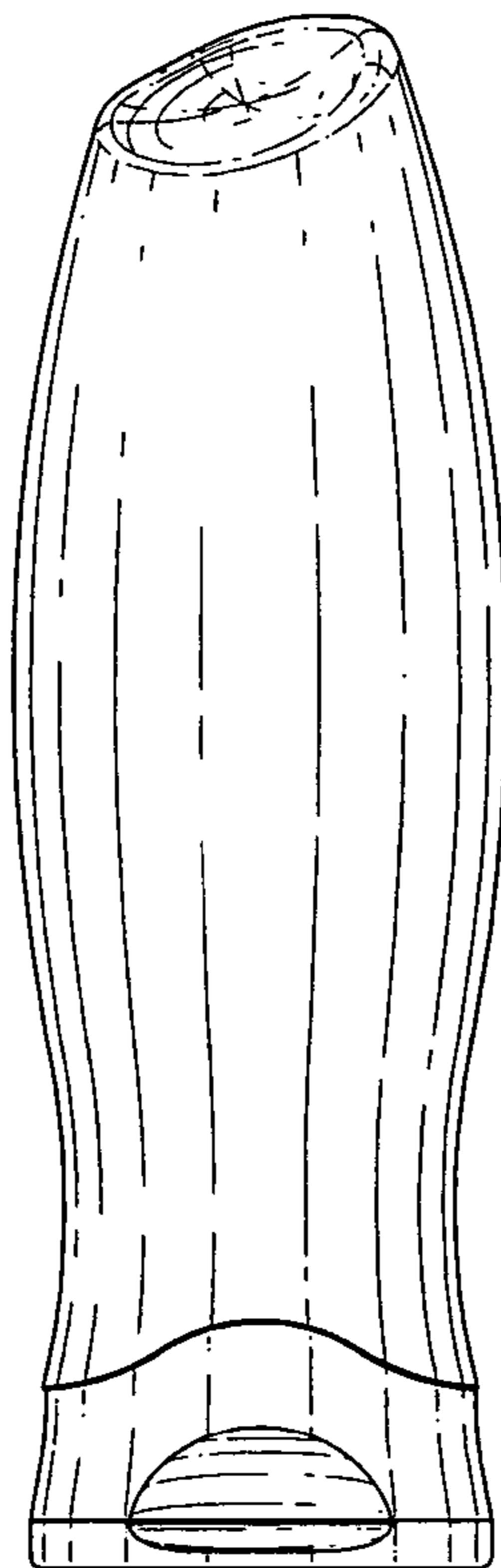


Fig. 2

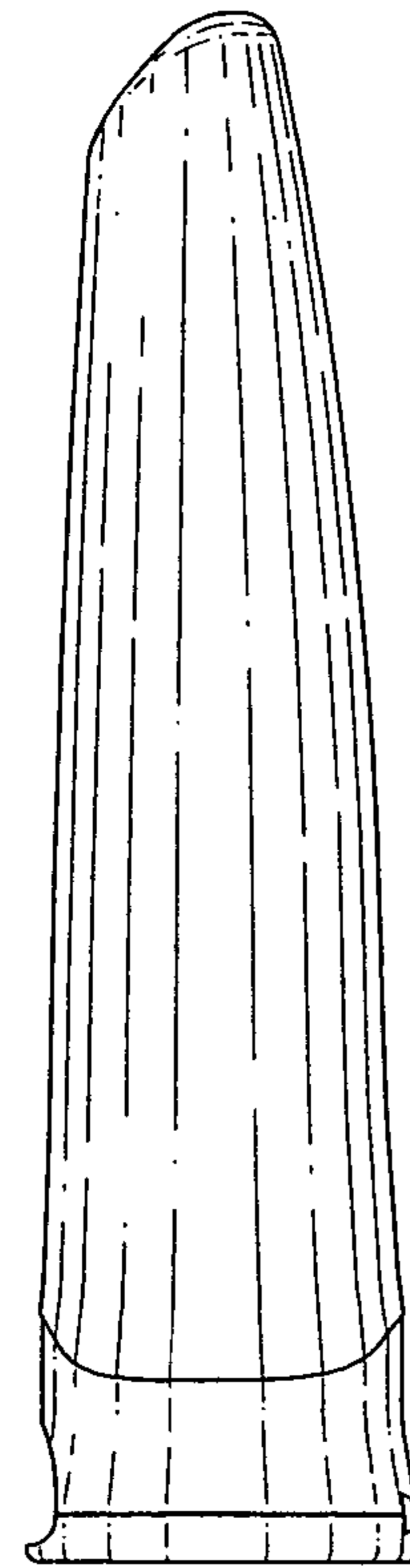


Fig. 3




Fig. 4

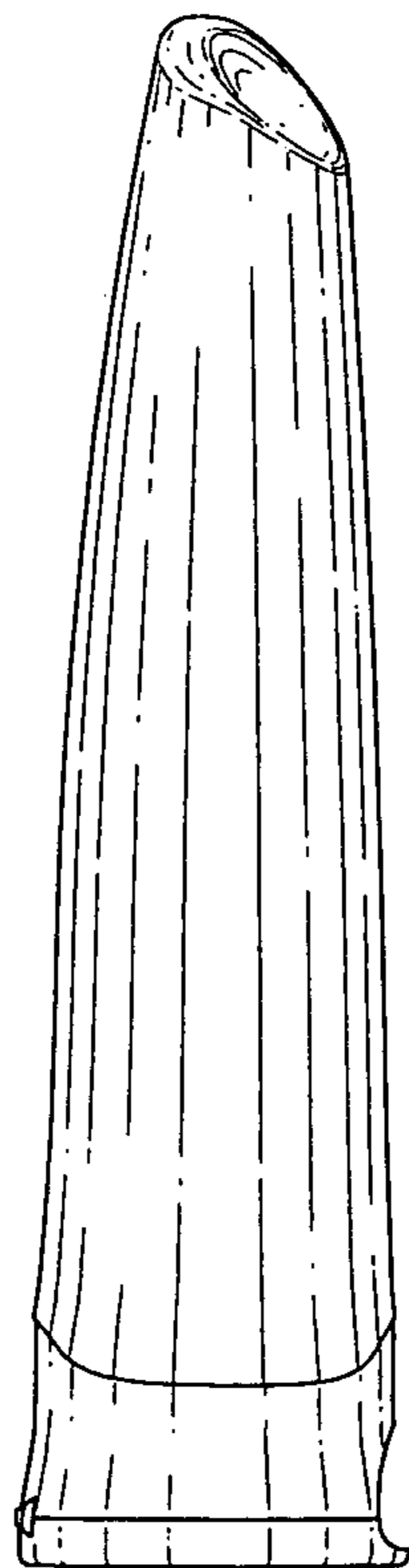


Fig. 5

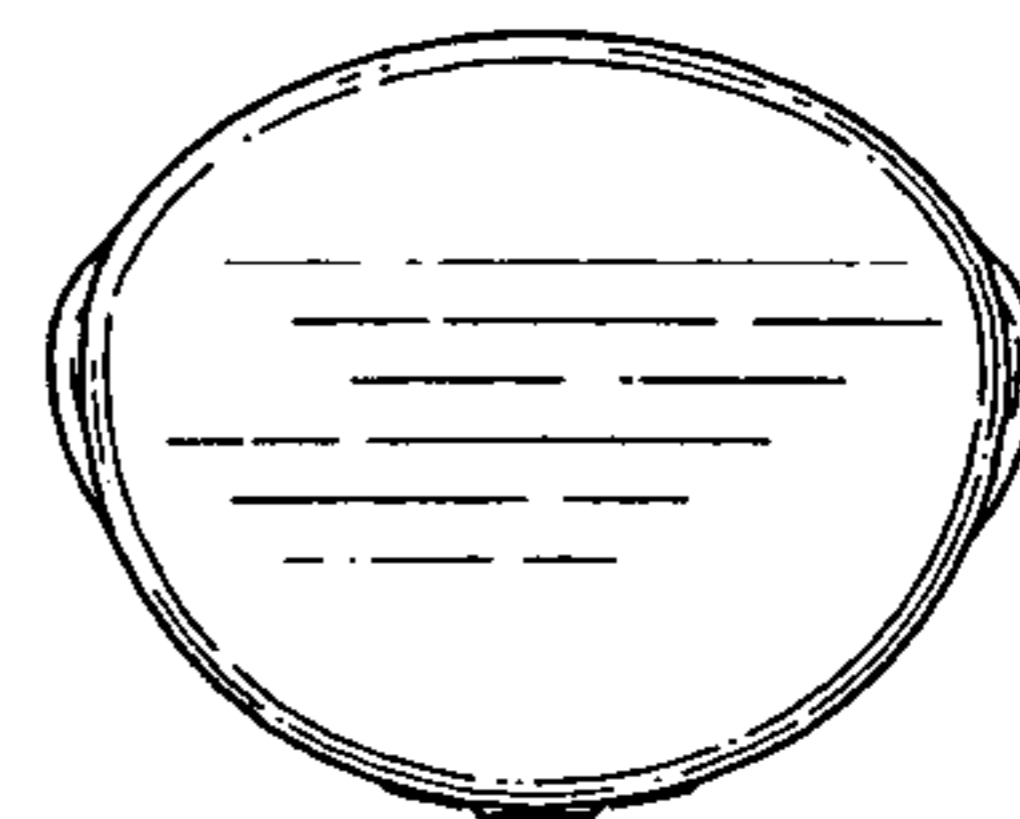


Fig. 6

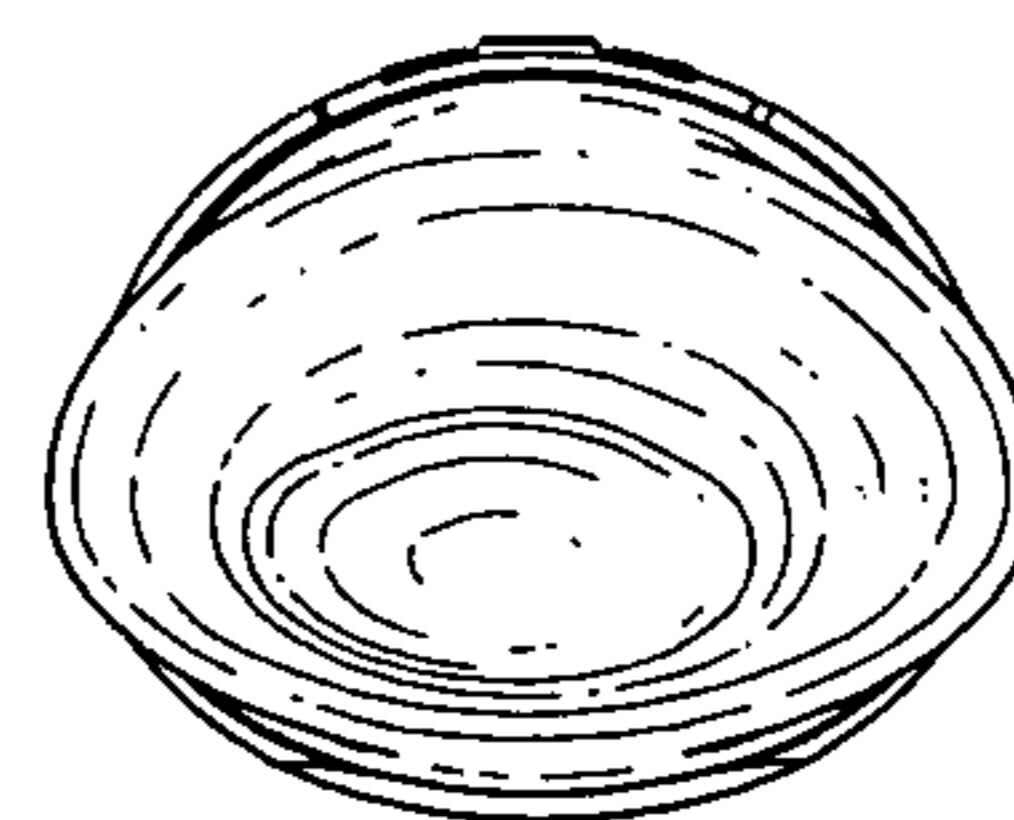


Fig. 7