



(12) **United States Design Patent**  
**Kidman**

(10) **Patent No.:** **US D577,985 S**  
(45) **Date of Patent:** **\*\* Oct. 7, 2008**

(54) **SWITCH COVER PLATE**

(75) Inventor: **Brent L. Kidman**, Spanish Fork, UT (US)

(73) Assignee: **Cheetah USA Corp.**, Sandy, UT (US)

(\*\*) Term: **14 Years**

(21) Appl. No.: **29/280,683**

(22) Filed: **Jun. 4, 2007**

**Related U.S. Application Data**

(63) Continuation-in-part of application No. 11/328,650, filed on Jan. 10, 2006, now Pat. No. 7,284,996, and a continuation-in-part of application No. 11/542,746, filed on Oct. 4, 2006, which is a continuation of application No. 10/435,716, filed on May 8, 2003, now Pat. No. 7,118,413, which is a continuation of application No. 09/974,306, filed on Oct. 10, 2001, now Pat. No. 6,609,927.

(51) **LOC (8) Cl.** ..... **11-05**

(52) **U.S. Cl.** ..... **D8/353**

(58) **Field of Classification Search** ..... D8/350-353;  
D13/156, 177, 152, 154, 158, 173, 169, 171,  
D13/139.1-139.8, 146, 147; D14/159; D25/60;  
292/357; 248/27.3; 174/66, 67, 55, 58, 535;  
200/303; 220/241, 3.92, 3.5-3.8, 242; 439/536,  
439/535, 892

See application file for complete search history.

(56) **References Cited**

**U.S. PATENT DOCUMENTS**

2,740,873	A	4/1956	Cronk	
4,340,795	A *	7/1982	Arthur	200/295
4,355,198	A *	10/1982	Gartland, Jr.	174/66
4,500,746	A	2/1985	Meehan	
4,631,354	A *	12/1986	Boteler	174/66
4,733,330	A *	3/1988	Tanaka et al.	361/641
4,833,277	A *	5/1989	Jacoby et al.	174/66
4,835,343	A *	5/1989	Graef et al.	174/66
5,041,698	A *	8/1991	Takagi et al.	174/66

5,073,681	A *	12/1991	Hubben et al.	174/66
D327,212	S *	6/1992	Hubben et al.	D8/353
5,180,886	A	1/1993	Dierenbach et al.	
D336,744	S *	6/1993	Kahn et al.	D13/171
D346,949	S *	5/1994	Comerci et al.	D8/353
5,375,728	A *	12/1994	West	220/3.8
5,594,208	A *	1/1997	Cancellieri et al.	174/58
5,723,817	A	3/1998	Arenas et al.	
5,835,980	A *	11/1998	Houssian	174/67
5,863,016	A *	1/1999	Makwinski et al.	248/27.1
5,895,888	A *	4/1999	Arenas et al.	174/66
6,005,308	A	12/1999	Bryde et al.	
6,023,021	A *	2/2000	Matthews et al.	174/66
6,218,617	B1 *	4/2001	Estanislao et al.	174/66

(Continued)

**OTHER PUBLICATIONS**

Pass & Seymour Legrand "Switches" Pass & Seymour catalog, no date, pp. A-1—A-23.

(Continued)

*Primary Examiner*—Stella M. Reid

*Assistant Examiner*—Mark A Goodwin

(74) *Attorney, Agent, or Firm*—Pate Pierce & Baird

(57) **CLAIM**

The ornamental design for a switch cover plate, as shown and described.

**DESCRIPTION**

FIG. 1 is a left side elevation view of an switch cover plate showing my new design;

FIG. 2 is a rear elevation view thereof;

FIG. 3 is a right side elevation view thereof;

FIG. 4 is a top plan view thereof;

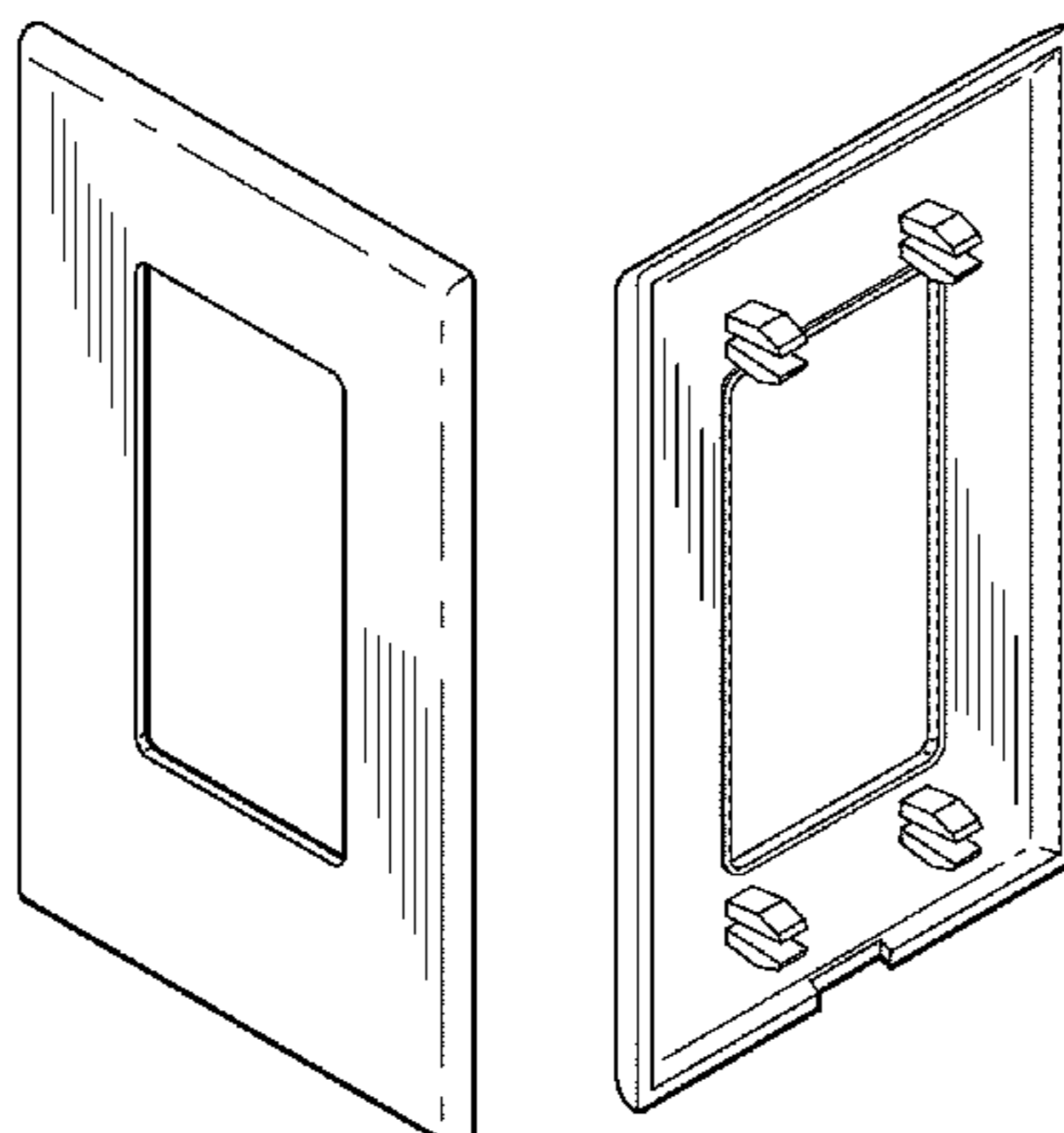
FIG. 5 is a front elevation view thereof;

FIG. 6 is a bottom plan view thereof;

FIG. 7 is a front perspective view hereof; and,

FIG. 8 is a rear perspective view thereof.

**1 Claim, 1 Drawing Sheet**



# US D577,985 S

Page 2

## U.S. PATENT DOCUMENTS

6,355,885 B1 \* 3/2002 Rintz et al. .... 174/66  
D484,392 S \* 12/2003 Mayo et al. .... D8/353  
6,943,297 B2 \* 9/2005 Capella ..... 174/66  
7,071,414 B2 \* 7/2006 Kim ..... 174/66  
7,075,009 B1 \* 7/2006 Rohmer ..... 174/66  
7,102,081 B2 \* 9/2006 Xu et al. .... 174/66  
7,122,740 B2 \* 10/2006 Xu et al. .... 174/66  
7,279,636 B2 \* 10/2007 Oddsen et al. .... 174/66  
7,284,996 B2 \* 10/2007 Kidman ..... 439/136  
7,318,732 B2 \* 1/2008 Kidman ..... 439/136  
2003/0079898 A1 \* 5/2003 Kidman ..... 174/66

2003/0226681 A1 \* 12/2003 Lindenstrauss et al. .... 174/66  
2003/0226682 A1 \* 12/2003 Tufano et al. .... 174/66  
2003/0226683 A1 \* 12/2003 Tufano et al. .... 174/66  
2006/0086525 A1 \* 4/2006 Xu et al. .... 174/66

## OTHER PUBLICATIONS

Pass & Seymour Legrand "Straight Blade Devices" Pass & Seymour catalog, no date, pp. B-1—B-49.

Pass & Seymour Legrand "Wall Plates & Specialties" Pass & Seymour catalog, no date, pp. S-1—S-57.

\* cited by examiner



FIG. 1

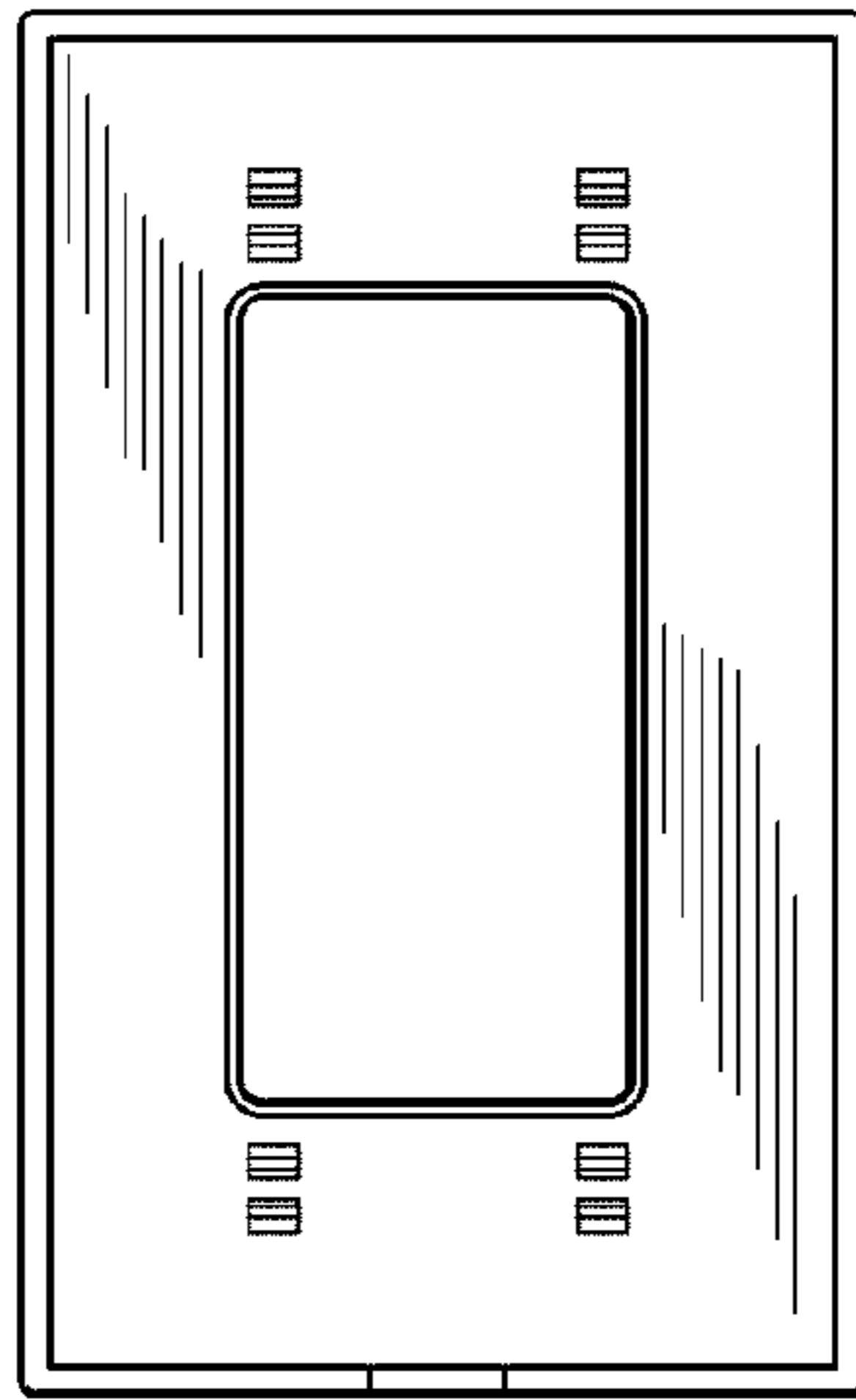


FIG. 2

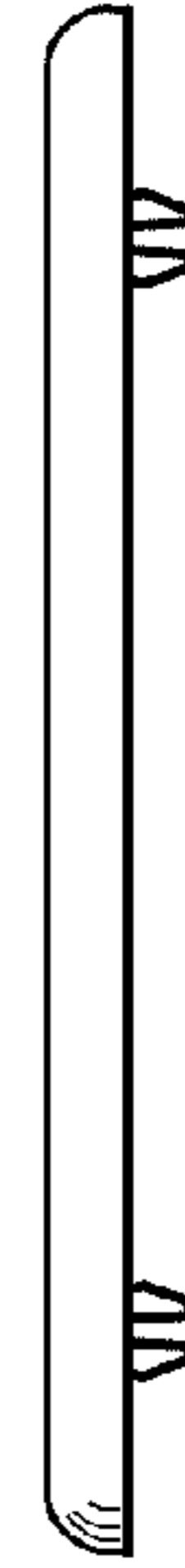


FIG. 3




FIG. 4

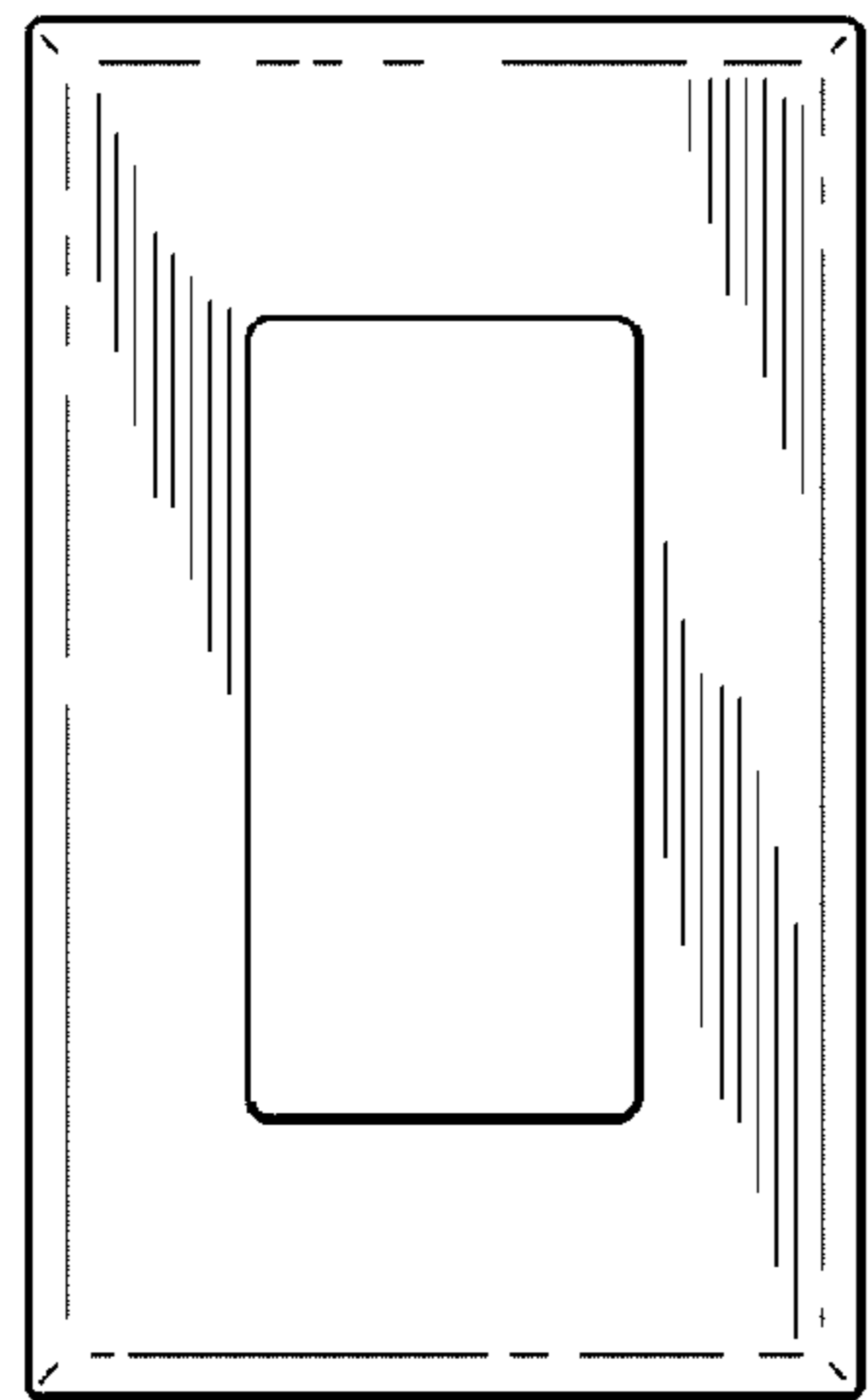


FIG. 5

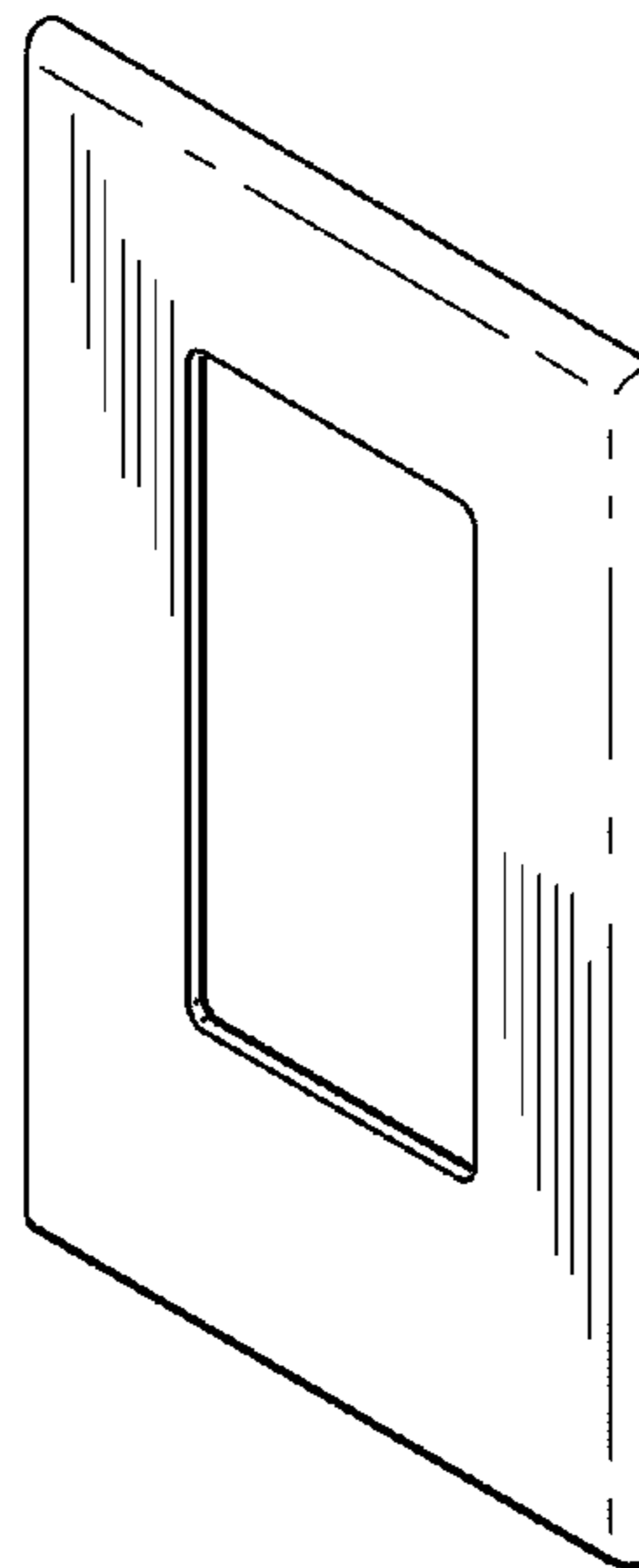


FIG. 7

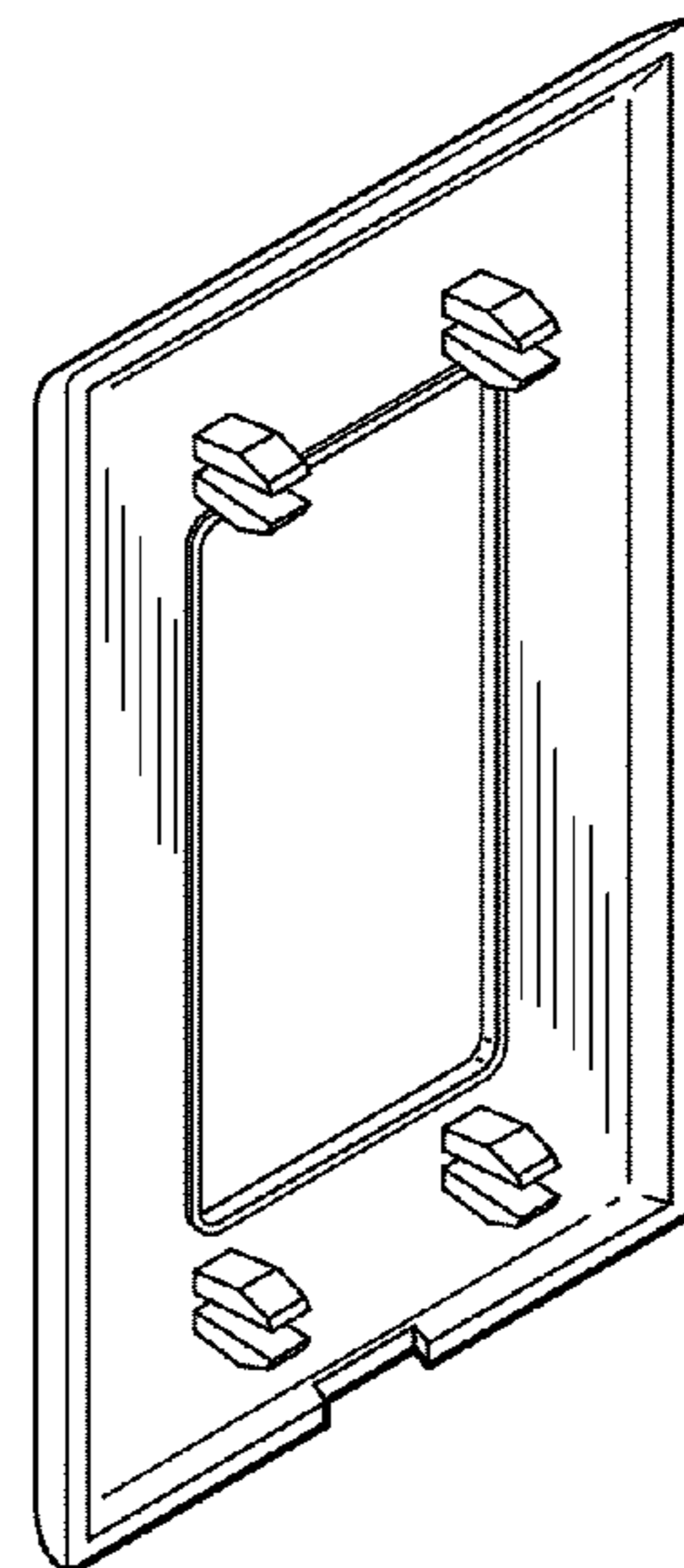


FIG. 8

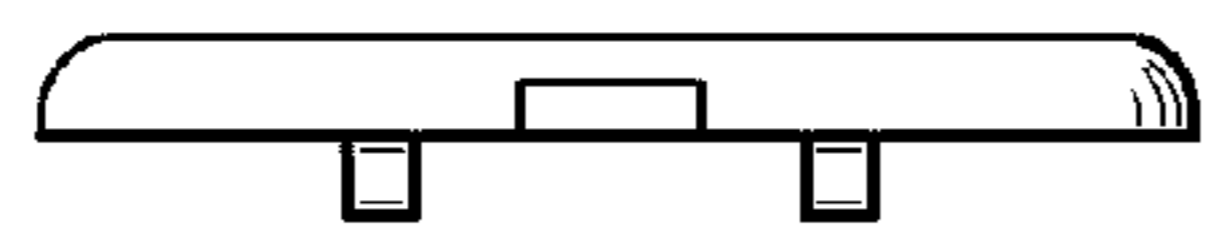


FIG. 6