



US00D577960S

(12) **United States Design Patent**
Ersan

(10) **Patent No.:** **US D577,960 S**
(45) **Date of Patent:** **** Oct. 7, 2008**

(54) **FOOD SERVING COMBINATION**
(75) Inventor: **Ali Ersan**, Southbank (AU)
(73) Assignee: **Bellett Leasing Pty Ltd** (AU)
(**) Term: **14 Years**

6,307,193 B1 10/2001 Toole
6,325,236 B1 12/2001 Wong
6,357,620 B1 3/2002 Hakim
D460,664 S * 7/2002 King et al. D7/612
6,508,379 B1 1/2003 Van De Pol-Klein
Nagelvoort et al.
D482,276 S * 11/2003 Wang D9/424

(Continued)

(21) Appl. No.: **29/263,527**
(22) Filed: **Jul. 25, 2006**

FOREIGN PATENT DOCUMENTS

(30) **Foreign Application Priority Data**
Feb. 13, 2006 (AU) 10520/06
(51) **LOC (8) Cl.** **07-01**
(52) **U.S. Cl.** **D7/541; D7/538**
(58) **Field of Classification Search** D7/500,
D7/505, 538, 541, 540, 549, 553.1, 553.6,
D7/555, 554.2, 558, 557, 601, 602, 629, 701,
D7/707, 590, 612; D9/428, 717, 737, 761,
D9/424; 220/212, 528, 560, 575; 229/573.4;
62/371

EP 0634922 6/1998
EP 1112710 7/2001
GB 2169210 7/1986
GB 2213689 8/1989
GB 2266045 10/1993
GB 2304545 A 3/1997
GB 2304545 B 3/1997
GB 2311061 9/1997

(Continued)

Primary Examiner—Gary D. Watson
Assistant Examiner—Cynthia Underwood
(74) *Attorney, Agent, or Firm*—Saidman DesignLaw Group

See application file for complete search history.

(57) **CLAIM**

The ornamental design for “food serving combination,” as shown and described.

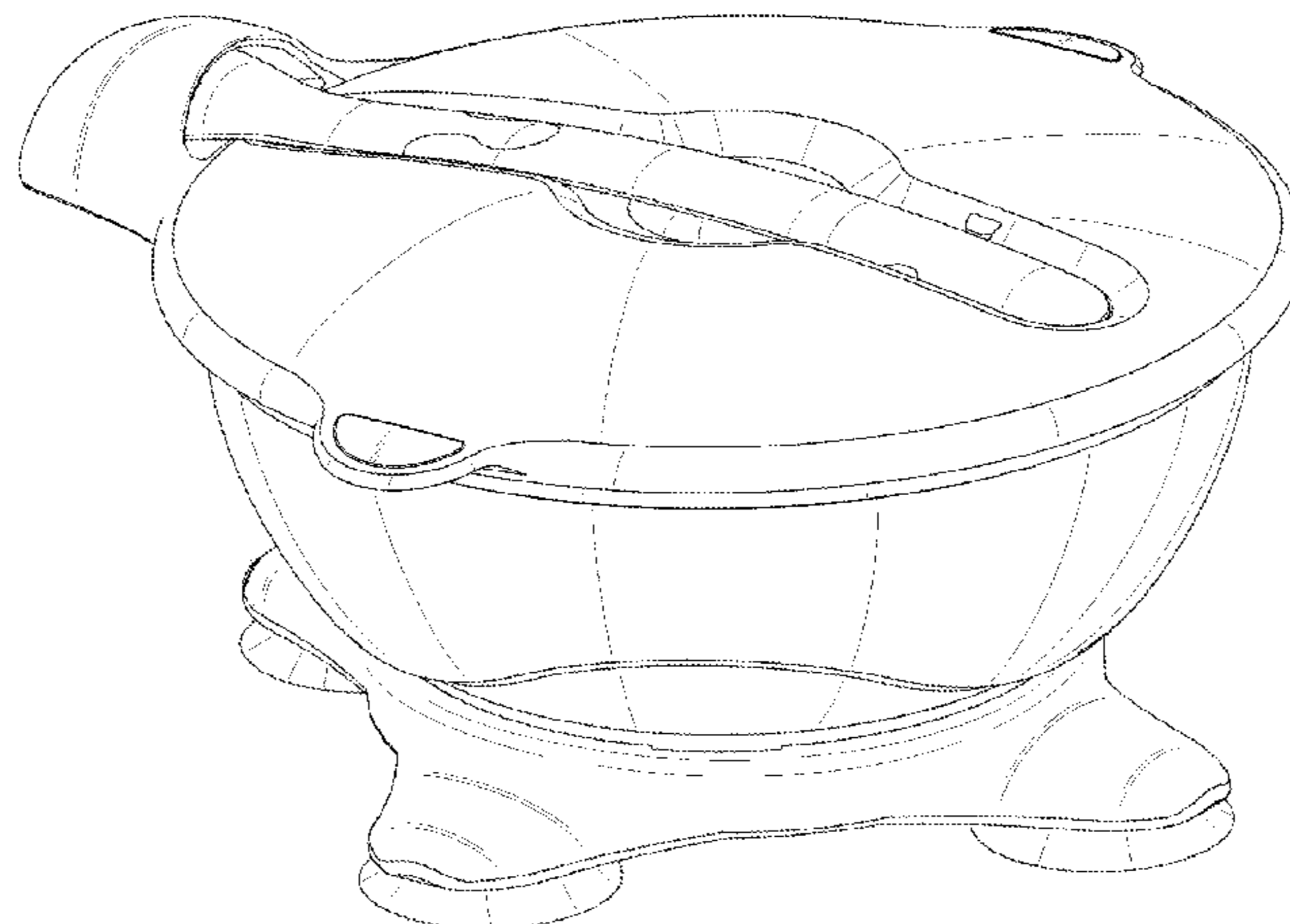
(56) **References Cited**
U.S. PATENT DOCUMENTS

DESCRIPTION

261,811 A * 7/1882 Coues 220/575
D41,766 S * 9/1911 Bender D7/557
4,351,164 A * 9/1982 Christiani 62/315
4,409,454 A 10/1983 Beauvais et al.
4,797,523 A 1/1989 Kohnen
5,126,520 A 6/1992 Nottingham et al.
5,345,784 A * 9/1994 Bazemore et al. 62/371
5,363,978 A 11/1994 Molo
5,676,244 A * 10/1997 Green et al. 206/221
5,890,621 A 4/1999 Bachman et al.
6,050,445 A 4/2000 Manganiello
6,102,245 A 8/2000 Haberman
6,116,457 A 9/2000 Haberman
6,202,877 B1 3/2001 La Torre et al.
6,305,570 B1 10/2001 Atkin et al.

FIG. 1 is a perspective view of the food serving combination;
FIG. 2 is an exploded view;
FIG. 3 is a rear elevation view of the food serving combination;
FIG. 4 is a front elevation view of the food serving combination;
FIG. 5 is a side elevation view of the food serving combination; and,
FIG. 6 is a top view of the food serving combination.

1 Claim, 5 Drawing Sheets



US D577,960 S

Page 2

U.S. PATENT DOCUMENTS

D495,559 S * 9/2004 Vidal D7/538
6,877,626 B2 4/2005 Sherrod
D515,874 S * 2/2006 Aalberts D7/590
D547,124 S * 7/2007 Peretz D7/538
D551,091 S * 9/2007 Shahsavarani D9/761
2001/0035420 A1 11/2001 Fusco et al.
2002/0033399 A1 3/2002 Manganiello et al.
2003/0116573 A1 6/2003 Clark et al.
2003/0218015 A1 11/2003 Randolph et al.
2004/0035815 A1 2/2004 Webb et al.
2004/0045922 A1 3/2004 Holley, Jr.
2004/0094548 A1 * 5/2004 Laveault 220/212
2004/0094552 A1 5/2004 Featherston et al.
2004/0118858 A1 6/2004 Wu
2004/0169045 A1 9/2004 Giraud
2004/0217187 A1 11/2004 Renz et al.

2004/0222230 A1 11/2004 Samson et al.

FOREIGN PATENT DOCUMENTS

GB 2314497 1/1998
GB 2393713 4/2004
GB 2401858 11/2004
GB 2414470 11/2005
JP 11-070044 3/1999
JP 11-245972 9/1999
JP 20312639 11/2000
JP 22028062 1/2002
WO WO 93/19718 10/1993
WO WO 97/08979 3/1997
WO WO 00/10434 3/2000
WO WO 01/97663 12/2001
WO WO 2004/089169 10/2004

* cited by examiner

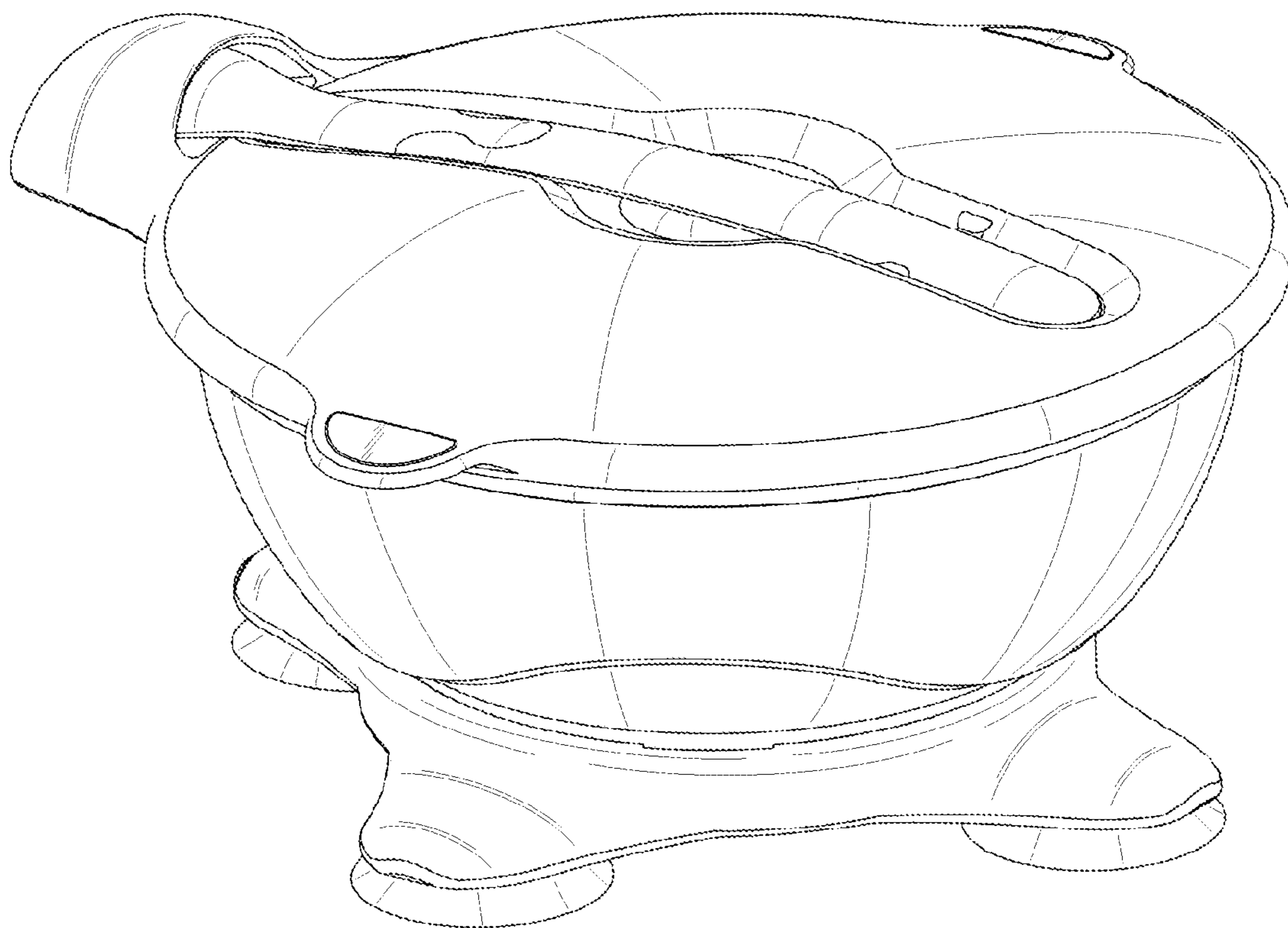


Fig. 1

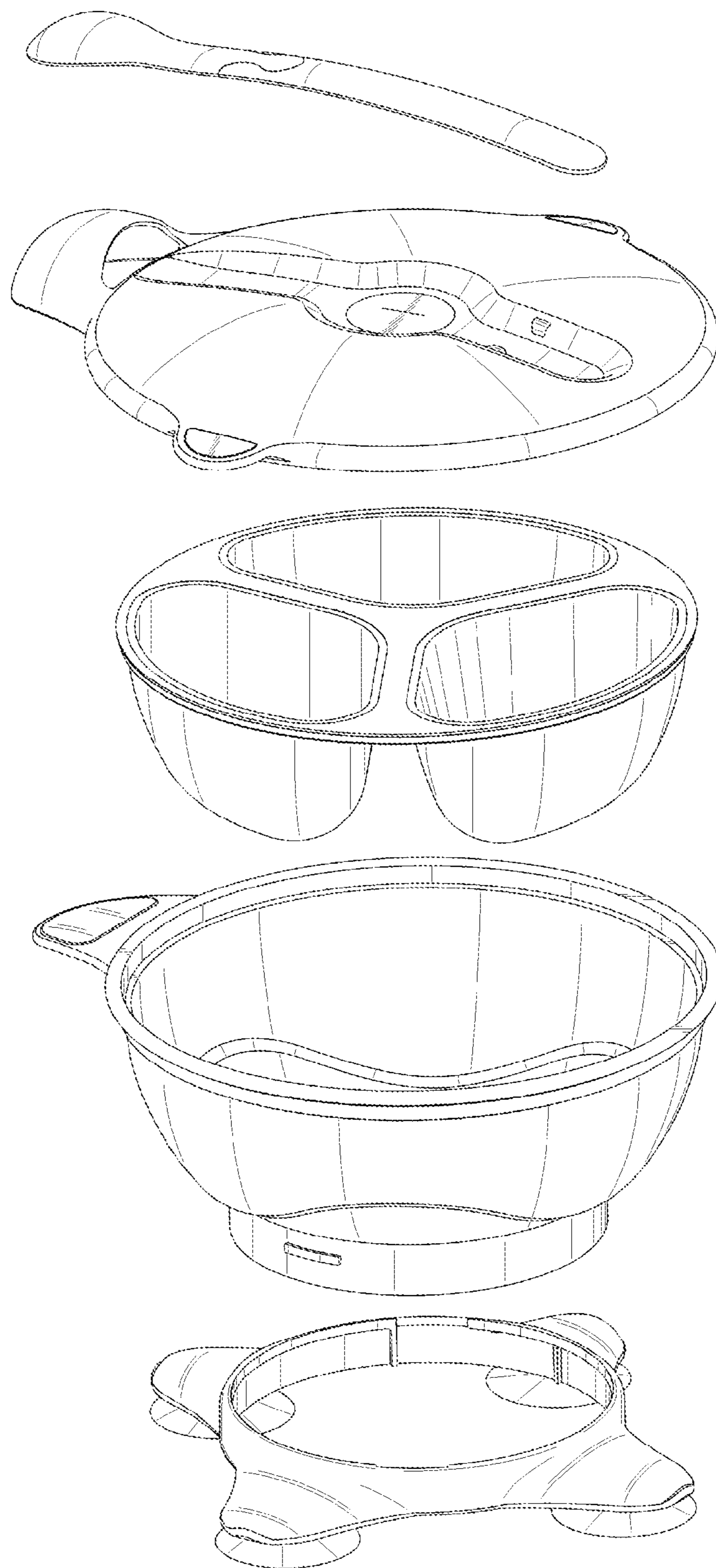


Fig. 2

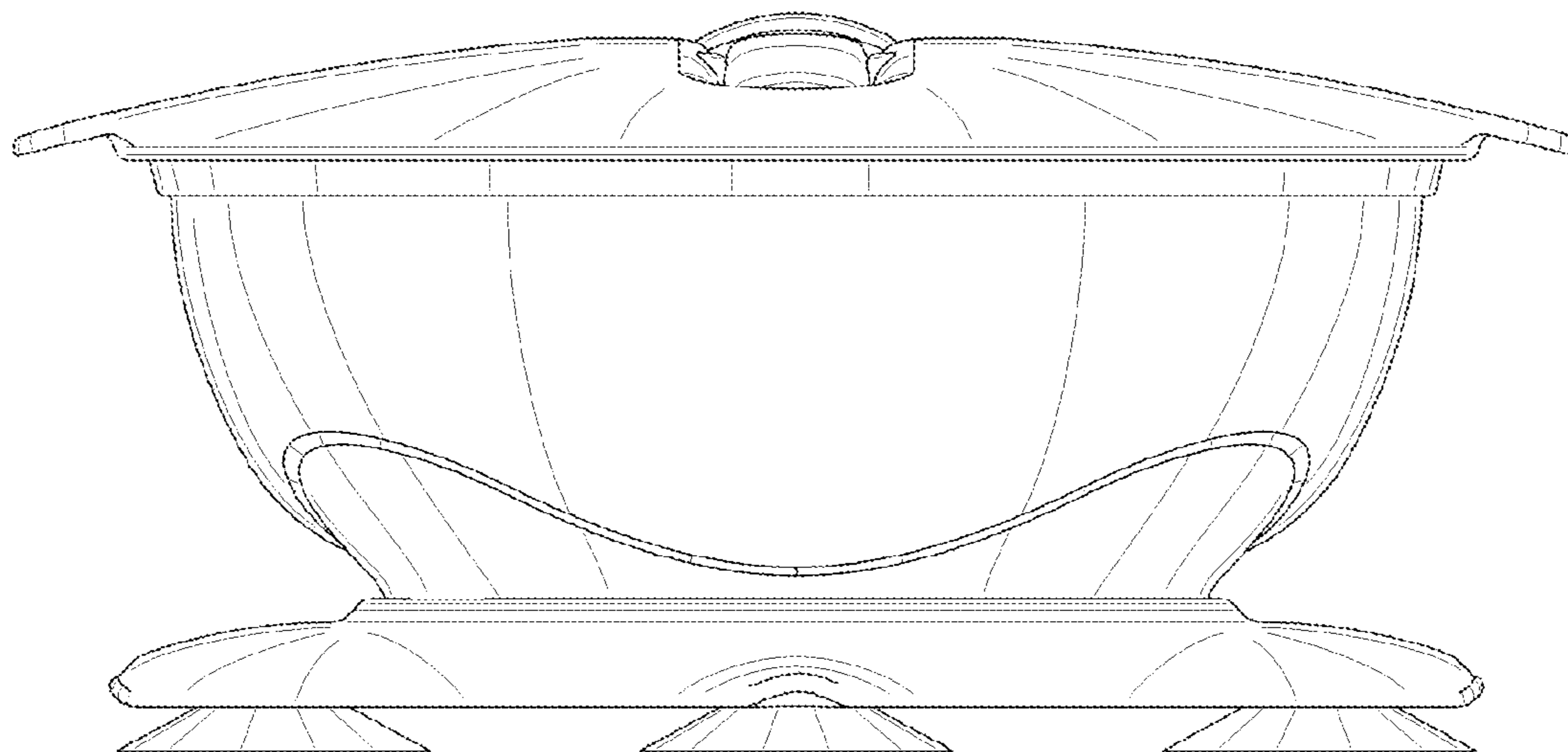


Fig. 3

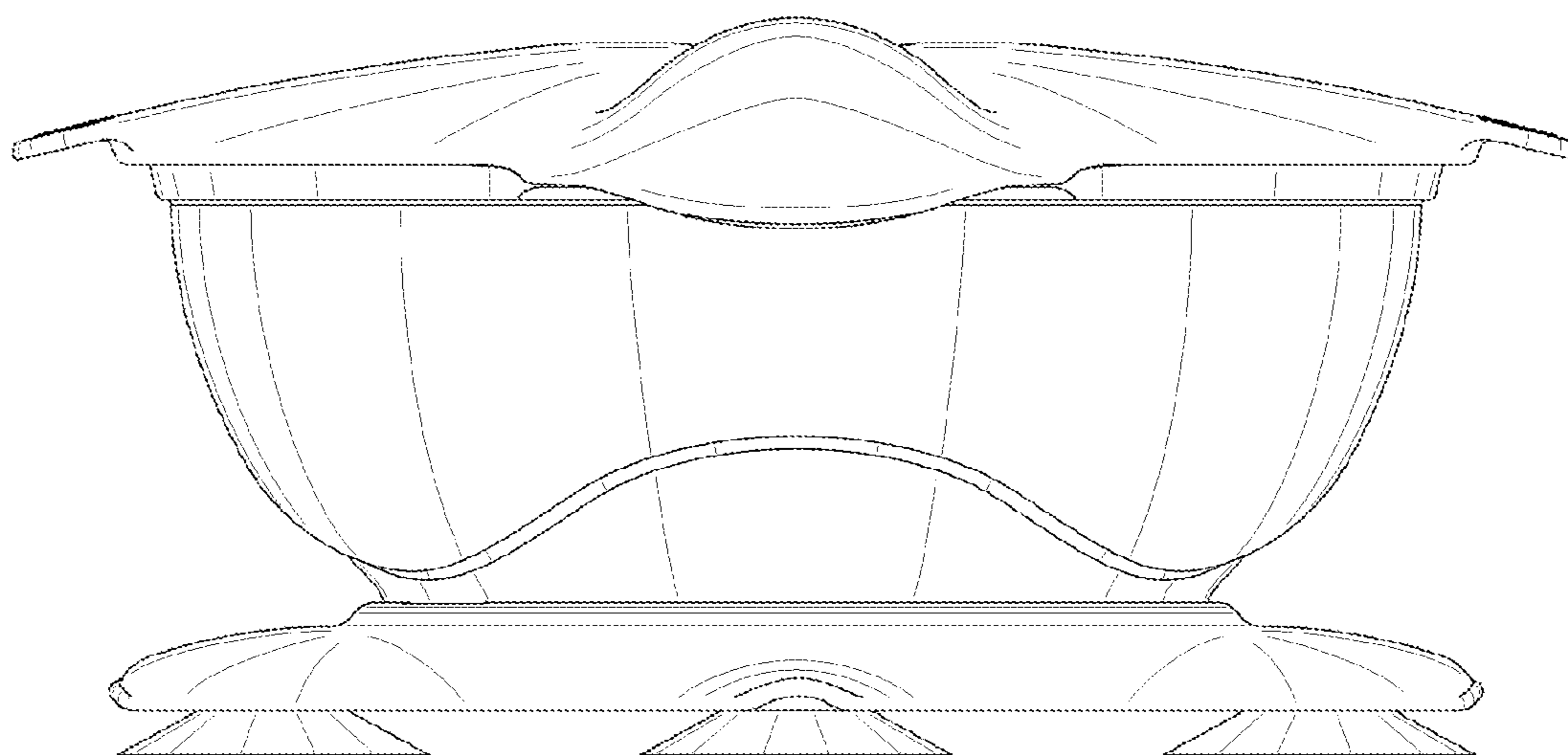


Fig. 4

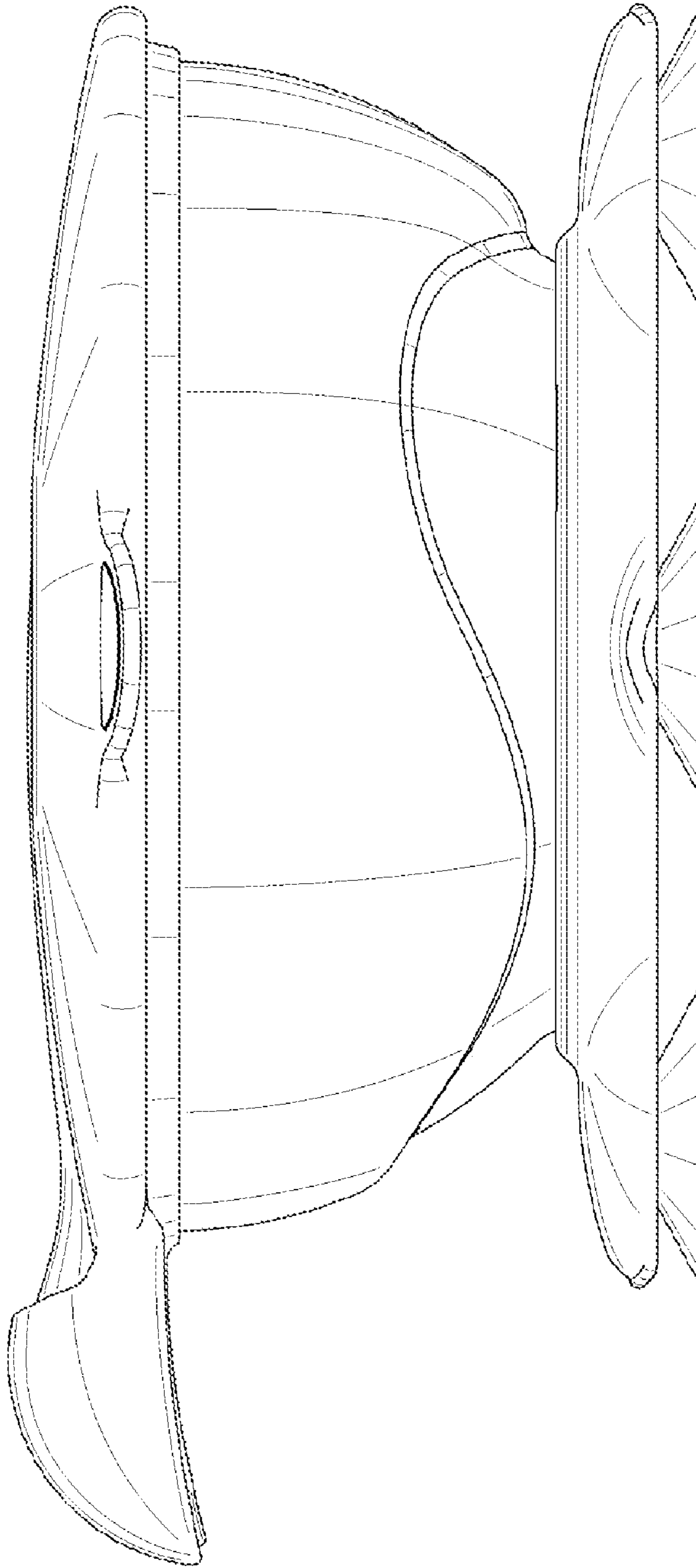


Fig. 5

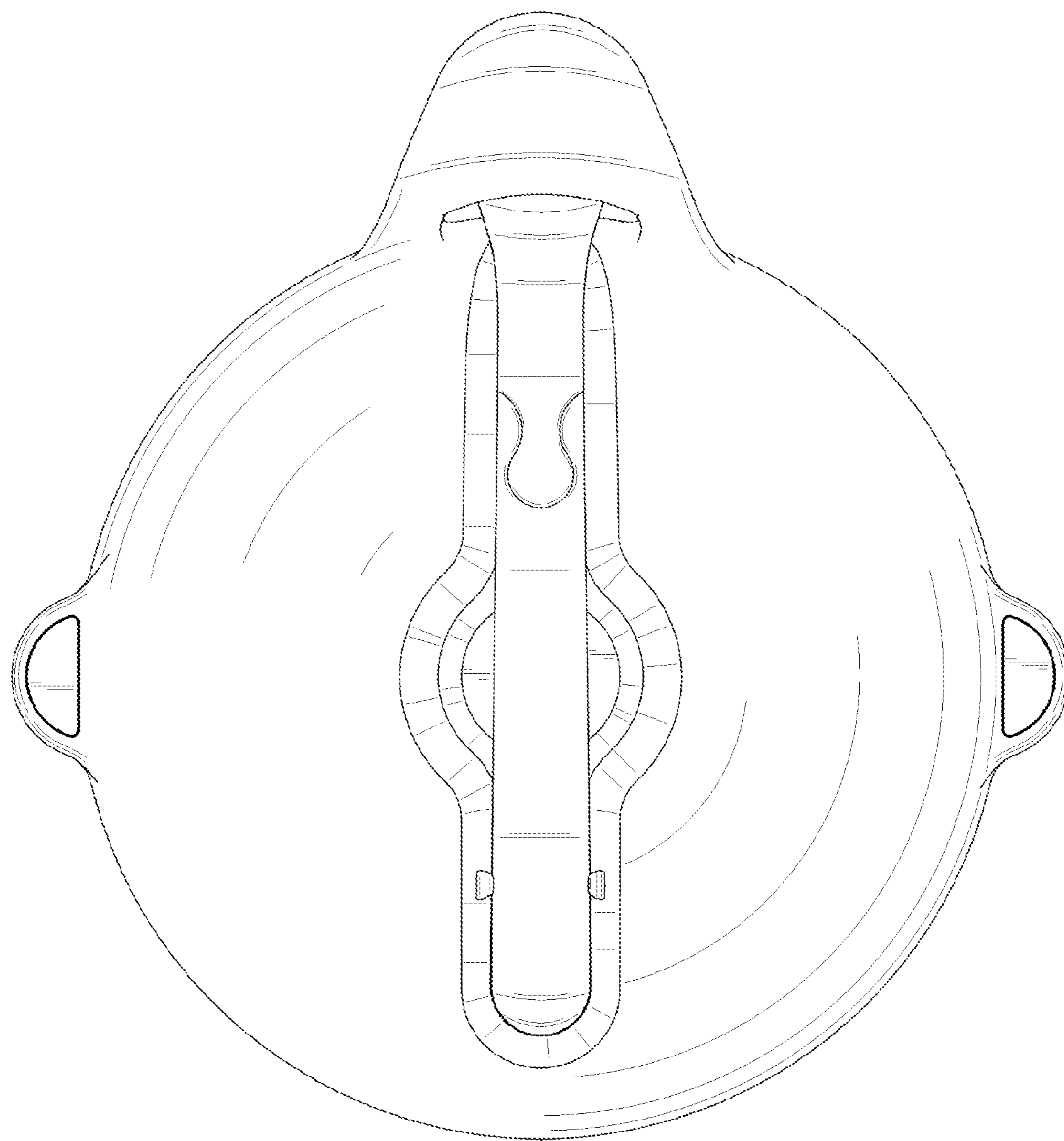


Fig. 6