



US00D577957S

(12) **United States Design Patent**
Baacke et al.

(10) **Patent No.:** **US D577,957 S**
(45) **Date of Patent:** **** Oct. 7, 2008**

(54) **COOKING APPLIANCE DOOR**

(75) Inventors: **Sven Baacke**, Munich (DE);
Hermann-Reinhard Segers, Munich
(DE)

(73) Assignee: **BSH Bosch und Siemens Hausgeraete
GmbH**, Munich (DE)

(**) Term: **14 Years**

(21) Appl. No.: **29/272,996**

(22) Filed: **Feb. 23, 2007**

(30) **Foreign Application Priority Data**

Nov. 30, 2006 (EM) 000640396

(51) **LOC (8) Cl.** **07-02**

(52) **U.S. Cl.** **D7/405**

(58) **Field of Classification Search** D7/339-341,
D7/346-349, 402, 405, 406; 126/21 A, 39 B,
126/21 R, 273 A; 219/391-394
See application file for complete search history.

(56) **References Cited**

U.S. PATENT DOCUMENTS

3,924,601	A *	12/1975	Nuss	126/21 R
D332,029	S *	12/1992	Carpenter	D7/348
D366,983	S *	2/1996	Leukhardt et al.	D7/349
D424,862	S *	5/2000	Holbrook	D7/349
D462,867	S *	9/2002	Resuello et al.	D7/405
D468,585	S *	1/2003	Resuello et al.	D7/405
D468,962	S *	1/2003	Jones et al.	D7/405
D524,095	S *	7/2006	Pino et al.	D7/349
D525,476	S *	7/2006	Bengtson et al.	D7/349
D539,088	S *	3/2007	Logan et al.	D7/405
D555,975	S *	11/2007	Pino et al.	D7/405

* cited by examiner

Primary Examiner—Robert A. Delehanty

Assistant Examiner—Mark Cavanna

(74) *Attorney, Agent, or Firm*—Russell W. Warnock; James E. Howard

(57) **CLAIM**

The ornamental design for a cooking appliance door, as shown and described.

DESCRIPTION

FIG. 1 is a perspective view of one embodiment of the cooking appliance door showing our ornamental design;

FIG. 2 is a front plan view of the one embodiment of a cooking appliance door shown in FIG. 1;

FIG. 3 is a right plan view of the one embodiment of a cooking appliance door shown in FIG. 1;

FIG. 4 is a left plan view of the one embodiment of a cooking appliance door shown in FIG. 1;

FIG. 5 is a bottom plan view of the one embodiment of a cooking appliance door shown in FIG. 1;

FIG. 6 is a top plan view of the one embodiment of a cooking appliance door shown in FIG. 1;

FIG. 7 is a perspective view of another embodiment of the cooking appliance door showing our ornamental design;

FIG. 8 is a front plan view of the another embodiment of the cooking appliance door shown in FIG. 7;


FIG. 9 is a right plan view of the another embodiment of the cooking appliance door shown in FIG. 7;

FIG. 10 is a left plan view of the another embodiment of the cooking appliance door shown in FIG. 7;

FIG. 11 is a bottom plan view of the another embodiment of the cooking appliance door shown in FIG. 7; and,

FIG. 12 is a top plan view of the another embodiment of the cooking appliance door shown in FIG. 7.

1 Claim, 4 Drawing Sheets






Fig. 1




Fig. 2




Fig. 3




Fig. 4




Fig. 5




Fig. 6




Fig. 7




Fig. 8




Fig. 9




Fig. 10




Fig. 11




Fig. 12