



US00D577956S

(12) **United States Design Patent**
Siegel et al.

(10) **Patent No.:** **US D577,956 S**

(45) **Date of Patent:** **** Oct. 7, 2008**

(54) **HANDLE**

(75) Inventors: **Jeffrey Siegel**, Kings Point, NY (US);
Hsin-Jung Lin, Forest Hills, NY (US)

(73) Assignee: **Lifetime Brands, Inc.**, Garden City, NY
(US)

(**) Term: **14 Years**

(21) Appl. No.: **29/305,045**

(22) Filed: **Mar. 12, 2008**

(51) **LOC (8) Cl.** **07-02**

(52) **U.S. Cl.** **D7/395; D8/107**

(58) **Field of Classification Search** D7/393,
D7/395, 401.2, 682, 692, 642-648, 649-652,
D7/664, 688, 691, 693, 696, 381; D8/83,
D8/101, 107, 307; D22/118; 30/340-344,
30/147-149; 16/430, 431, 110.1; D4/129,
D4/138

See application file for complete search history.

(56) **References Cited**

U.S. PATENT DOCUMENTS

D366,985 S * 2/1996 Tu D7/395
D417,121 S * 11/1999 Brunianyn D7/395
D461,363 S * 8/2002 Law D7/395
D494,038 S * 8/2004 Shih D8/107

D519,315 S * 4/2006 Coudurier D7/394
D530,977 S * 10/2006 Timm et al. D7/393
D538,589 S * 3/2007 Coudurier D7/395

* cited by examiner

Primary Examiner—Holly H. Baynham

Assistant Examiner—Cynthia M Chin

(74) *Attorney, Agent, or Firm*—Ryan A. Schneider, Esq.;
Troutman Sanders LLP

(57) **CLAIM**

The ornamental design for a handle, as shown and described.

DESCRIPTION

FIG. 1 is an isometric view of the embodiment of the handle design of the present invention;

FIG. 2 is a front view of the embodiment of the handle design of FIG. 1;

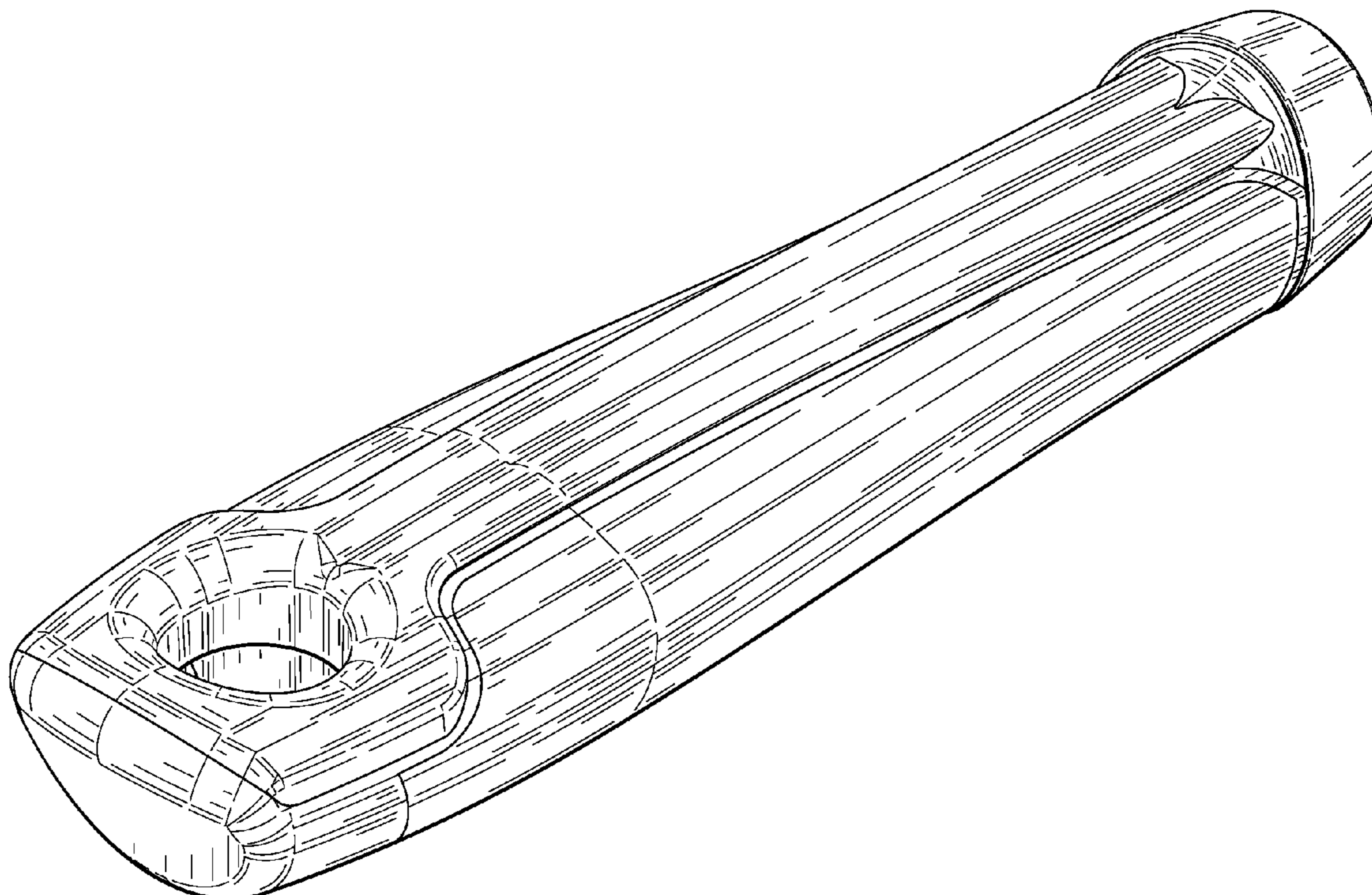
FIG. 3 is a right side view of the embodiment of the handle design of FIG. 1;

FIG. 4 is a rear view of the embodiment of the handle design of FIG. 1;

FIG. 5 is a top view of the embodiment of the handle design of FIG. 1; and,

FIG. 6 is a bottom view of the embodiment of the handle design of FIG. 1.

1 Claim, 3 Drawing Sheets



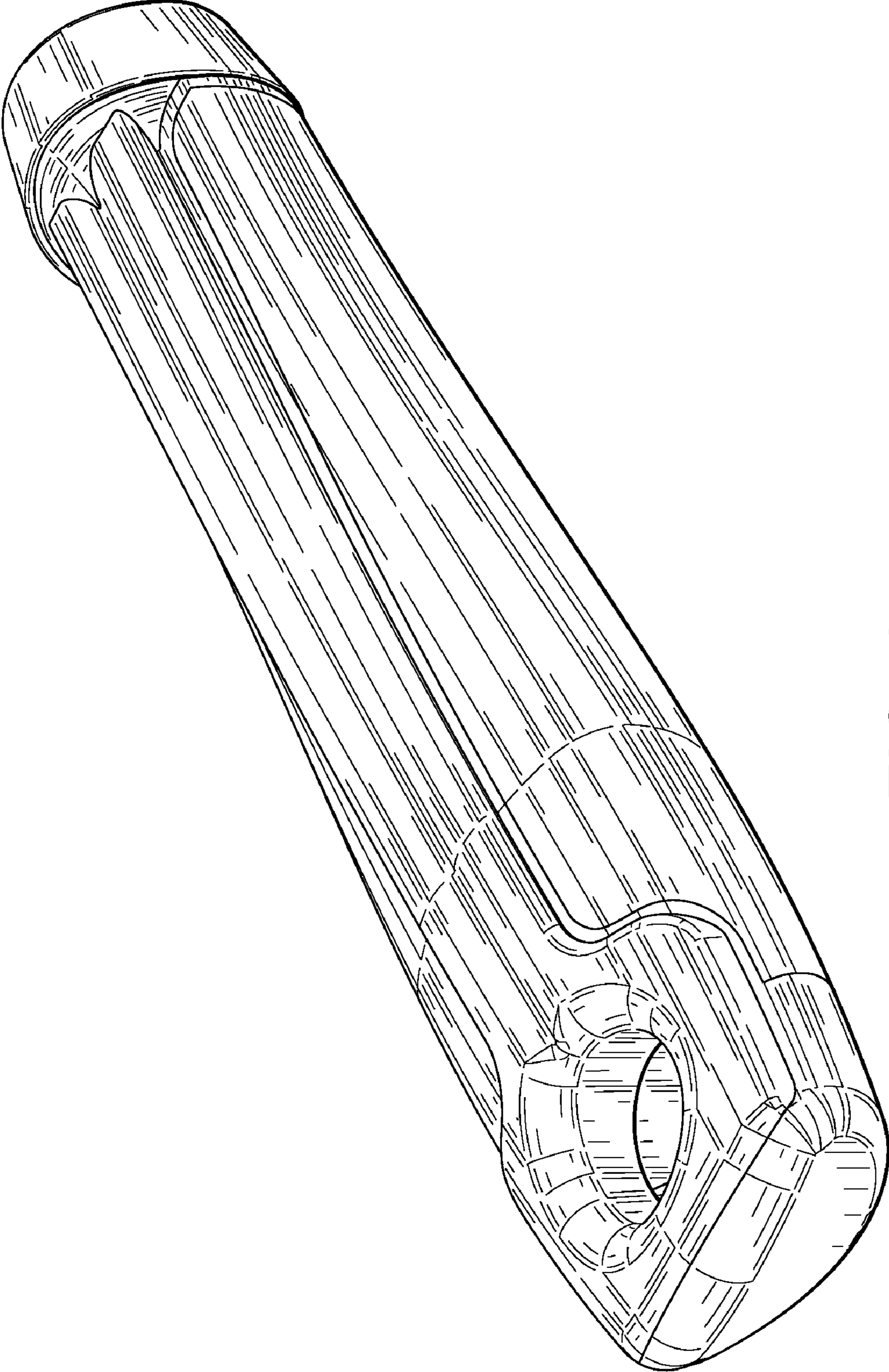


FIG. 1

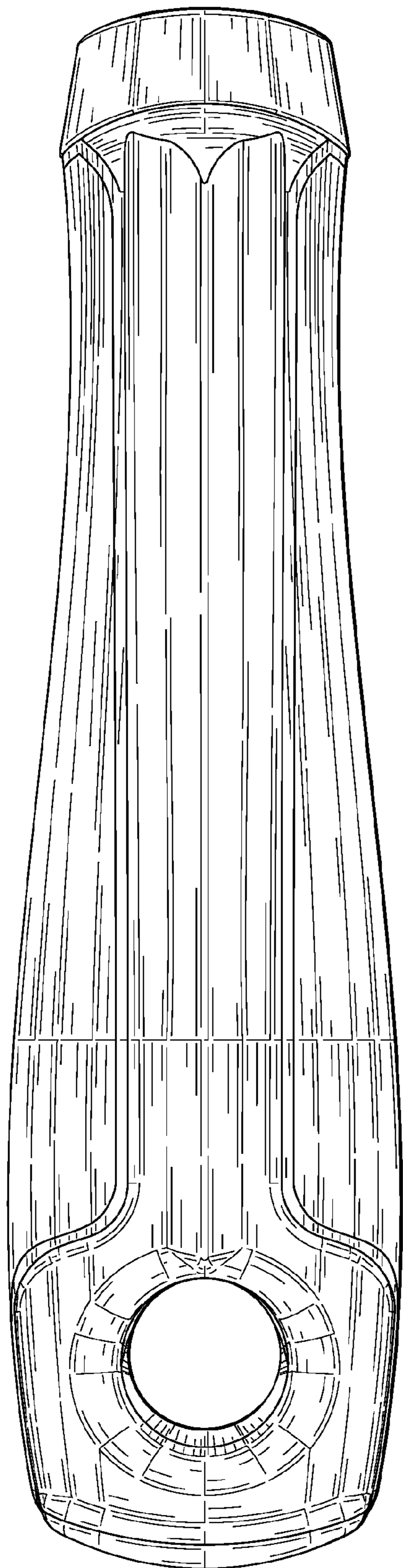


FIG. 2




FIG. 3

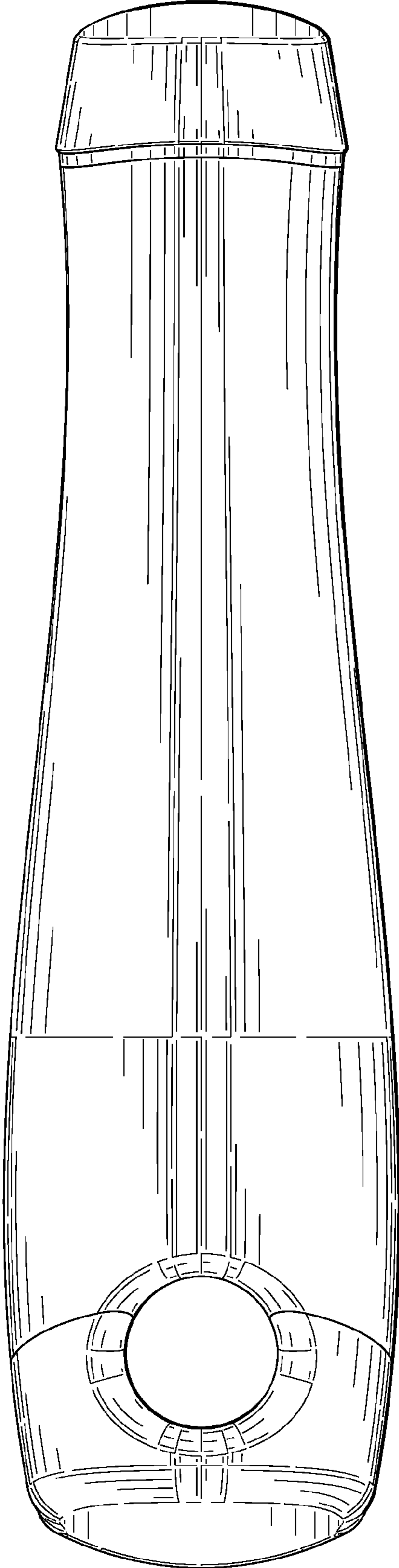


FIG. 4

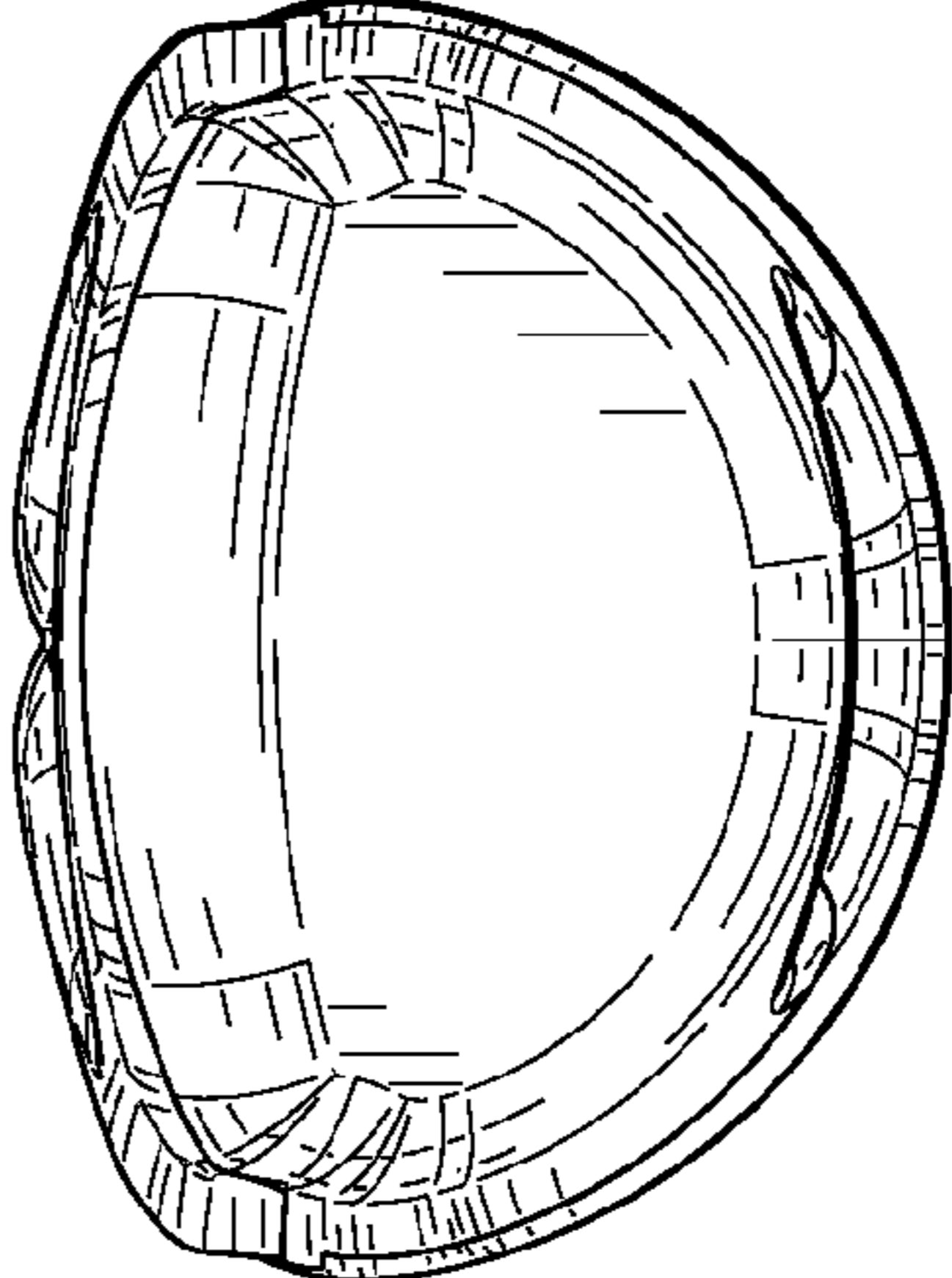


FIG. 6

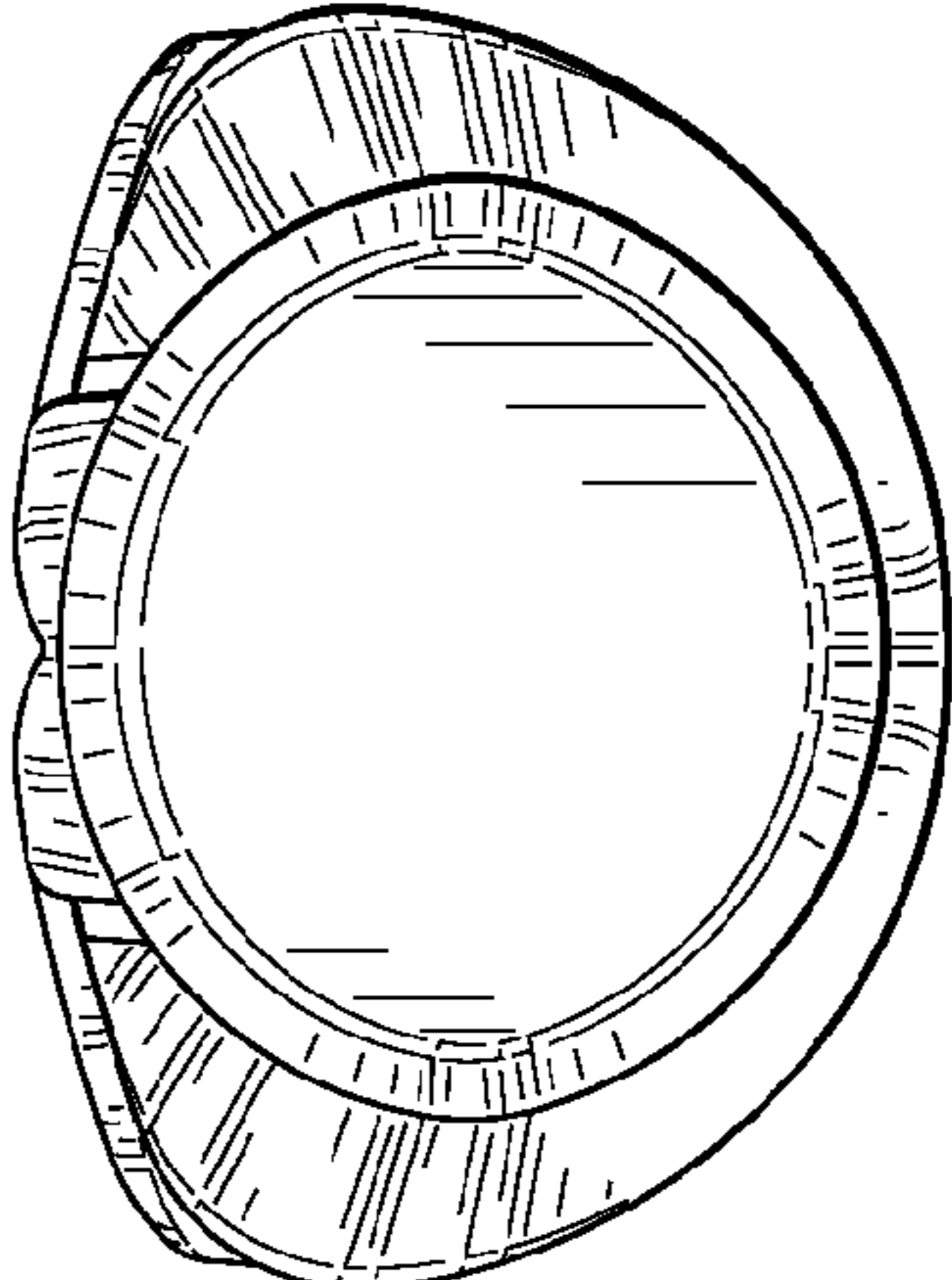


FIG. 5