



US00D577943S

(12) **United States Design Patent**
Larsen

(10) **Patent No.:** **US D577,943 S**
(45) **Date of Patent:** **** Oct. 7, 2008**

(54) **SPA SHELL PILLOW**

(75) Inventor: **Christopher C. Larsen**, Vista, CA (US)

(73) Assignee: **Watkins Manufacturing Corporation**,
Vista, CA (US)

(**) Term: **14 Years**

(21) Appl. No.: **29/295,737**

(22) Filed: **Oct. 4, 2007**

(51) **LOC (8) Cl.** **06-09**

(52) **U.S. Cl.** **D6/601**

(58) **Field of Classification Search** D6/595-598,
D6/601, 604, 605; 5/630, 633, 636, 644,
5/652, 653, 655, 655.3, 655.9, 907; D24/183,
D24/204; D21/803

See application file for complete search history.

(56) **References Cited**

U.S. PATENT DOCUMENTS

4,839,930	A	6/1989	Watkins	
4,908,888	A	3/1990	Watkins	
4,926,510	A	5/1990	Watkins	
D320,135	S *	9/1991	Magnin et al.	D6/601
D364,303	S *	11/1995	Larsen	D6/601
5,716,333	A	2/1998	Larsen	
5,928,171	A	7/1999	Larsen	

D416,742	S *	11/1999	Sramek	D6/601
D422,444	S *	4/2000	Lenahan et al.	D6/601
6,551,263	B2	4/2003	Turner	
D574,085	S *	7/2008	Lucchetti	D24/190

* cited by examiner

Primary Examiner—Janice E Seeger

(74) *Attorney, Agent, or Firm*—Greenberg Traurig LLP;
Franklin D. Ubell

(57) **CLAIM**

The ornamental design for a spa shell pillow, as shown and described.

DESCRIPTION

FIG. 1 is a perspective view of an embodiment of a spa shell pillow showing my new design;

FIG. 2 is a top view of the spa shell pillow of FIG. 1;

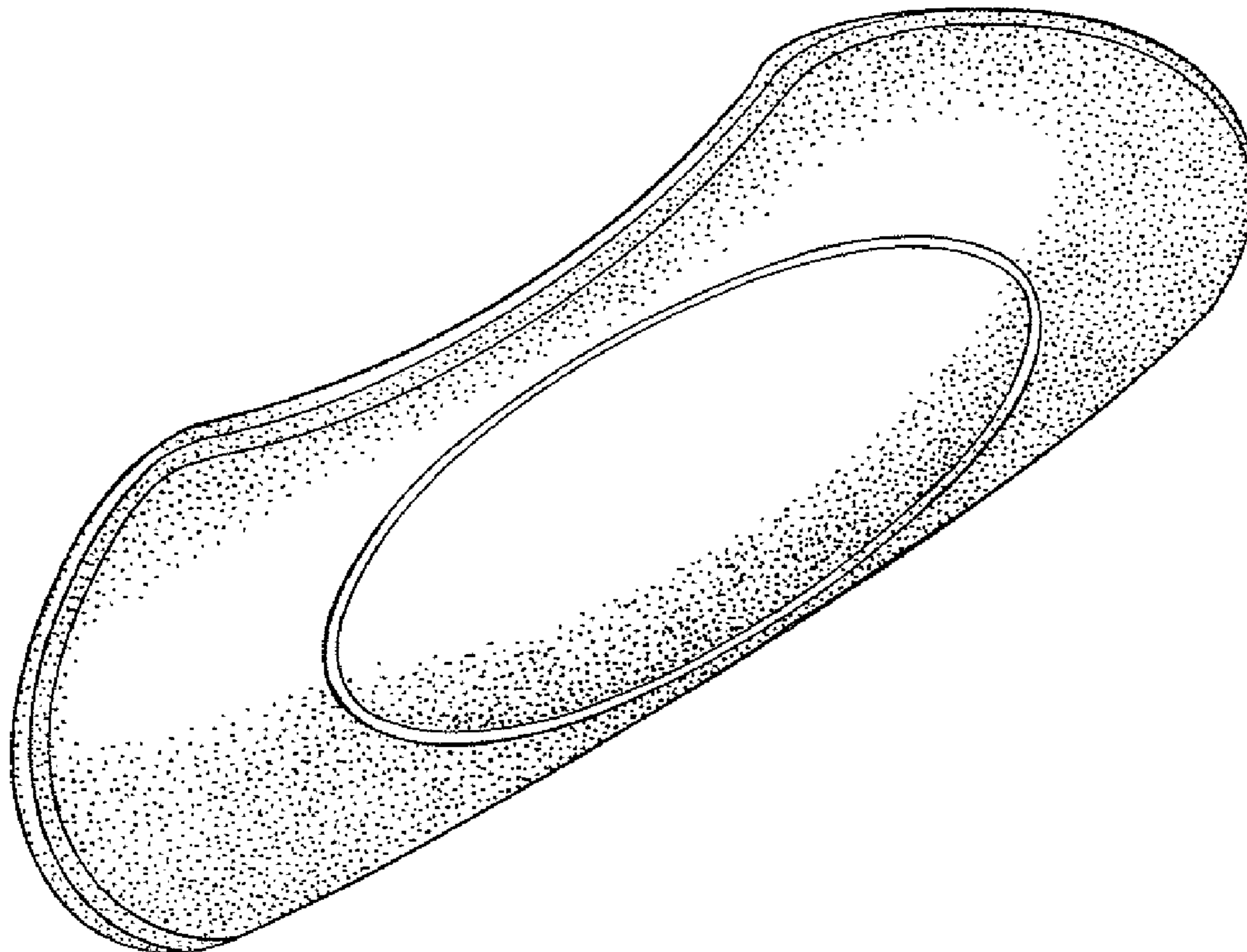
FIG. 3 is a side view illustrating the front side of the spa shell pillow of FIG. 1;

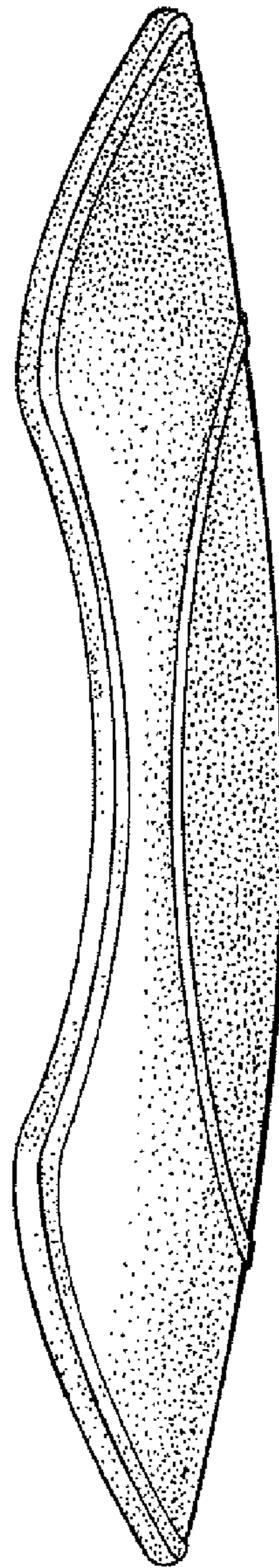
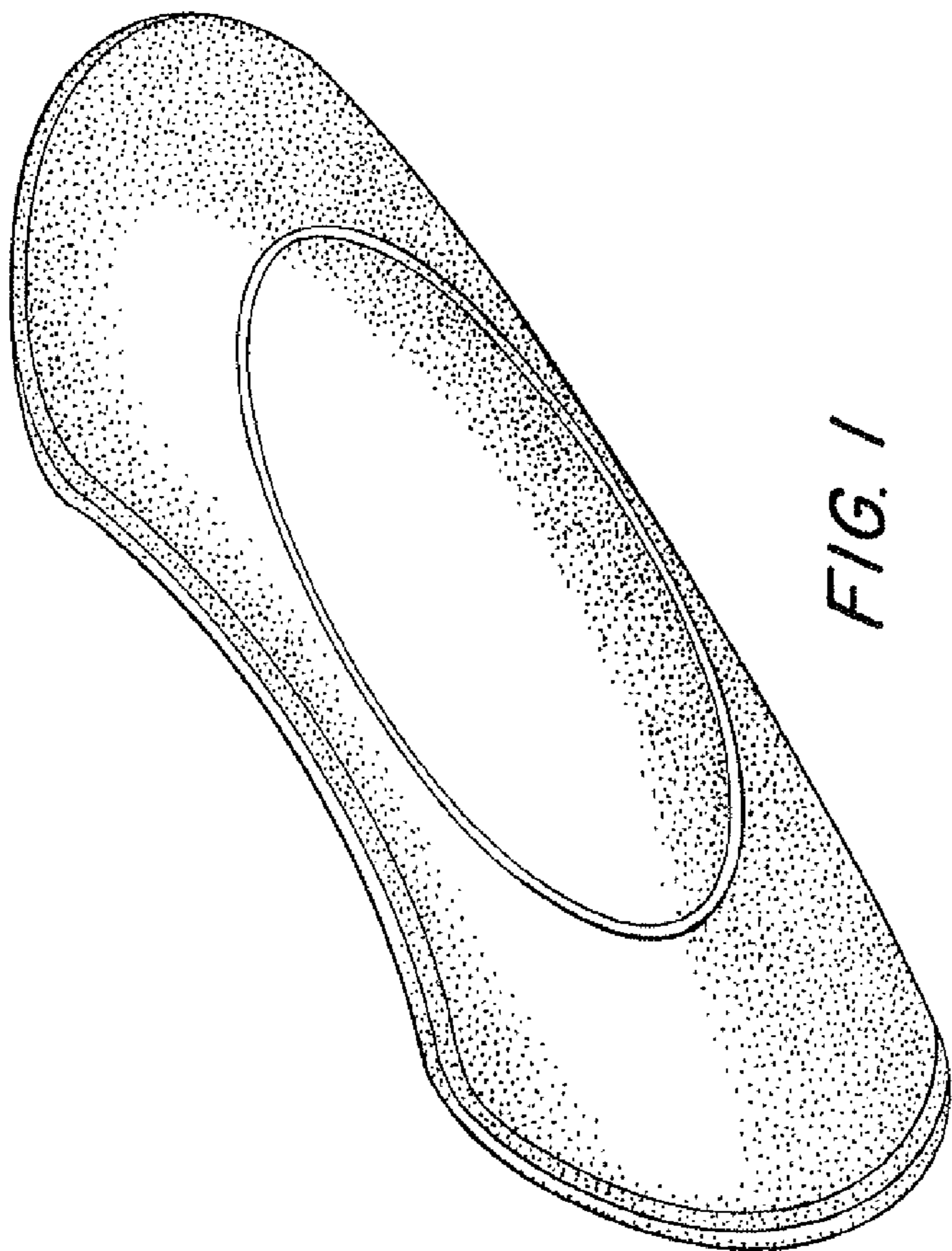
FIG. 4 is a side view illustrating the right side of the spa shell pillow of FIG. 1, which is not visible in FIG. 1;

FIG. 5 is a bottom view of the spa shell pillow of FIG. 1; and,

FIG. 6 is a side view illustrating the back side of the spa shell pillow, which is not visible in FIG. 1.

1 Claim, 3 Drawing Sheets





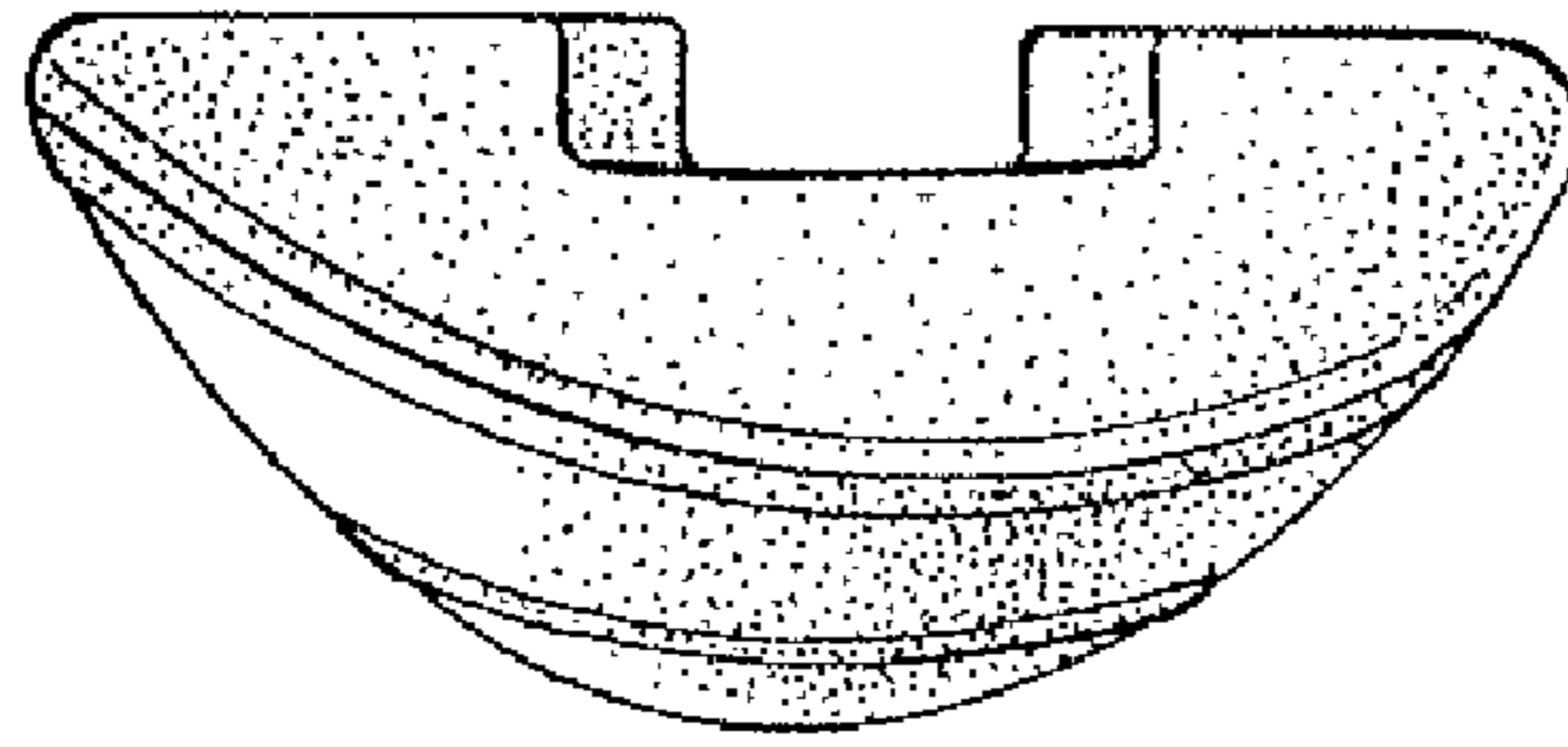


FIG. 4

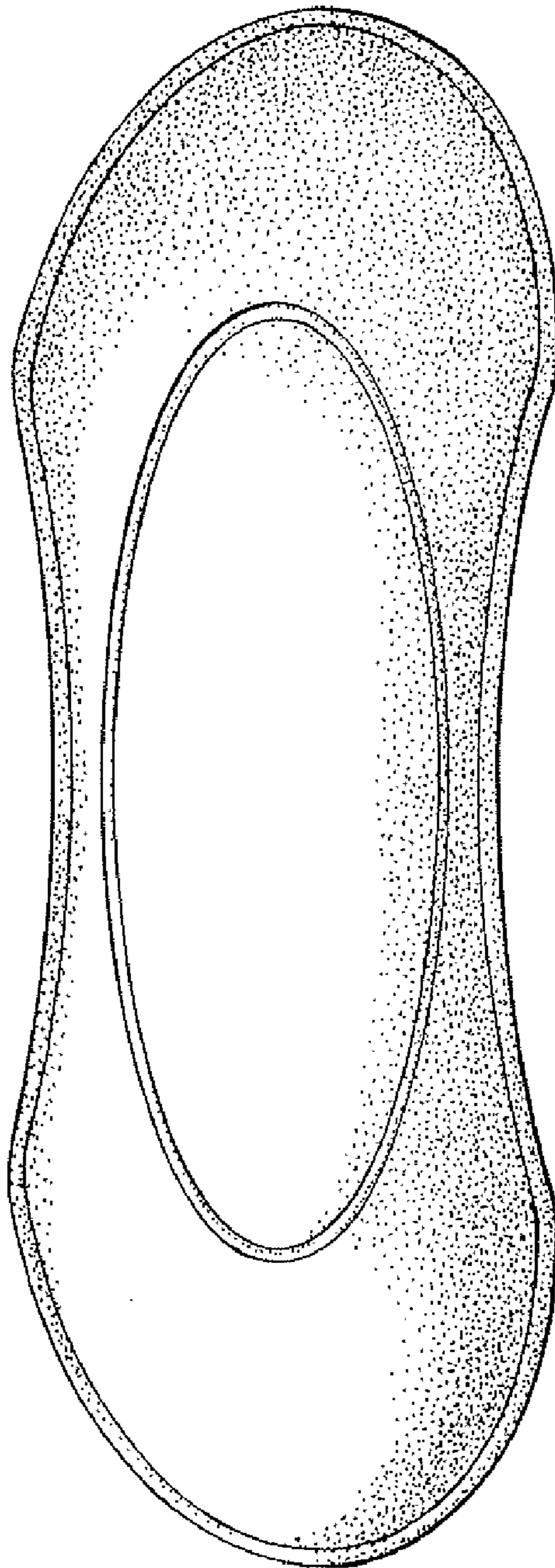


FIG. 3

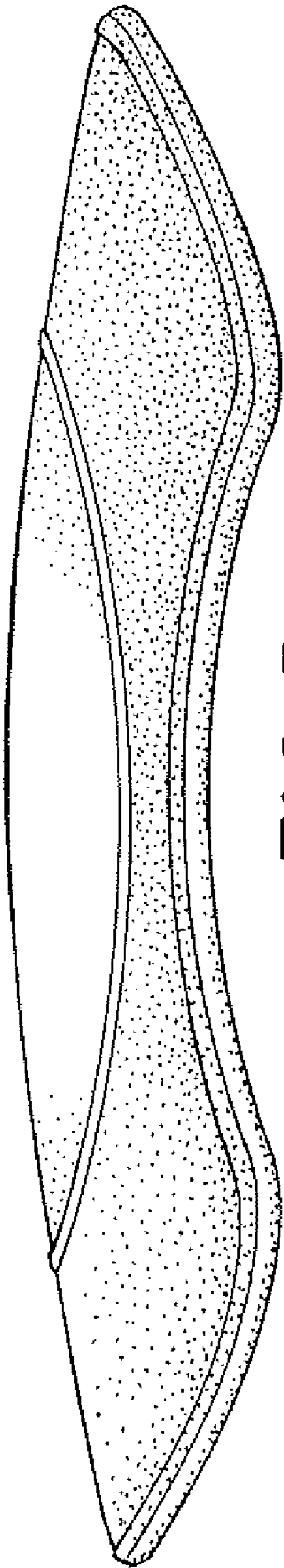


FIG. 5

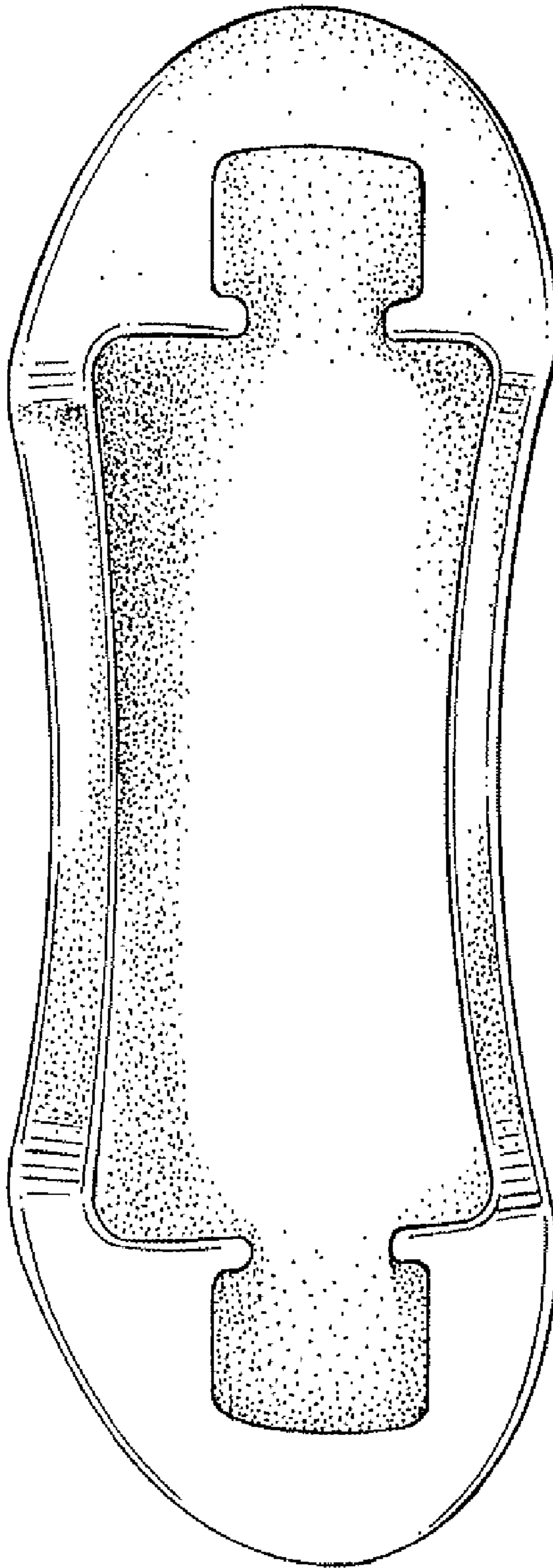


FIG. 6