



US00D577931S

(12) **United States Design Patent**
Thompson

(10) **Patent No.:** **US D577,931 S**

(45) **Date of Patent:** **** Oct. 7, 2008**

(54) **HEADBOARD COMPONENT**

(75) Inventor: **David W. Thompson**, New Albany, OH
(US)

(73) Assignee: **American Signature, Inc.**, Columbus,
OH (US)

(**) Term: **14 Years**

(21) Appl. No.: **29/284,884**

(22) Filed: **Sep. 18, 2007**

(51) **LOC (8) Cl.** **06-06**

(52) **U.S. Cl.** **D6/495; D6/503**

(58) **Field of Classification Search** D6/382,
D6/388, 389, 393-395, 505-508, 502; 5/53.1,
5/907, 279.1, 280, 281, 310

See application file for complete search history.

(56) **References Cited**

U.S. PATENT DOCUMENTS

D376,054 S	*	12/1996	Bergelin	D6/389
D441,980 S	*	5/2001	McDaniel et al.	D6/393
D502,021 S	*	2/2005	Christian	D6/393
D519,745 S	*	5/2006	Stanton	D6/389

OTHER PUBLICATIONS

Dictionary of Furniture, by Charles Boyce, c1985, p. 303, Spool turning at right.*

Woodward And Lothrop Nov. 1990, Winter White Sale, p. 7, bed post at left.*

* cited by examiner

Primary Examiner—Janice E Seeger

(74) *Attorney, Agent, or Firm*—Wood, Herron & Evans, L.L.P.

(57) **CLAIM**

The ornamental design for a headboard component, as shown and described.

DESCRIPTION

FIG. 1 is a perspective view of a headboard component showing my new design.

FIG. 2 is a front elevational view thereof wherein the right, rear and left elevational views are identical thereto.

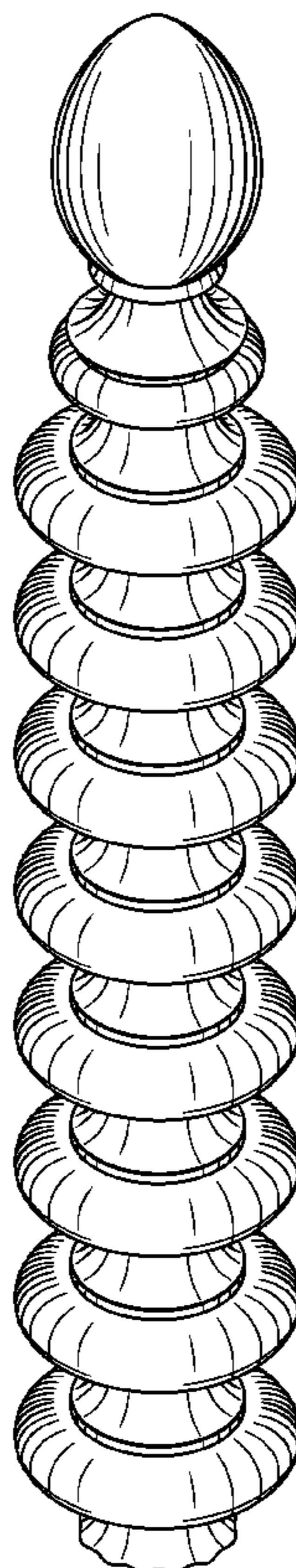
FIG. 3 is another front elevational view thereof.

FIG. 4 is a top plan view thereof; and,

FIG. 5 is a bottom plan view thereof.

The broken lines in FIG. 3 are for illustrative purposes only and form no part of the claimed headboard component.

1 Claim, 2 Drawing Sheets



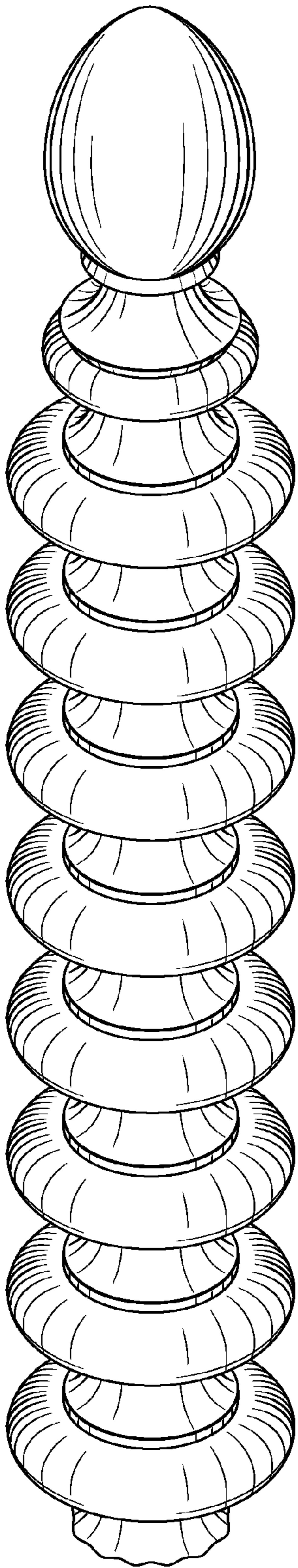


FIG. 1




FIG. 2

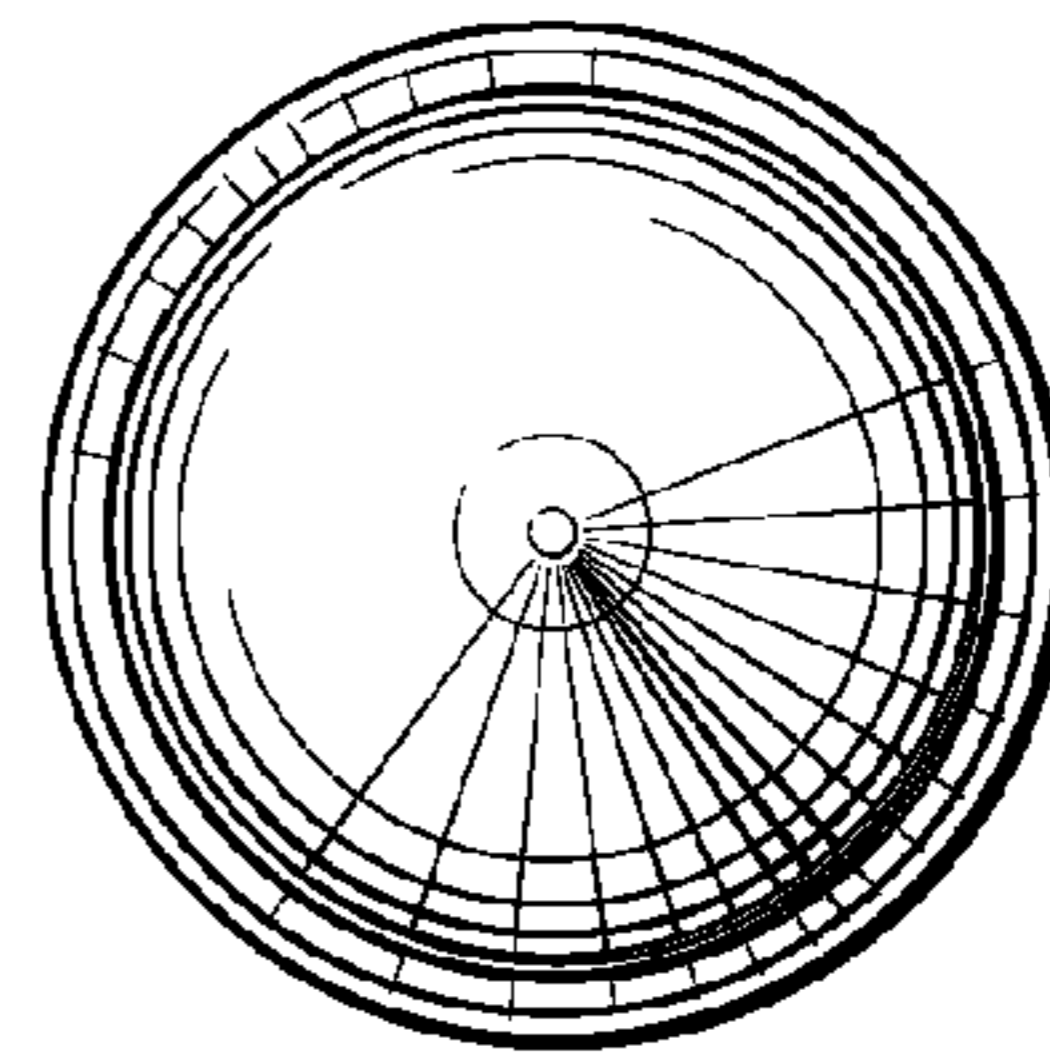


FIG. 4

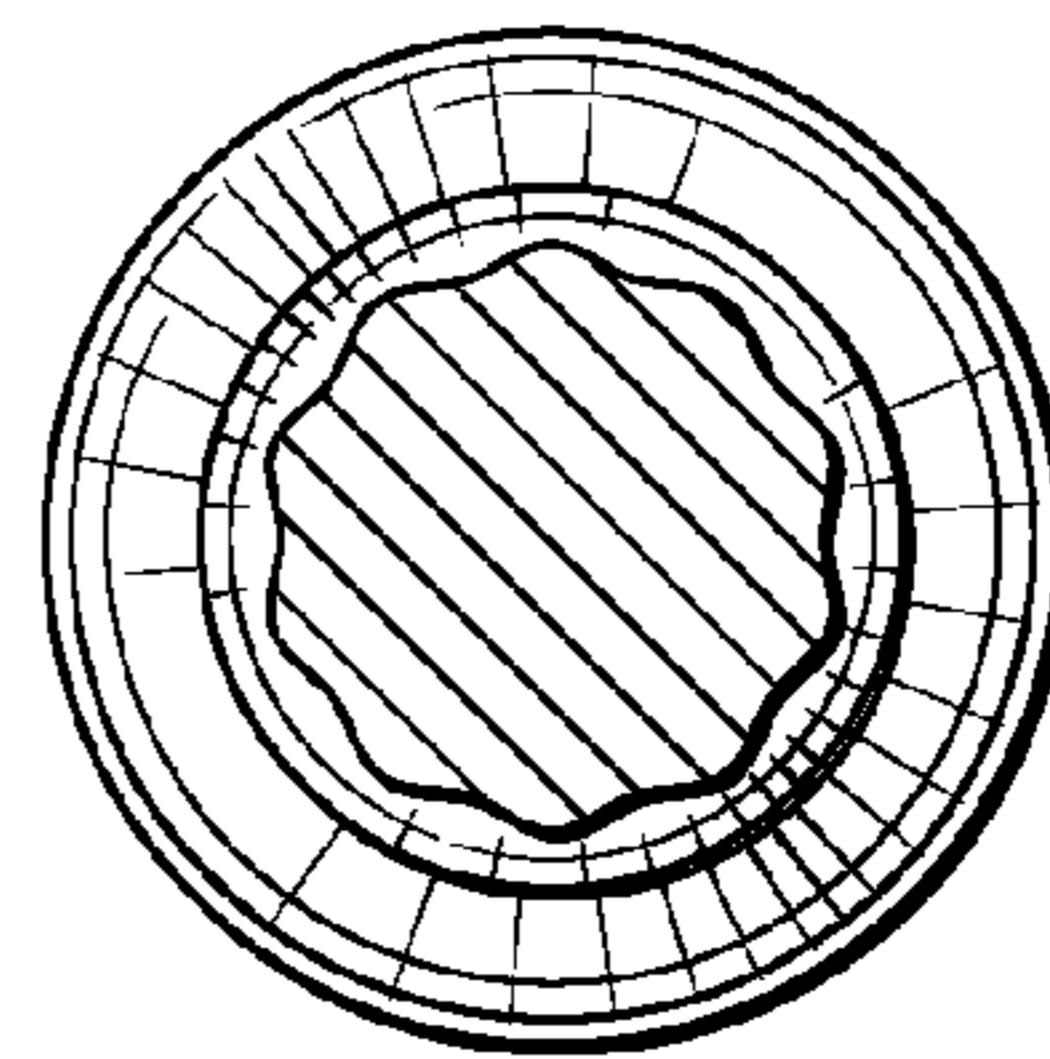


FIG. 5




FIG. 3